



webro

# webro

## Webro, High Performance, Delivered.

**We are committed to ensuring our customers receive the right product, at the right time, for the right price.**

### **Critical Quality**

We have always believed in high quality products and have been known for high quality cable and connectivity products for over 30 years. We are ISO:9001 accredited.

### **Expert Support**

With over 250 combined years of cable experience our technical support team is available to answer your queries promptly and quickly.

### **Worldwide Delivery Service**

Our worldwide delivery service offers standard UK next-day delivery to the UK mainland\*. Timed deliveries and same-day deliveries are also available.

### **Export Specialists**

Our dedicated export team have great experience in sending product overseas and will handle the whole process swiftly and efficiently.


### **Unrivalled Stock Holding**

Our large warehouse in Nottingham gives us ample space to stock an extensive range of cables and connectivity products.

### **Cut to Length Service**

Much of our cable is available in custom lengths\*, so you only buy what you need, reducing your costs and wastage.

\* Subject to confirmation at time of order.



[www.webro.com](http://www.webro.com)


# Index

4	TV & Satellite Cables
8	Connectors & Tools
11	Speaker Cables
12	Coaxial Cables
18	Security and Fire Cables
20	Cabnex Cables
24	Rail Cables
27	Fibre Optic Cables
34	Data, Telecom, & Belden Cables
40	Defence Standard Cables
42	Control & Automation Cables
43	Flex Cables
44	Solar Cables
45	Marine Cables
42	Automotive Cables
Back Cover	How to Order/Contact Us



[www.webro.com](http://www.webro.com)

## TV & AV



Whether you need images or sound, the best cable helps you get the maximum benefit from your chosen technology. For TV and AV cable, no matter your requirements, Webro is the cable brand you need.

With 9 different CAI-approved cables, you can be certain that our cables are of the highest quality. We provide a range of TV and AV cables on both copper and mixed metal construction to suit all budgets, including:

- Singlecore WF (Webro Foam) range
- Multicore WF
- TV and satellite cable, including RG6 and RG6 SDU
- Cablecon connectors and cable preparation tools
- Speaker cables



[www.webro.com](http://www.webro.com)

# WF Singlecore



WF100



WF125 UG



HD100

Type	HD100 Ultra CAI-Approved	WF100 CAI-Approved	WF125 CAI-Approved	WF165 CAI-Approved	WF233	WF340	
CAI-Approved	Yes	Yes	Yes	Yes	No	No	
Inner Conductor	1.00 mm Cu	1.00 mm Cu	1.25 mm Cu	1.63 mm Cu	2.2 mm Cu	3.4 mm Cu	
Dielectric	Foam PE	Foam PE	Foam PE	Foam PE	Foam PE	Foam PE	
Diameter Over Dielectric (mm) (Nominal)	4.70	4.70	5.70	7.25	10.20	14.90	
First Screen	Cu Foil	Cu Foil	Cu Foil	Cu Foil	Cu Foil	Cu Foil	
Braid & Coverage Cu	Cu 55%	Cu 40%	Cu 40%	Cu 50%	Cu 60%	Cu 60%	
Second Screen	Foil	-	-	-	-	-	
Sheath Material	LS0H	PVC/LSF/LS0H/UG	PE/LSF/PVC/UG	PE/LSF/LS0H/UG	PE/LS0H/UG	PE	
Diameter Over Sheath (mm) (Nominal)	6.55	6.55	8.00	10.10	13.80	19.80	
Colour	Black/White/ Brown	Black/White/ Brown/Green/ Red/Yellow	Black/Brown/ Green	Black/Grey/Green	Black/Grey/Green	Black	
Characteristic Impedance ( $\Omega$ )	75	75	75	75	75	75	
DC Resistance Inner Conductor ( $\Omega$ /Km)	<26	<26	<15	<10.5	<4.90	<1.96	
DC Resistance Inner Conductor ( $\Omega$ /Km)	<15	<15	<13.5	<12	<10	<2.6	
Capacitance (pF/m)	56	55	54	55	54	53	
Velocity Ratio	0.82	0.81	0.83	0.81	0.82	0.84	
Attenuation (d/B 100m @ 20°C)							
	100MHz	<6.5	<6.5	<5.0	<4.0	<2.9	<1.9
	460MHz	<15.0	<15.0	<11.5	<9.0	<6.5	<4.3
	1000MHz	<21.5	<21.5	<17.0	<13.5	<10.0	<6.5
	2150MHz	<32.5	<30.3	<24.8	<20.9	<15.6	<10.0

[www.webro.com](http://www.webro.com)

# WF Multicore



Twinsat WF100 LSF

WF65 Cu Twin

5 Core WF100 Plus Earth

Type	WF65CU Twin	WF65 Twin CAI-Approved	Twinsat 100 CAI-Approved	5 Core WF100 + Earth	5 Core WF125 + Earth	
CAI-Approved	No	Yes	Yes	No	No	
Inner Conductor	0.65mm Cu	0.65mm Cu	1.00 mm Cu	1.00 mm Cu	1.25 mm Cu	
Dielectric	Foam PE	Foam PE	Foam PE	Foam PE	Foam PE	
Diameter Over Dielectric (mm) (Nominal)	2.90 mm	2.90 mm	4.70 mm	4.70 mm	5.70 mm	
First Screen	Cu Foil	Al Foil	Cu Foil	Cu Foil	Cu Foil	
Braid & Coverage Cu	Cu 85%	TCu 85%	Cu 40%	Cu 40%	Cu 40%	
Second Screen	-	-	-	-	-	
Sheath Material	PVC	PVC	PVC	LSF	LSF	
Overall Diameter (mm) (Nominal)	4.6 X 9.5 mm	4.6 X 9.5 mm	6.6 X 13.1 mm	21.0 mm	24.0 mm	
Sheath Colour	Black/White/Brown	Black/White/Brown	Black/White/Brown	Black	Black	
Characteristic Impedance ( $\Omega$ )	75	75	75	75	75	
DC Resistance Inner Conductor ( $\Omega$ /Km)	<55	<55	<26	<26	<15	
DC Resistance OuterConductor ( $\Omega$ /Km)	<16	<16	<15	<15	<13.5	
Capacitance (pF/m)	56	54	55	55	55	
Velocity Ratio	0.82	0.84	0.81	0.81	0.81	
Attenuation (d/B 100m @ 20°C)						
	100MHz	<10.0	<10.0	<6.5	<6.5	<5.0
	460MHz	<21.4	<21.4	<15.0	<15.0	<11.5
	1000MHz	<32.5	<32.5	<21.5	<21.5	<17.0
	2150MHz	<47.0	<47.0	<30.3	<30.3	<24.8

[www.webro.com](http://www.webro.com)

# TV & Satellite

WCF100

RG6 SDU

RG6

Type	Cabnex65 Twin	WCF100 CAI-Approved	CT100	CT100 Twin	RG6 SDU CAI-Approved	RG6
CAI-Approved	No	Yes	No	No	Yes	No
Inner Conductor	2 X 0.65mm Cu	1.00 mm Cu	1.00 mm Cu	2 X 1.00 mm Cu	1.02 mm CCS	1.02 mm CCS
Dielectric	Foam PE	Foam PE	Foam PE	Foam PE	Foam PE	Foam PE
Diameter Over Dielectric (mm)	2.90	4.70	4.70	4.70	4.70	4.70
Screen Longitudinally Overlapped	AL Foil	AL Foil	AL/PET	AL/PET	AL/PET	AL/PET
Braid	AL Braid >85%	TCu 50%	CCA	CCA	AL Braid 40%	AL Braid 40%
Sheath Material	PVC	PVC	PVC	PVC	PVC	PVC
Diameter Over Sheath (mm) (Nominal)	4.70 X 9.50	6.55	6.55	6.55 X 13.10	6.55	6.55
Sheath Colour	Black	Black/Brown/White	Black/White	Black/White	Black/Brown/White	Black/Brown/White
Characteristic Impedance ( $\Omega$ )	75	75	75	75	75	75
DC Resistance Inner Conductor ( $\Omega$ /Km)	<55	<26	<26	<26	<105	<105
DC Resistance Outer Conductor ( $\Omega$ /Km)	<45	<15	-	-	<63.5	<63.5
Capacitance (pF/m)	53	56	55	55	50	50
Velocity Ratio	81	80	80	80	0.8	0.8
Attenuation (d/B 100m @ 20°C)						
100MHz	<11.0	<6.5	<6.9	<6.9	<6.7	<6.7
460MHz	<22.5	<15.0	<13.2	<13.2	<14.8	<14.8
1000MHz	<32.5	<21.5	<22.5	<22.5	<21.8	<21.8
2150MHz	<47.0	-	<32.5	<32.5	<31.79	<31.79

[www.webro.com](http://www.webro.com)

# Connectors

# Corning Cabelcon

We know connectors. So much so in fact, that we were the first fully-approved Cablecon connector training centre in the world. We provide a wide range of connectors for most coaxial cable, including: crimp, compression, self-install, and BNC. We also provide a range of self-install connectors in their own blister packs.



Self Install IEC F  
5599909690



Self Install IEC M  
5599909686



90° Self Install IEC  
5599909691/2



HD100 Compression  
5599909407



WF100 Compression  
5599909446-01



WF100 Ultralite Compression  
5599909506



WF125 Compression  
5599909500



WF165 Compression  
5599909510-01



WF100 Thick Wall F Crimp  
55-100B



WF100 F Crimp Spring  
55CC100-INT-F



WF165 Crimp  
55CC165-INT-F



WF100 Quickmount  
5599909446-01



WF233 2 Piece  
55FM413



WF340 2 Piece  
550500F-Male



WF100 BNC Compression UG  
63-99909476



H124 BNC  
55-B-111-124



N400 LMR Connector  
55-N-C-J400



N600 LMR Connector  
55-N-J600



TNC100 LMR Connector  
55-TNC-C-J1



Adapters

The above images are only a small selection of our connector and adapter stocks. Please contact our sales team for details of our full connector range. Correct strip dimensions and connector insertion instructions are available for all of our connector products, including those mentioned above.

[www.webro.com](http://www.webro.com)



# Self-Install Connectors



We now offer self-install connectors in their own blister pack, designed to make cable preparation and installation quick and easy. Our easy to use range of self-install connector blister packs come in a variety of configurations, containing IEC or F type connectors, with some including an easy to use strip tool.

Pack	Connector Type	M/F	Tools Included	Part Number
1 WF100	F-Type X 4 & IEC X 4	M X 2/F X 2 (IEC)	Strip Tool	55-94001000
2 WF100	IEC X 8	M X 4/F X 4	Strip Tool	55-94002000
3 WF100	F-Type X 10	N/A	None	55-94003000
4 WF100	IEC 90 X 4	M X 2/F X 2	None	55-94004000
5 WF100	F-Type X 6	N/A	Strip Tool	55-98501060

Bespoke blister packs can also be produced. Please note that minimum order quantities may apply for this service.



[www.webro.com](http://www.webro.com)

# Tools

We offer a wide range of tools to help you install your chosen cable and connectors quickly and easily. Please contact our sales team for details of our full range of tools.



Insertion Tool F Connector



Cable Cutters



Cable Gripper



Crimp Tool

0.360" & 0.475" Crimps 100/125/165



Preparation Tool

Strips WF100/to Correct Dimensions



Preparation Tool

Strips WF100/125/165 to Correct Dimensions



F Nut Tightening Tool



WF65-165 Compression Tool



H124 Strip Tool



WF100 CX3 Pocket Compression Tool



WF Single Strip Tool



LDT Strip Tool

[www.webro.com](http://www.webro.com)

# Speaker Cable



2 Core Speaker Cable



4 Core Speaker Cable



79 Strand Speaker Cable

Our speaker cables are of the highest quality and suitable for use within high-end audio installations, guaranteeing the user a quality audio solution for many years to come.

Type	Conductor	Size (mm <sup>2</sup> )	AWG	Sheath Material	Sheath Colour
2 Core	Plain Cu	30/0.25	16	LSZH	Pink
2 Core (79 Strand)	Oxygen Free Cu	79/0.19	14	PVC	White/Black Stripe
2 Core	Plain Cu	13/0.4	20	PVC	Black/White or Slit/Black
2 Core Figure 8	Oxygen Free Cu	24/0.75	20	LSZH	White-White/Red
2 Core Figure 8	Oxygen Free Cu	189/1.5	14	LSZH	White-White/Red
2 Core Lattice Dumbbell	Plain Cu	7/0.32	20	HDPE	Black
2 Core Lattice Dumbbell	CCS	1/1.02	18	HDPE	Black
4 Core	Plain Cu	30/0.25	16	LSZH	Pink

Other speaker cable versions are available on request. We can also produce bespoke speaker cable to meet your needs, via our custom design service.

[www.webro.com](http://www.webro.com)

# Coaxial Cable



Our extensive range of coaxial cable includes: RG, URM, and our WEB range of LMR-equivalent cables. These are suitable for many different applications, including: data, video, telecom, signal, CATV, CCTV, RF signal, and broadcast transmissions.

All of our RG cable products comply with the requirements of specification MIL-C-17. Our RG cable range includes 50 Ohm, 75 Ohm and 93 Ohm options to suit all requirements including: RG6, RG59, and RG213.

Our WEB range of cables are direct equivalents to the standard 50 Ohm LMR cable types.

Our coaxial cables are available in a wide range of colours and sheath types, and bespoke options are available in many instances.

[www.webro.com](http://www.webro.com)

# 50 Ohm RG Cables



RG174



RG213



RG223

Type	H1000	RG58	RG174	RG213	RG214	RG223	
Inner Conductor	2.62 mm Cu	19/0.18 mm TCu	7/0.16 mm CCS	7 X 0.75 mm Cu	7 X 0.75 mm SPCu	0.90 mm SPCu	
Dielectric	Foam PE	Solid PE	Solid PE	Solid PE	Solid PE	Solid PE	
Diameter Over Dielectric (mm)	7.20	2.95	1.52	7.25	7.25	2.95	
Screen	Cu Foil	-	-	-	-	-	
First Braid & Coverage	Cu 50%	TCu 94%	TCu 85%	Cu 95%	SPCu 96%	SPCu 95%	
Second Braid & Coverage	-	-	-	-	SPCu 96%	SPCu 94%	
Sheath Material	PVC/PE/LSOH	PVC	PVC	PVC	PVC	PVC	
Overall Diameter (mm)	10.30	4.95	2.80	10.30	10.80	5.40	
Colour	Black	Black/White	Black	Black	Black	Black	
Characteristic Impedance ( $\Omega$ )	50	50	50	50	50	50	
Capacitance (pF/m)	80	100	100	100	100	100	
Velocity Ratio	0.83	0.66	0.66	0.66	0.66	0.66	
Attenuation at 20°C dB/100m (Nominal)	50 MHz	2.7	12.5	20.3	4.6	5.5	9.6
	100 MHz	3.9	20.3	31.2	6.6	8.3	13.1
	400 MHz	8.3	53.0	71.9	21.1	33.3	39.3
	1000 MHz	13.9	87.2	140.2	24.1	39.2	44.4

[www.webro.com](http://www.webro.com)

# 75 & 93 Ohm RG Cables



RG11



RG59



RG62

Type	RG11 A/U	RG59 Mini	RG59 B/U	RG62 A/U	RG179
Inner Conductor	7/0.40 mm TCu	0.41 mm Cu C/S	0.58 mm Cu C/S	0.64 mm CCS	Tinned Cu
Dielectric	Solid PE	Foam PE	Solid PE	Thread and Tube PE	Foam PE
Screen 1	Plain Cu	Alu Tape	Plain Cu	Plain Cu	Tinned Cu
Screen 2	-	TCu	-	-	-
Sheath Material	PVC	PVC	PVC/LSF	PVC/LSF/LS0H	PVC/LSZH
Overall Diameter (mm)	10.30	3.60	6.15	6.15	2.60
Sheath Colour	Black	White	Black/White	Black	Black
Characteristic Impedance ( $\Omega$ )	75	75	75	93	75
Attenuation at 20°C dB/100m (Nominal)	50 MHz	4.8	11.5	8.5	18.5
	100 MHz	7.2	15.5	11.8	27.2
	400 MHz	14.2	31.5	25.5	62
	1000 MHz	29.3	51.0	40.0	40.5

[www.webro.com](http://www.webro.com)

# Cabnex Coaxial Cables



For commercial grade use, we also offer a range of Cabnex (CCA) variants of a number of RG-type cables. With Copper clad aluminium/steel braiding, and (in some cases) mixed metal conductor, our Cabnex range of coaxial cables have been designed along the same specifications as their RG equivalents.

Type	Cabnex 11	Cabnex 43	Cabnex 59	Cabnex 213	
Inner Conductor	7/0.40mm TCu	1/0.90mm Plain Annealed Cu	0.58mm CCS	7/0.75mm Plain Annealed Cu	
Dielectric	Solid PE	Solid PE	Solid PE	Solid PE	
Screen 1	CCA Braid >90% Coverage	CCA Braid >85% Coverage	CCA Braid >84% Coverage	CCA Braid >95% Coverage	
Sheath Material	PVC	PVC	PVC (LSF, UG & LSZH options also available)	PVC	
Overall Diameter (mm)	10.30	5.00	6.15	10.30mm	
Sheath Colour	Black	Black	Black/White	Black	
Characteristic Impedance ( $\Omega$ )	75	50	75	50	
Attenuation at 20°C dB/100m (Nominal)	50 MHz	5.3	10.1	8.5	5.5
	100 MHz	7.7	14.0	12.1	8.0
	400 MHz	17.0	26.1	24.5	17.8
	1000 MHz	30.0	38.0	39.5	31.8

[www.webro.com](http://www.webro.com)

# URM Coaxial Cables

(BS2316 & Defence Standard 61-12 Part 9)



URM43



URM70



URM202

Type	URM43	URM67	URM70	URM76	URM202	
Inner Conductor	1/0.90 mm Cu	7/0.77 mm Cu	7/0.19 mm Cu	7/0.32 mm Cu	7/0.25 Cu	
Dielectric	Solid PE	Solid PE	Solid PE	Solid PE	Semi-Airspaced PE	
First Braid	Cu	Cu	Cu	Cu	Cu	
Second Braid	-	-	-	-	-	
Sheath Material	PVC	PVC	PVC	PVC	PVC	
Overall Diameter (mm) (Nominal)	5.00	10.30	5.80	5.00	5.10	
Colour	Black	Black	Black	Black	Black	
Characteristic Impedance ( $\Omega$ )	50	50	75	50	75	
Attenuation at 20°C dB/100m (Nominal)	100 MHz	13.0	6.80	15.2	15.5	11.0
	200 MHz	18.7	9.90	21.8	22.2	16.0
	600 MHz	33.8	18.6	39.1	39.8	31.0
	1000 MHz	44.6	25.2	51.7	52.7	42.7

[www.webro.com](http://www.webro.com)



# WEB Cables




All of our WEB coaxial cables are direct equivalents to the standard 50 Ohm cable types, providing the same level of functionality, but greater value for money. We also have an extensive selection of connectors suitable for our WEB cable range.

Type	WEB100A	WEB195	WEB240	WEB300	WEB400	WEB600
Inner Conductor	0.46 mm CCS	0.94mm Plain Cu	1.40 mm Plain Cu	1.78 mm Plain Cu	2.74 mm CCA	4.47 mm CCA
Dielectric	Solid PE	Foam PE	Foam PE	Foam PE	Foam PE	Foam PE
First Braid	Alu Foil Tape	Alu Foil Tape	Alu Foil Tape	Alu Foil Tape	Alu Foil Tape	Alu Foil Tape
Second Braid	Tinned CU 90%	Tinned Cu 90%	Tinned Cu 90%	Tinned Cu 90%	Tinned Cu 90%	Tinned Cu 90%
Sheath Material	PVC/LS0H	PE/LS0H	PE/LS0H	PE/LS0H	PE/LS0H/UG	PE/LS0H/UG
Overall Diameter (mm)	2.80	4.90	6.10	7.60	10.10	15.00
Colour	Black	Black	Black	Black	Black	Black
Characteristic Impedance ( $\Omega$ )	50	50	50	50	50	50
Attenuation at 20°C dB/100m (Nominal)	50 MHz	16.7	8.4	5.7	4.5	2.9
	150 MHz	29.4	14.6	9.9	7.9	5.0
	450 MHz	51.9	25.5	17.3	13.8	8.9
	1500 MHz	98.7	47.7	32.4	26.0	16.8

[www.webro.com](http://www.webro.com)

## Fire & Security



Webro are one of the UK's leading suppliers of fire and security cable. Our range includes full copper and CCA (Cabnex) alarm cables in a variety of core counts and sheath types.

We also supply a wide range of composite cables for CCTV use, and a comprehensive range of standard and enhanced multicore fire cable.

### Alarm Cable Standards (BS4737 Section 3.30)

Our range of unscreened and screened copper alarm cable is all manufactured with copper conductors and fully compliant with BS 4737 Section 3.30 (Type 1 – LSZH, Type 2 - PVC). Cabnex, our commercial grade alarm cable, features CCA conductors, and is compliant with BS4737 3.30 Type 3.

Please note that the underground and PE sheath types are not currently covered by the BS4737 Section 3.30 standards.

[www.webro.com](http://www.webro.com)

# Alarm Cable

Compliant with BS4737 Section 3.30:

Type 1 (LSZH) and Type 2 (PVC)



Standard



Screened



Underground

## Standard

No. Cores	Conductor	Sheath Material	Overall Diameter (mm)	Sheath Colour
4	4 X 7/0.20 mm Cu	PVC/LSF/LSOH	3.5	White/Brown/Black
6	6 X 7/0.20 mm Cu	PVC/LSF/LSOH	4.1	White/Brown/Black
8	8 X 7/0.20 mm Cu	PVC/LSF/LSOH	4.3	White/Brown/Black
12	12 X 7/0.20 mm Cu	PVC/LSF/LSOH	5.5	White/Brown/Black
20	20 X 7/0.20 mm Cu	PVC	6.8	White
30	30 X 7/0.20 mm Cu	PVC	8.2	White

## Screened

No. Cores	Conductor	Screen	Sheath Material	Overall Diameter (mm)	Sheath Colour
4	4 X 7/0.20 mm Cu	Al Foil	LSF	3.5	White
6	6 X 7/0.20 mm Cu	Al Foil	LSF	4.1	White
8	8 X 7/0.20 mm Cu	Al Foil	LSF	4.3	White
12	12 X 7/0.20 mm Cu	Al Foil	LSF	5.5	White

## Underground

No. Cores	Conductor	Sheath Material	Overall Diameter (mm)	Sheath Colour
8	8 X 7/0.20 mm Cu	HDPE	7	Black
12	12 X 7/0.20 mm Cu	HDPE	8	Black

[www.webro.com](http://www.webro.com)

# Cabnex



4 Core Cabnex Alarm

6 Core Cabnex Alarm

8 Core Cabnex Alarm

## Our Commercial Grade Alarm Cable

For commercial use, or for the more cost conscious, our Cabnex range of alarm cable fits the bill. Our Cabnex CCA alarm cable has a copper clad aluminium conductor, but can be used in exactly the same manner as our full copper alarm cable. Cabnex is fully compliant with BS 4737 Section 3.30 (Type 3).

### Standard

No. Cores	Conductor	Sheath Material	Overall Diameter (mm)	Sheath Colour
4	4 X 7/0.20 mm CCA	PVC/LSF/LSOH	3.5	White/Brown
6	6 X 7/0.20 mm CCA	PVC/LSF/LSOH	4.1	White/Brown
8	8 X 7/0.20 mm CCA	PVC/LSF/LSOH	4.3	White/Brown

### Screened (With Al Foil)

No. Cores	Conductor	Sheath Material	Overall Diameter (mm)	Sheath Colour
4	4 X 7/0.20 mm CCA	PVC/LSF	3.5	White
6	6 X 7/0.20 mm CCA	PVC/LSF	4.1	White
8	8 X 7/0.20 mm CCA	PVC/LSF	4.3	White

[www.webro.com](http://www.webro.com)

# CCTV Cable Composites

## Coax & Power



RG59 & Power

SP7

Security can be of paramount importance to many organisations, with CCTV being one method of helping them gain some peace of mind. The cabling is often one of the most underappreciated parts of any CCTV system. Our CCTV cable allows you to get the maximum benefit from your CCTV system. The range includes both coaxial plus power, and coaxial plus data types.

Coaxial Characteristics	Cabnex 59 + 2 X 0.5mm Shotgun	RG59 B/U & 2 X 0.75mm <sup>2</sup> (SP7) Shotgun	RG59 & 2X 0.5mm <sup>2</sup> Circular	URM70 & 2 X 0.75mm <sup>2</sup> Shotgun	URM70 & 2X 0.5mm <sup>2</sup> & 2 X 1.0mm <sup>2</sup> Circular
Inner Conductor	0.58mm CCS	0.58mm CCS	0.58mm CCS	7/0.19mm Cu	7/0.19mm Cu
Dielectric & Diameter	Solid PE 3.70mm	Solid PE 3.70mm	Solid PE 3.70mm	Solid PE 3.25mm	Solid PE 3.25mm
Braid & Coverage	CCA >80%	Cu>80%	Cu>80%	Cu>80%	Cu>80%
Impedance (Ω)	75	75	75	75	75
DC Resistance Inner Conductor (Ω/Km)	235	235	235	92	92
Capacitance (pF/m)	56	55	55	54	54
Velocity Ratio	0.82	0.81	0.81	0.84	0.84
Power Characteristics	Cabnex 59 + 2 X 0.5mm Shotgun	RG59 B/U & 2 X 0.75mm <sup>2</sup> (SP7) Shotgun	RG59 & 2X 0.5mm <sup>2</sup> Circular	URM70 & 2 X 0.75mm <sup>2</sup> Shotgun	URM70 & 2X 0.5mm <sup>2</sup> & 2 X 1.0mm <sup>2</sup> Circular
Inner Conductor	Cu Class 5	Cu Class 5	Cu Class 5	Cu Class 5	Cu Class 5
Insulation & Diameter	PVC 1.80mm	PVC 2.20mm	PVC 1.80mm	PVC 2.20mm	PVC 1.80 + 2.40mm
DC Resistance (Ω/Km)	≤ 39	≤ 26	≤ 39	≤ 26	≤39 + ≤19.5
Voltage (V)	50	50	50	50	50
Sheath Material & Colour	PVC Black & White	PVC Black	PVC Black	PVC Black & White	PVC Black

[www.webro.com](http://www.webro.com)

# CCTV Cable Composites

## Coax & Data



URM70 & 8723

Our coax and data CCTV cables help you gain the reassurance of added security through your CCTV system. Using Belden equivalent cable, and a URM coaxial cable, our coax and data CCTV cables are suitable for use on camera signal, data, and control systems.

Coaxial Characteristics	URM70 & 8723 Equivalent Circular	URM70 & 8442 Equivalent Circular
Inner Conductor	7/0.19mm Cu	7/0.19mm Cu
Dielectric & Diameter	Solid PE 3.25mm	Solid PE 3.25mm
Braid & Coverage	Cu>80%	Cu>80%
Impedance ( $\Omega$ )	75	75
DC Resistance Inner Conductor ( $\Omega$ /Km)	$\leq 92$	$\leq 92$
Capacitance (pF/m)	54	54
Velocity Ratio	0.84	0.84
Data Characteristics	URM70 & 8723 Equivalent Circular	URM70 & 8442 Equivalent Circular
Inner Conductor	7/0.25mm Cu	7/0.25mm Cu
Insulation & Diameter	HDPE 1.20mm	PVC 1.50mm
DC Resistance ( $\Omega$ /Km)	$\leq 54.2$	$\leq 54.2$
Voltage (V)	300	300
Sheath Material & Colour	PVC White	PVC White

[www.webro.com](http://www.webro.com)

# Fire Cable



Standard Fire Cable



Enhanced Fire Cable

Webro fire cable will perform in extreme fire situations, ensuring both your alarm and emergency lighting systems remain operational. Webro fire cable can be used in fire alarm systems, emergency lighting circuits, and BS 5839-8 voice alarm systems. Our fire cable is manufactured with copper conductors, full size CPC, and is fully compliant with BS 7629-1. We also stock fire cable clips and glands.

	Standard Fire Cable	Enhanced Fire Cable
<b>Inner Conductor</b>	1.5mm to 4mm <sup>2</sup> Plain Cu Wire	1.5mm to 4mm <sup>2</sup> Plain Cu Wire
<b>Insulation</b>	LSZH	Mica Glass Tape & LSZH
<b>Cores</b>	2-4 Core	2-4 Core
<b>Screen</b>	Al Foil & Tinned Cu CPC	Al Foil & Tinned Cu CPC
<b>Sheath</b>	LSZH	LSZH
<b>Storage &amp; Operating Temperature (°C)</b>	-10 to +90	-10 to +90
<b>DC Resistance (Ω/Km)</b>	≤12.10 to ≤4.61	≤12.10 to ≤4.61
<b>Operating Voltage (V)</b>	300/500	300/500
<b>Specifications</b>	LU1-085, BS7629-1, BS6387 CWZ, BSEN50200 PH30, 60 & 120, BSEN50265, 50266, 50267 & 50268, BS5839-1 Clause 26, BS5839-8, BS5266, BS8519 Category 1 Control,	LU1-085, BS7629-1, BS6387 CWZ, BSEN50200 PH30, 60 & 120, BSEN50265, 50266, 50267 & 50268, BS5839-1 Clause 26, BS5839-8, BS5266, BS8519 Category 1 & 2 Control, BS8434-2

[www.webro.com](http://www.webro.com)

## Rail Cables



Cat 6a S/FTP



2 Core Fire Cable



G7623

Our cable has been instrumental in many London Underground and Overground rail projects. All of our rail, cable and connectivity products are designed to meet the exacting demands placed upon them by an industry that deals with over 3.5 million passenger journeys made every day.

All of our LU1-085 accredited cables satisfy the mandatory requirements of London Underground and are fully approved. The LU1-085 standard includes rigorous fire and safety tests to ensure only the safest materials are used on the London Underground rail network. Compliance with LU1-085 is testament to the advanced safety and performance of our cable products.

Our cable and connectivity products have been instrumental in major station redevelopment projects on the London Underground network. Cable and connectivity products used in recent projects include:

- Coaxial Cable
- Fibre Optic Cable
- Data Cable
- Telecom Cable
- Fire Alarm Cable
- Network Data Cabinets




[www.webro.com](http://www.webro.com)



# London Underground

## LU1-085 Cable



G7623

H1000

H124

Webro cable products have been used in many recent refits of station infrastructure across the London Underground network, and the majority of our rail cables fully comply with the requirements of LU1-085.

Cable Type	LU1-085 Approval	Specifications	Application
H124 Coaxial	Yes	BS EN 60332-3, BS EN 50268, BS EN 50267/IEC60754-2	CCTV Video
H1000 Coaxial	No	BS EN 50265, BS EN 50268, BS EN 50267/IEC60754-2	Platform Announcement
G7623 (1or 3 Pair)	Yes	BS EN 60332-3, BS EN 50268, BS EN 50267/IEC60754-2	Telecommunications
Cat 6 U/UTP & S/FTP	Yes	IEC 60332-1-2 IEC 60332-3-24 IEC 61034 IEC 60754-2	Data & Networking
Cat 6a S/FTP	Yes	IEC 60332-1-2 IEC 60332-3-24 IEC 61034 IEC 60754-2	Data & Networking
Cat7 S/FTP	Yes	IEC 60332-1-2 IEC 60332-3-24 IEC 61034 IEC 60754-2	Data & Networking
Railsafe™ Multi Loose Tube Fibre-Optic Cable	Yes	LUL 2- .1001-002, IEC60332-3-24, LUL 2- .1001-002,, IEC61034, LUL 2- .1001-002, IEC 60754	Fibre backbone for FTTX
Railsafe™ Central Loose Tube Fibre-Optic Cable	Yes	LUL 2- .1001-002, IEC60332-3-24, LUL 2- .1001-002,, IEC61034, LUL 2- .1001-002, IEC 60754	Fibre backbone for FTTX

[www.webro.com](http://www.webro.com)

# Network Data Cabinets

Our extensive network of partnerships enables us to offer a wide variety of network data cabinets.

Available in many different sizes with a wide range of widths and depths, our range of cabinets have a modular construction and a wide selection of cable management options and accessories.

The cabinets are designed for maximum thermal and space efficiency, and are available in a wide range of colours, and are suitable for telecoms, data centre, server room, and office environments. Cabinet sizes available include:

- 9U to 48U
- 19 inch
- ETSI standard
- EMC

Our cabinets have been used in many major improvement projects on the London Underground network.

Please contact our sales team now for more information on our cabinet range.



[www.webro.com](http://www.webro.com)

# Fibre



12F Tight Buffered



MLT Mini Cable



DAC Cable

We have fibre-optic cable and accessories for every requirement. Whether you need small fibre count cables for last drop use or domestic installation, or you need much larger fibre cables such as those that bring FTTX broadband to homes throughout the UK, our fibre-optic cable range has the cable you are looking for.

Our fibre-optic cables come in a range of sheath types and colours, and we are able to produce bespoke cables to individual customer requirements.

We are also KeyFibre distributors, stocking a wide range of tools and connectors to make fibre installation much quicker, easier, and cheaper.

Fibre Type (size $\mu\text{m}$ )	Fibre Class
Multimode (62.5/125)	OM1
Multimode (50/125)	OM2
Multimode (50/125)	OM3
Multimode (50/125)	OM4
Singlemode (9/125)	OS1 & OS2

[www.webro.com](http://www.webro.com)

# Central Loose Tube & Tight Buffered



Tight Buffered



Central Loose Tube



Corrugated Steel Tape

## Central Loose Tube

## Corrugated Steel Tape (CST)

## Tight Buffered

Fibre Count	Outer Diameter Approx (mm)	Net Weight Kg/Km	Outer Diameter Approx (mm)	Net Weight Kg/Km	Outer Diameter Approx (mm)	Net Weight Kg/Km
2-12	5.8	40	10.5	127	4.8-6.5	22-43
12-24	7.2	55	10.5	127	6.5-8.3	43-67

# Multi Loose Tube



MLT 96F



MLT 192F



Corrugated Steel Tape

	PE		RP		SWA		CST		LSNH	
Fibre Count	Outer Diameter Approx (mm)	Net Weight (Kg/Km)	Outer Diameter Approx (mm)	Net Weight (Kg/Km)	Outer Diameter Approx (mm)	Net Weight (Kg/Km)	Outer Diameter Approx (mm)	Net Weight (Kg/Km)	Outer Diameter Approx (mm)	Net Weight (Kg/Km)
4	10	72	10.5	87	11.9	180	12.1	139	10	81
6	10	74	10.5	88	11.9	180	12.1	142	10	82
8	10	75	10.5	88	11.9	180	12.1	142	10	83
12	10	76	10.5	89	11.9	180	14.8	201	10	84
24	10.1	72	10.5	89	11.9	180	15	209	10.9	97
36	10.1	73	10.5	90	14.6	300	15.8	230	10.9	97
72	10.9	91	11.4	104	16.7	385	16.7	273	10.9	100
96	12.5	117	13	130	17.9	440	17.3	275	12.6	128
144	15.9	188	16.2	201	21.1	580	22.9	333	15.9	203
192	15.3	169	15.8	182	22.1	615	20.5	349	15.5	184
288	18.5	252	19	265	On Request	On Request	20.7	362	18.5	271
432	14.3	155	19.8	313	On Request	On Request	21.2	379	19.8	313
864	21.7	356	27	528	On Request	On Request	On Request	On Request	27	528
912	27.2	537	27.5	562	On Request	On Request	-	-	27.2	537

[www.webro.com](http://www.webro.com)

# DAC, DDAC, MDIC



DAC

DDAC

MDIC

## DAC 2-12F

Characteristics	Properties
Type	Singlemode DAC
Standardisation	IEC 60794-1-2
Optical Fibre Standard	ITU-T G657.A
Application	Outside
Type of Tube	Loose tube, gel filled
Outer Sheath Colour	Polypropylene, Orange
Installation Temperature	-10 to 50°C
Operating Temperature	-20 to 60°C

## DDAC 2-12F

Characteristics	Properties
Type	Singlemode DAC
Standardisation	IEC 60794-3-10
Optical Fibre Standard	ITU-T G657.A1
Application	Indoor/Outdoor/Direct Burial
Type of Tube	-
Outer Sheath Colour	LSZH Black
Installation Temperature	10 to 50°C
Operating Temperature	-30 to 70°C

## MDIC 2-12F

Characteristics	Properties
Type	Singlemode MDIC LSZH
Standardisation	IEC 60794-1-2
Optical Fibre Standard	ITU-T G657.A
Application	Inside
Type of Tube	Other
Outer Sheath Colour	LSZH White
Installation Temperature	-10 to 50°C
Operating Temperature	-30 to 70°C

[www.webro.com](http://www.webro.com)

# Loose Tube Mini Cables



LTMC

LTMC 96F

Take advantage of a reduced installation time and cost, with a reduced blowing time. Available from 12 to 288 fibres.

## LTMC, Single Mode, 250µm Fibres

Fibre Count	No. Tubes	No.Fibres	Description	Diameter (mm)
12	1	12	LTMC 9/125	6
24	2	12	LTMC 9/125	6
36	3	12	LTMC 9/125	6
48	4	12	LTMC 9/125	6
72	6	12	LTMC 9/125	6
96	8	12	LTMC 9/125	6.4
144	12	12	LTMC 9/125	9.2
192	8	24	LTMC 9/125	9.3

## LTMC, Single Mode, 200µm Fibres

Fibre Count	No. Tubes	No.Fibres	Description	Overall Diameter (mm)
96	8	12	LTMC 9/125	6.2
144	12	12	LTMC 9/125	8.1
144	6	24	LTMC 9/125	7
192	8	24	LTMC 9/125	8.1
216	9	24	LTMC 9/125	8.7
288	12	24	LTMC 9/125	10.6

[www.webro.com](http://www.webro.com)

# Fibre Optic Special Cables



SFU



KeyFibre SM G657A



Corning Dual Drop

## Smooth Fibre Unit & Optical Drop Cables

### SFU-Smooth Fibre Unit G657A

Characteristics	Properties
Type	Singlemode SFU
Standardisation	IEC 60794-1-2
Optical Fibre Standard	ITU-T G657.A
Application	Inside/Outside
Outer Sheath Colour	Yellow
Installation Temperature	-5 to 50°C
Operating Temperature	-30 to 50°C

### KeyFibre 2F SM G657A

Characteristics	Properties
Type	Singlemode G657A
Standardisation	IEC 60794-3-10
Optical Fibre Standard	ITU-T G657.A
Application	Drop
Outer Sheath Colour	LSZH Black
Installation Temperature	20 to 60°C
Operating Temperature	-20 to 60°C

### Corning Dual Drop

Corning DualDrop™ cable is a two-in-one cable designed for both indoor and outdoor use. The rugged outside drop cable sheath can be removed in seconds to reveal the FRNC/LSZH drop cable inside, eliminating the need to terminate from outdoor to indoor cable.

Characteristics	Properties
Type	Singlemode
Cable Type (Outdoor)	
Cable Type (Indoor)	Simplex
Fibre Count	1
Standardisation	IEC 60794
Outer Sheath Colour	PE Black
Inner Sheath Colour	FRNC/LSZH Ivory
Strain Relief	Aramid
UV Resistant	Yes

[www.webro.com](http://www.webro.com)



# KeyFibre



KQ10 Connector



FC Patchcord




Mechanical Splice

We are KeyFibre distributors, stocking a wide range of KeyFibre products to make FTTH installation as easy, quick, and cost-effective as it can possibly be.

Our KeyFibre range of products includes cable, pigtails, mechanical splices, and fibre installation equipment. KeyFibre products can be used in FTTH systems, LAN, WAN, CATV, and data centres.

We stock the KeyFibre complete fibre installation toolkit, giving an installer everything they need to install FTTH technology quickly and easily. Much of our KeyFibre range is in stock for next-day delivery. Call our sales team on 0115 9724483 for much more information about our extensive KeyFibre range.



[www.webro.com](http://www.webro.com)

## Data & Telecom



Cat6a U/UTP

Belden 8442

CW1308 2 Pair

TZC Cable

Whatever your need for data and telecom cable, we are the experts. Whether category cables, BT or CW-type cables, or Belden equivalents, we know all there is to know about data, networking, and telecom cables.

Our range includes both solid and stranded HDBaseT-approved category cables with a variety of screening and shielding options, a wide range of Belden equivalent cable, plus telecom cable in multicore, twisted pair, and coaxial versions. We also offer an extensive selection of connectivity solutions including copper and fibre, cable management and containment.




[www.webro.com](http://www.webro.com)

# Category Cable



Cat6a U/UTP



Cat6 FTP



Cat5e LSNH

Our category cable range is available in many different types and sheath colours, including LSZH, UTP,F/UTP, and S/FTP.

All are compliant with ISO/IEC 11801 ed 2.1 (2008) Class D, TIA 568.C.2, and ISO/IEC11801 standards. They are also all available as solid conductor for horizontal cabling and stranded for patch/work area environments. Our range of category cable can also be armoured with galvanised steel wire if required.

Type	Cat5e U/UTP HDBaseT-Approved	Cat5e U/FTP	Cat6 U/UTP HDBaseT-Approved	Cat6 U/FTP	Cat6A U/FTP	Cat7 S/FTP
Inner Conductor	Plain Cu	Plain Cu	Plain Cu	Plain Cu	Plain Cu	Solid Annealed Cu
Insulation	HDPE	HDPE	HDPE	HDPE	Foam PE	Foam PE
Sheath	PVC/LSNH	PVC/LSNH	PVC/LSNH	LSNH	LSNH	LSNH
Overall Diameter (mm)	5.20	5.85	6.20	7.5	6.80	7.0-8.2
Storage/Operating Temperature (°C)	-15 to +70	-15 to +70	-15 to +80	Up to +80	-20 to +75	-20 to +75
Min. Installation Temperature (°C)	-5	-5	-5	-	0	0
DC Resistance Inner Conductor @ 20°C (Ω/km)	≤ 96.5	-	≤ 80.0	≤ 79.80	-	-
Characteristic Impedance (Ω)	100 (@ 4 to 100 MHz)	100 (@ 4 to 100 MHz)	100 (@ 4 to 100 MHz)	100 ± 15	100 ± 5 (@ 100 MHz)	100
Velocity Ratio	0.65	0.65	0.67-0.69	0.72	0.67	0.80
Packaging	100,300,500m (Reel) 305m (Box)	305m (Box)	100,300,500m (Reel) 305m (Box)	305m (Box)	100,300,500m (Reel) 305m (Box)	100,300,500m (Reel) 305m (Box)

[www.webro.com](http://www.webro.com)

# Belden Equivalent Multipair



8723



9504



9729



9842

Just like Belden cables, only better value. Our range of multipair Belden equivalent cable is manufactured to the same exacting standards as true Belden cable, but costs much less.

Number of Pairs	Conductor/Insulation	AWG Size	Pair Colours	Screened Overall	Screened Ind. Pairs	Overall Diameter (mm)	Sheath	Webro Number
2 Pair	7 X 0.25 T/Cu PE	22 AWG	Blk/Red, Grn/Wht	No	Alu/Poly	4.20	LSF	428723
2 Pair	7 X 0.25 T/Cu PE	22 AWG	Blk/Red, Grn/Wht	No	Alu/Poly	7.40	PE	428723UG
2 Pair	7 X 0.25 T/Cu PE	22 AWG	Blk/Red, Grn/Wht	No	Alu/Poly	9.40	SWA LSOH	428723SWA
1 Pair	16 X 0.25 T/Cu HDPE	18 AWG	Black/Natural	Alu/Poly	No	5.60	LSF	428760
1 Pair	7 X 0.25 T/Cu HDPE	22 AWG	Black/Natural	Alu/Poly	No	4.70	LSF	428761
1 Pair	7 X 0.30 T/Cu HDPE	20 AWG	Black/Natural	Alu/Poly	No	5.20	LSF	428762
3 Pair	7 X 0.25 T/Cu PE	22 AWG	Blk/Red, Blk/Wht, Blk/Grn	No	Alu/Poly	6.60	LSF	428777
1 Pair	7 X 0.20 T/Cu SRPVC Insulation	24 AWG	Blk/Red	Alu/Poly	No	4.10	LSF	429501
2 Pair	7 X 0.20 T/Cu SRPVC Insulation	24 AWG	Blk/Red, Blk/Wht	Alu/Poly	No	5.00	LSF	429502
3 Pair	7 X 0.20 T/Cu SRPVC Insulation	24 AWG	Blk/Red, Blk/Wht, Blk/Grn	Alu/Poly	No	5.60	LSF	429503
4 Pair	7 X 0.20 T/Cu SRPVC Insulation	24 AWG	Blk/Red, Blk/Wht, Blk/Grn, Blk/Blu	Alu/Poly	No	5.80	LSF	429504
4 Pair	7 X 0.20 T/Cu SRPVC Insulation	24 AWG	Blk/Red, Blk/Wht, Blk/Grn, Blk/Blu	Alu/Poly	No	6.70	PE	429504UG
5 Pair	7 X 0.20 T/Cu SRPVC Insulation	24 AWG	Blk/Red, Blk/Wht, Blk/Grn, Blk/Blu, Blk/Ylw	Alu/Poly	No	6.00	LSF	429505
2 Pair	7 X 0.20 T/Cu Foam PE	24 AWG	Wht/Blk, Red/Blk	No	Alu/Poly	6.80	LSF	429729
3 Pair	7 X 0.20 T/Cu Foam PE	24 AWG	Wht/Blk, Red/Blk, Grn/Blk	No	Alu/Poly	8.50	LSF	429730
2 Pair	7 X 0.20 T/Cu Polypropylene	24 AWG	Wht/Org, Org/Wht, Wht/Blu, Blu/Wht	Al Foil & T/CU Braid 90% Cover	No	8.65	LSF	429842

[www.webro.com](http://www.webro.com)

# Belden Equivalent Multicore



8442



8770



9534



9538

We stock a range of multicore Belden equivalent cable, manufactured to the same exacting standards as true Belden cable, but without the price to match. Giving the Belden functionality you expect, but at a price you can afford.

Number of Pairs	Conductor/Insulation	AWG Size	Pair Colours	Screened Overall	Screened Ind. Pairs	Overall Diameter (mm)	Sheath	Webro Number
2 Core	7 X 0.25 T/Cu PVC Insulation	22 AWG	Blk, Red	No	No	4.30	LSF	428442
1 Pair	7 X 0.25 T/Cu HDPE Insulation	22 AWG	Blk, Red	Al-Pet	No	3.60	LSF	428451
1 Pair	19 X 0.30 T/Cu PVC Insulation	16 AWG	Wht/Blk	No	No	6.95	LSF	428471
3 Core	16 X 0.25 T/Cu PE	18 AWG	Natural/Red/Black	Alu/Poly	No	6.25	LSF	428770
1 Pair	7 X 0.28 T/Cu & Bare Cu Solid PE & PE Tube Insulation	20 AWG	Natural	Al-Pet & TCu Braid	No	8.40	PVC	429207
4 Core	7 X 0.20 T/Cu SRPVC Insulation	24 AWG	Blk, Wht, Red, Grn	Alu/Poly	No	4.70	LSF	429534
8 Core	7 X 0.20 T/Cu SRPVC Insulation	24 AWG	Wht, Blk, Blu, Grn, Brn, Org, Red, Ylw	Alu/Poly	No	5.70	LSF	429538

[www.webro.com](http://www.webro.com)

# Telecom Coaxial



WA7000



TZC Cable



16 X BT3002

Type	BT3002	BT3002 8 Core	BT3002 16 Core	BT2002	BT2003	WA7000	WA8000	TZC75024
Inner Conductor	1/0.31 mm Cu	1/0.31 mm Cu	1/0.31 mm Cu	7/0.20 mm Cu	1/0.61 mm Cu	1/0.61 mm Cu	1/0.31 mm Cu	1/0.31 mm Cu
Dielectric	Solid PE	Solid PE	Solid PE	Foam PE	Solid PE	Foam PE	Foam PE	Solid PE
1st Screen	TCu Braid	TCu Braid	TCu Braid	Cu Braid	Cu Braid	Al Foil	Al Foil	TCu Braid
2nd Screen	TCu Braid	TCu Braid	TCu Braid	Cu Braid	Cu Braid	TCu Braid	TCu Braid	TCu Braid
Braid Coverage	90%	90%	90%	90%	93%	93%	95%	95%
Sheath Material	White FR PVC	White FR PVC	White FR PVC	White FR PVC	White FR PVC	LSOH	PVC/LSOH	Black FR PVC
Diameter Over Sheath (mm)	3.55	14.6	20.5	5.30	6.80	4.50	2.75	3.55
DC Resistance Inner Core (Ω/Km)	<236	<236	<236	<89	<65.90	<65.90	<236	<236
DC Resistance Outer Core (Ω/Km)	<16.60	<16.60	<16.60	<17.10	<7.80	<15	<32	<15
Capacitance (p/Fm)	67	67	67	53	67	56	62	70
Velocity Ratio	66%	66%	66%	83%	66%	82%	80%	66%
Attenuation at 5MHz (dB/100m)	<4.80	4.80	4.80	<4	<2.50	<2.60	<5.50	<4.80

[www.webro.com](http://www.webro.com)

# Telecom

## Multipair & Multicore



CW1308



CW1128

Type	CW1128	CW1198	CW1308	CW1311	CW1423
Number of Cores/Pairs	2-100 Pair	2-100 Pair	2-320 Pair	4-6 Core	2-4 Core
Inner Conductor	Bare Cu 0.50mm	Bare Cu 0.50mm	Bare Cu 0.50mm	Tinned Cu 7/0.16mm	Tinned Cu 0.50mm
Insulation	Foam PE (Petroleum Jelly Filled)	Foam PE (Petroleum Jelly Filled)	PVC	PVC	Abrasion-Resistant PVC
Sheath Material	PE	PE (Inner & Outer)	PVC (LSF & LSZH Available)	PVC	PVC
Diameter Over Sheath (mm)	7.5-22.0	12.7-29.0	3.5-39.5	2.9-4.6 (4 Core) 2.9-6.9 (6 Core)	-
DC Resistance Inner Core ( $\Omega$ /Km)	96	96	96	<96.5	98
Insulation Resistance (M $\Omega$ /Km)	1500	1500	50	50	50
Operating Voltage (V)	-	<100	50	300	300

[www.webro.com](http://www.webro.com)

# Defence Standard Cables

## A Type (Def Stan 61-12 Part 4)



7 Type Def Stan

All of our 'A' type defence standard cables are constructed using tinned copper conductors, PVC insulation, twisted cores with polyester tape, and a PVC sheath. Available in 7 or 16 conductor type.

Type	Number of Cores	Conductor	Nominal Radial Thickness of Insulation (mm)	Core Diameter (mm)	Overall Diameter
7-2-2-A Unscreened	2	7/0.2	0.3	1.15-1.25	3.1-3.6
7-2-3-A Unscreened	3	7/0.2	0.3	1.15-1.25	3.3-3.8
7-2-4-A Unscreened	4	7/0.2	0.3	1.15-1.25	3.6-4.1
7-2-6-A Unscreened	6	7/0.2	0.3	1.15-1.25	4.3-4.8
7-2-8-A Unscreened	8	7/0.2	0.3	1.15-1.25	5.3-5.8
7-2-12-A Unscreened	12	7/0.2	0.3	1.15-1.25	5.8-6.4
7-2-18-A Unscreened	18	7/0.2	0.3	1.15-1.25	7.1-7.7
7-2-25-A Unscreened	25	7/0.2	0.3	1.15-1.25	8.4-9.0
7-2-36-A Unscreened	36	7/0.2	0.3	1.15-1.25	9.5-10.1
16-2-2-A Unscreened	2	16/0.2	0.45	1.75-1.90	5.1-5.9
16-2-3-A Unscreened	3	16/0.2	0.45	1.75-1.90	5.4-6.2
16-2-4-A Unscreened	4	16/0.2	0.45	1.75-1.90	5.9-6.7
16-2-6-A Unscreened	6	16/0.2	0.45	1.75-1.90	6.9-7.7
16-2-12-A Unscreened	12	16/0.2	0.45	1.75-1.90	9.1-9.9
16-2-18-A Unscreened	18	16/0.2	0.45	1.75-1.90	10.5-11.5
16-2-25-A Unscreened	25	16/0.2	0.45	1.75-1.90	12.6-13.6

[www.webro.com](http://www.webro.com)



# Defence Standard Cables

## C Type (Def Stan 61-12 Part 4)




7 Type Def Stan

All of our 'C' type defence standard cables are constructed using tinned annealed copper conductors, PVC insulation, twisted cores with polyester tape, and a PVC sheath. Available in 7 or 16 conductor type.

Type	Number of Cores	Conductor	Nominal Radial Thickness of Insulation (mm)	Core Diameter (mm)	Overall Diameter (mm)
7-2-2-C Screened	2	7/0.2	0.3	1.15-1.25	3.6-4.1
7-2-3-C Screened	3	7/0.2	0.3	1.15-1.25	3.8-4.3
7-2-4-C Screened	4	7/0.2	0.3	1.15-1.25	4.1-4.6
7-2-6-C Screened	6	7/0.2	0.3	1.15-1.25	5.3-5.9
7-2-8-C Screened	8	7/0.2	0.3	1.15-1.25	5.7-6.3
7-2-12-C Screened	12	7/0.2	0.3	1.15-1.25	6.6-7.2
7-2-18-C Screened	18	7/0.2	0.3	1.15-1.25	7.9-8.5
7-2-20-C Screened	20	7/0.2	0.3	1.15-1.25	8.2-8.8
7-2-25-C Screened	25	7/0.2	0.3	1.15-1.25	9.2-9.8
7-2-36-C Screened	36	7/0.2	0.3	1.15-1.25	10.4-11.2
16-2-1-C Screened	1	16/0.2	0.45	1.75-1.90	3.3-3.8
16-2-2-C Screened	2	16/0.2	0.45	1.75-1.90	6.1-6.9
16-2-3-C Screened	3	16/0.2	0.45	1.75-1.90	6.4-7.2
16-2-4-C Screened	4	16/0.2	0.45	1.75-1.90	6.9-7.7
16-2-6-C Screened	6	16/0.2	0.45	1.75-1.90	7.9-8.7
16-2-12-C Screened	12	16/0.2	0.45	1.75-1.90	10.0-11.0
16-2-18-C Screened	18	16/0.2	0.45	1.75-1.90	11.5-12.5
16-2-25-C Screened	25	16/0.2	0.45	1.75-1.90	13.6-14.6

[www.webro.com](http://www.webro.com)

# Control & Automation



CY

SY

YY

Our control and automation cable range complies fully with VDE0250. Our CY and SY cables are manufactured with copper conductors in sizes 0.5mm<sup>2</sup> to 16.00mm<sup>2</sup>, with our YY cable available in sizes up to 35mm<sup>2</sup>. All are available in a range of core counts, from 2 to 12.

Type	CY	SY	YY
Inner Conductor	Plain Cu	Plain Cu	Plain Cu
Conductor Sizes (mm <sup>2</sup> )	0.50-16.00	0.50-16.00	0.50-35.00
Insulation	PVC	PVC	PVC
Screen	Tinned Cu Wire Braid	Steel Wire Braid	-
Sheath	Grey PVC	Transparent PVC	Grey PVC
Number of Cores	2-12	2-12	2-12
Overall Diameter (mm)	4.0-21.40	7.8-55.90	5.2-30.30
Operating Voltage (V)	300/500	300/500	300/500

[www.webro.com](http://www.webro.com)

# Power Cables



Our range of flex cables have been designed for use in switch control, instrumentation, relay panels of switchgear power, internal connection to rectification equipment, controllers, household appliances, lighting and starter motors. Our flex cables are available as single and multicore in 2491X, 2491B, 218\*Y, 218\*B, 318\*Y, 318\*B, and 6491X specifications.

Type	2491X	2491B	218*Y	218*B	318*Y	318*B	6491X
	H05V-K	H05Z-K	H03VV-F	H03Z1Z1-F	H05VV-F	H05Z1Z1-F	H07V-R/K
<b>Inner Conductor</b>	Plain Cu	Plain Cu	Plain Cu	Plain Cu	Plain Cu	Plain Cu	Plain Cu
<b>Conductor Sizes</b>	0.50, 0.75, & 1.00mm <sup>2</sup>	0.50, 0.75, & 1.00mm <sup>2</sup>	0.50 & 0.75mm <sup>2</sup>	0.50 & 0.75mm <sup>2</sup>	0.75,1.00, 1.50, & 2.50mm <sup>2</sup>	0.75,1.00, 1.50, & 2.50mm <sup>2</sup>	1.5, 2.5, 4.0, 6.0, and 10.0mm <sup>2</sup>
<b>Insulation</b>	PVC Insulation	LSZH Insulation	PVC Insulation	LSZH Insulation	PVC Insulation	LSZH Insulation	PVC (to BS EN 50363)
<b>Sheath</b>	PVC	LSZH	PVC	LSZH	PVC	LSZH	PVC
<b>Max DC Resistance Inner Conductor (<math>\Omega</math>/Km at 20°C)</b>	19.5-39.0	19.5-39.0	26.0-39.0	26.0-39.0	7.98-26.00	7.98-26.00	1.83-13.3
<b>Operating Voltage</b>	300/500 V	300/500 V	300/300 V	300/300 V	300/500 V	300/500 V	450/750V

[www.webro.com](http://www.webro.com)

# Solar



Websun Solar Cable

Our range of TUV approved solar cable is used extensively in photovoltaic systems for connection to solar modules and inverters.

The range includes 2.50mm<sup>2</sup>, 4.00mm<sup>2</sup>, 6.00mm<sup>2</sup>, 10.00mm<sup>2</sup>, 16.00mm<sup>2</sup> & 25.00mm<sup>2</sup> options which are all LSNH and UV stable. They are manufactured using flexible tinned copper with a halogen-free copolymer insulation and a UV stable halogen-free copolymer sheath. Our solar cable is TUV Rheinland approved.

Type	2.50mm <sup>2</sup>	4.00mm <sup>2</sup>	6.00mm <sup>2</sup>	10.00mm <sup>2</sup>	16.00mm <sup>2</sup>	25.00mm <sup>2</sup>
<b>Inner Conductor</b>	Flexible Tinned Copper	Flexible Tinned Copper	Flexible Tinned Copper	Flexible Tinned Copper	Flexible Tinned Copper	Flexible Tinned Copper
<b>Insulation</b>	LSZH Halogen Free Copolymer	LSZH Halogen Free Copolymer	LSZH Halogen Free Copolymer	LSZH Halogen Free Copolymer	LSZH Halogen Free Copolymer	LSZH Halogen Free Copolymer
<b>Sheath</b>	LSZH Halogen Free Copolymer (UV Resistant)	LSZH Halogen Free Copolymer (UV Resistant)	LSZH Halogen Free Copolymer (UV Resistant)	LSZH Halogen Free Copolymer (UV Resistant)	LSZH Halogen Free Copolymer (UV Resistant)	LSZH Halogen Free Copolymer (UV Resistant)
<b>Max DC Resistance Inner Conductor Ω/Km at 20°C</b>	8.20	5.09	3.39	1.95	1.24	0.795
<b>Max Voltage</b>	1.2kVac (1.8kVdc)	1.2kVac (1.8kVdc)	1.2kVac (1.8kVdc)	1.2kVac (1.8kVdc)	1.2kVac (1.8kVdc)	1.2kVac (1.8kVdc)

[www.webro.com](http://www.webro.com)

# Marine Cable



Marinesafe™ Category Cable

Our network of partnerships allows us to offer a diverse range of cable suitable for marine use. The cables are designed and manufactured to conform to all necessary requirements of the structured cabling standards used in marine environments, and are acceptable for installation on a vessel classed with Lloyd's Register.

Type	Cat6 S/FTP	Cat6a U/FTP	Cat6a S/FTP	Cat7 S/FTP
Inner Conductor	Solid Cu	Solid Cu	Solid Cu	Solid Cu
Insulation	Foam PE	Foam PE	Foam PE	Foam PE
Screen	Metal Foil & Tinned Cu Braid	Metal Foil	Metal Foil & Tinned Cu Braid	Metal Foil & Tinned Cu Braid
Sheath	Enhanced LSHF	Enhanced LSHF	Enhanced LSHF	Enhanced LSHF
Overall Diameter (mm)	7.2	5.6	7.2	7.2
Storage/Operating Temperature (°C)	0-75	0-75	0-75	0-75
Installation Temperature (°C)	0-50	0-50	0-50	0-50

[www.webro.com](http://www.webro.com)

# Automotive Cables



8 Core Trailer Cable



12 Core Trailer Cable

We provide an extensive selection of cable for use in road vehicles at voltages up to 100V, including battery cable that can also be used as booster cables. All with plain copper wire and PVC insulation

Core Count	Conductor Size (mm <sup>2</sup> )	Overall Diameter (mm)	Core Colours
2	0.50 (16/0.20mm)	5.40 X 3.20 (Nominal)	Black, White
5	4 Cores 0.65 (9/0.30mm) 1 Core 1.0 (32/0.20mm)	7.60 (Nominal)	0.65mm <sup>2</sup> Red, Blue, Light Green, Brown 1.00mm <sup>2</sup> White
6	5 Cores 0.65 (9/0.30mm) 1 Core 1.0 (32/0.20mm)	8.00 (Nominal)	0.65mm <sup>2</sup> Red, Brown, Light Green, Pink, Blue 1.00mm <sup>2</sup> White
7	0.50, 0.65, 1.5, 6 X 0.65 & 1 X 2, 6 X 1.0 & 1 X 2.0, 6 X 1.5 & 1 X 2.5	8.10-11.30 (Nominal)	White, Red, Yellow, Black, Brown, Blue, Green
7 (Thin Wall)	7 X 0.50, 7 X 0.65, 6 X 0.65 & 1 X 2.0, 6 X 1.5 & 1 X 2.5	6.80-9.80 (Nominal)	White, Red, Yellow, Black, Brown, Blue, Green
8	7 Cores 0.65 (9/0.30mm) 1 Core 1.5 (48/0.20mm)	10.00 (Nominal)	0.65mm <sup>2</sup> Red, Black, Pink, Yellow, Blue, Light Green, Brown 1.50mm <sup>2</sup> White
12	7 Cores 0.65 (9/0.30mm) 1 Core 1.5 (21/0.30mm) 4 Cores 2.50 (35/0.30mm)	14.30 (Nominal)	0.65mm <sup>2</sup> Red, Blue, Green, Dark Red, yellow, Black, Brown 1.50mm <sup>2</sup> White 2.50mm <sup>2</sup> Orange, Black/White*, Red/White*, Grey

[www.webro.com](http://www.webro.com)

### How to Order:

#### Phone


+44 (0) 115 972 4483

#### E-mail

sales@webro.com

#### Opening Hours

Mon-Fri 8am-5pm



### Next Day Delivery:

Next day delivery is provided as standard on most UK mainland orders. Same day delivery and timed deliveries are also available.

### No Cut-Off Point for Orders

If we can prepare, pack, and ship that same day, then we will!

Tel :+44 (0) 115 972 4483

Fax:+44 (0) 115 946 1230

[www.webro.com](http://www.webro.com)

[info@webro.com](mailto:info@webro.com)



@webrocables

Webro Cables and Connectors Ltd  
Vision House  
Meadow Brooks Business Park  
Meadow Lane  
Long Eaton  
Nottingham  
NG10 2GD

Sales of Webro products are subject to Webro's general terms and conditions of sale, a copy of which is available upon request.

Although every effort has been made to ensure the accuracy of specifications, images, and colours, products may vary due to manufacturing changes, technical improvements, or commercial factors. If critical, they should be confirmed at time of order.

No representations are to be made as to the suitability of products for any particular application. Customers must determine for themselves the purpose for which the product is to be used.

Information in this catalogue is for guidance only, and does not necessarily show stock availability. All content is subject to change without notice. No part of this publication should be reproduced or replicated in any form without the express written permission from Webro Cables & Connectors Ltd.

Issue: V5 05/17