

your
WORKSPACE

Storage Wall Standard Sizing

2023





The standard sizes shown in this guide are just that, standard.

Whatever size lockers you require we can help! As a proud British manufacture, we can make bespoke lockers to suit your individual needs in a huge range of sizes. You can either send us the dimensions you require, or simply let us know what space you have and your storage requirements and we'll do the rest.

Specification

Carcass, Shelves and Décor Panels

- Solid carcasses with 18mm MFC back – allowing for rigid units
- All shelves are 25mm
- Décor End Panels as an optional extra

Locks

Three-point Espagnolette locking system (latches top, middle and bottom). Lock and turn knob in matt-brushed nickel finish with integral removable barrel lock cylinder. Each lock is supplied with two keys. 'Flush' style locks are available as an alternative. All locks are under a master series and can also be suited to order.

To minimise the chances of keys breaking in the lock barrel all our keys are hinged. Each lock comes with 2 keys.

Assembly

Our Storage Wall range is assembled prior to delivery (unless otherwise requested), this allows them to be easily positioned and levelled. Only shelves and accessories need to be fitted when units are in place. Should you ever need to re-locate the storage wall units you will find that they are modular and fully relocate-able

Finishes

Extensive range of finishes including wood, colour, gloss laminates and veneers

Internal Fittings

We offer our clients a wide range of internal fittings to suit every business need. Standard shelving, filing frames, drawers, hanging rails are just some of the things we can incorporate within your Storage Wall unit.



Modules

Our standard Storage Wall modules have been designed to cater to every workplace storage need. Choose the modules you want to include in your design and create your very own bespoke Storage Wall masterpiece.



A



B



C



D



E



F



G



H



I



2400mm Height

Please note that all cupboards are supplied with 100mm plinths and flat top panels as standard. End panels are to be ordered separately if required. Special sizes upon



A



B



C



D



E



F



G



H



I

500mm Depth	End Panel	Code	A	B	C	D	E	F	G	H	I
400W	2400 high x 500 deep x 18mm thick	SW240405	X	✓	X	✓	✓	X	✓	X	X
500W		SW240505	X	✓	X	✓	✓	✓	✓	X	X
600W		SW240605	X	✓	X	✓	✓	✓	✓	X	X
800W		SW240805	✓	X	✓	X	✓	✓	X	✓	✓
1000W		SW241005	✓	X	✓	X	✓	✓	X	✓	✓
1200W		SW241205	✓	X	✓	X	✓	✓	X	✓	✓

600mm Depth	Code	A	B	C	D	E	F	G	H	I
400W	SW240406	X	✓	X	✓	✓	X	X	X	X
500W	SW240506	X	✓	X	✓	✓	✓	X	X	X
600W	SW240606	X	✓	X	✓	✓	✓	X	X	X
800W	SW240806	✓	X	✓	X	✓	✓	X	X	X
1000W	SW241006	✓	X	✓	X	✓	✓	X	X	X
1200W	SW241206	✓	X	✓	X	✓	✓	X	X	X

2200mm Height



A



B



C



D



E



F



G



H



I

500mm Depth

Code

Width	Code	A	B	C	D	E	F	G	H	I
400W	SW220405	X	✓	X	✓	✓	X	✓	X	X
500W	SW220505	X	✓	X	✓	✓	✓	✓	X	X
600W	SW220605	X	✓	X	✓	✓	✓	✓	X	X
800W	SW220805	✓	X	✓	X	✓	✓	X	✓	✓
1000W	SW221005	✓	X	✓	X	✓	✓	X	✓	✓
1200W	SW221205	✓	X	✓	X	✓	✓	X	✓	✓

600mm Depth

Width	Code	A	B	C	D	E	F	G	H	I
400W	SW220406	X	✓	X	✓	✓	X	X	X	X
500W	SW220506	X	✓	X	✓	✓	✓	X	X	X
600W	SW220606	X	✓	X	✓	✓	✓	X	X	X
800W	SW220806	✓	X	✓	X	✓	✓	X	X	X
1000W	SW221006	✓	X	✓	X	✓	✓	X	X	X
1200W	SW221206	✓	X	✓	X	✓	✓	X	X	X

2000mm Height



A



B



C



D



E



F



G



H



I

500mm Depth

Code

Width	Code	A	B	C	D	E	F	G	H	I
400W	SW200405	X	✓	X	✓	✓	X	✓	X	X
500W	SW200505	X	✓	X	✓	✓	✓	✓	X	X
600W	SW200605	X	✓	X	✓	✓	✓	✓	X	X
800W	SW200805	✓	X	✓	X	✓	✓	X	✓	✓
1000W	SW201005	✓	X	✓	X	✓	✓	X	✓	✓
1200W	SW201205	✓	X	✓	X	✓	✓	X	✓	✓

600mm Depth

Width	Code	A	B	C	D	E	F	G	H	I
400W	SW200406	X	✓	X	✓	✓	X	X	X	X
500W	SW200506	X	✓	X	✓	✓	✓	X	X	X
600W	SW200606	X	✓	X	✓	✓	✓	X	X	X
800W	SW200806	✓	X	✓	X	✓	✓	X	X	X
1000W	SW201006	✓	X	✓	X	✓	✓	X	X	X
1200W	SW201206	✓	X	✓	X	✓	✓	X	X	X

1800mm Height



A



B



C



D



E



F



G



H



I

500mm Depth

Code

Width	Code	A	B	C	D	E	F	G	H	I
400W	SW180405	X	✓	X	✓	✓	X	✓	X	X
500W	SW180505	X	✓	X	✓	✓	✓	✓	X	X
600W	SW180605	X	✓	X	✓	✓	✓	✓	X	X
800W	SW180805	✓	X	✓	X	✓	✓	X	✓	✓
1000W	SW181005	✓	X	✓	X	✓	✓	X	✓	✓
1200W	SW181205	✓	X	✓	X	✓	✓	X	✓	✓

600mm Depth

Width	Code	A	B	C	D	E	F	G	H	I
400W	SW180406	X	✓	X	✓	✓	X	X	X	X
500W	SW180506	X	✓	X	✓	✓	✓	X	X	X
600W	SW180606	X	✓	X	✓	✓	✓	X	X	X
800W	SW180806	✓	X	✓	X	✓	✓	X	X	X
1000W	SW181006	✓	X	✓	X	✓	✓	X	X	X
1200W	SW181206	✓	X	✓	X	✓	✓	X	X	X

1600mm Height



A



B



C



D



E



F



G



H



I

500mm Depth

Code

400W	SW160405	X	✓	X	✓	✓	X	✓	X	✓	X	X
500W	SW160505	X	✓	X	✓	✓	✓	✓	✓	X	X	X
600W	SW160605	X	✓	X	✓	✓	✓	✓	✓	X	X	X
800W	SW160805	✓	X	✓	X	✓	✓	X	✓	✓	✓	✓
1000W	SW161005	✓	X	✓	X	✓	✓	X	✓	✓	✓	✓
1200W	SW161205	✓	X	✓	X	✓	✓	X	✓	✓	✓	✓

600mm Depth

400W	SW160406	X	✓	X	✓	✓	X	X	X	X	X	X
500W	SW160506	X	✓	X	✓	✓	✓	X	X	X	X	X
600W	SW160606	X	✓	X	✓	✓	✓	X	X	X	X	X
800W	SW160806	✓	X	✓	X	✓	✓	X	X	X	X	X
1000W	SW161006	✓	X	✓	X	✓	✓	X	X	X	X	X
1200W	SW161206	✓	X	✓	X	✓	✓	X	X	X	X	X

1400mm Height



A



B



C



D



E



F



G



H



I

500mm Depth

Code

400W	SW140405	X	✓	X	X	✓	X	X	X	X
500W	SW140505	X	✓	X	X	✓	X	X	X	X
600W	SW140605	X	✓	X	X	✓	X	X	X	X
800W	SW140805	✓	X	X	X	✓	X	X	X	X
1000W	SW141005	✓	X	X	X	✓	X	X	X	X
1200W	SW141205	✓	X	X	X	✓	X	X	X	X

600mm Depth

400W	SW140406	X	✓	X	X	✓	X	X	X	X
500W	SW140506	X	✓	X	X	✓	X	X	X	X
600W	SW140606	X	✓	X	X	✓	X	X	X	X
800W	SW140806	✓	X	X	X	✓	X	X	X	X
1000W	SW141006	✓	X	X	X	✓	X	X	X	X
1200W	SW141206	✓	X	X	X	✓	X	X	X	X

1100mm Height



A



B



C



D



E



F



G



H



I

500mm Depth

Code

400W	SW110405	X	✓	X	X	✓	X	X	X	X
500W	SW110505	X	✓	X	X	✓	X	X	X	X
600W	SW110605	X	✓	X	X	✓	X	X	X	X
800W	SW110805	✓	X	X	X	✓	X	X	X	X
1000W	SW111005	✓	X	X	X	✓	X	X	X	X
1200W	SW111205	✓	X	X	X	✓	X	X	X	X

1000mm Height



A



B



C



D



E



F



G



H



I

500mm Depth

Code

400W	SW110405	X	✓	X	X	✓	X	X	X	X
500W	SW110505	X	✓	X	X	✓	X	X	X	X
600W	SW110605	X	✓	X	X	✓	X	X	X	X
800W	SW110805	✓	X	X	X	✓	X	X	X	X
1000W	SW111005	✓	X	X	X	✓	X	X	X	X
1200W	SW111205	✓	X	X	X	✓	X	X	X	X

740mm Height



A



B



C



D



E



F



G



H



I

500mm Depth

Code

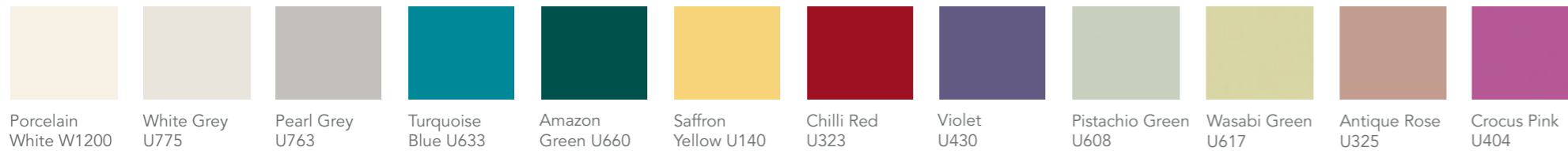
400W	SW110405	X	✓	X	X	✓	X	X	X	X
500W	SW110505	X	✓	X	X	✓	X	X	X	X
600W	SW110605	X	✓	X	X	✓	X	X	X	X
800W	SW110805	✓	X	X	X	✓	X	X	X	X
1000W	SW111005	✓	X	X	X	✓	X	X	X	X
1200W	SW111205	✓	X	X	X	✓	X	X	X	X

Finishes


Our extensive range of finishes include wood, colour, gloss, and matt, and even anti-bacterial finishes for added surface protection. Motivate and inspire the workforce with an unlimited range of stunning vinyl graphics, or choose from our range of textures to get the look and feel you want.

With Storage Wall, the design possibilities are endless!


Unis and White



Wood Reproductions



Material Reproductions



additional finishes available



Features

Media Wall

Designed for use in boardrooms, conference rooms, training spaces and breakout areas, Media Wall is the most stylish way to incorporate technology into a workspace's interior design. Our customisable storage units can seamlessly intergrate TV units, speakers and a whole range of other audio/visual equipment.



Teaching Wall

Enhance your teaching space through our innovative storage solution, Teaching Wall, designed specifically for the educational sector.

Our Teaching Wall solutions offer the ultimate storage solution for a classroom, staff room or lecture hall, providing maximum space optimisation in a range of stunning designs.



Work Wall

Work Wall combines traditional storage facilities such as lockers, cupboards and draws with a unique workspace that offers flexibility.

Choose from a wide range of desks and chairs to enhance your Work Wall experience and create an environment that promotes productivity and inspire your best work.



Accessories

Every workspace is unique, which is why it is important to be able to customise your unit to include the accessories you need to make sure your Storage Wall system works for you.



1 Adjustable shelves

2 Shallow pull out drawer

3 Deep pull out drawer

4 Pull out filing frame

5 Fixed lateral rails

6 Fixed hanging rail



Your Vision

At Your Workspace we will work with you to realise your vision. We offer our clients an end-to-end solution, with a single point of contact. With decades of experience in furniture design, manufacturing and installation, we are confident that we can create the right storage solution for your needs.

Having a factory based in the UK allows us a degree of control over production that most other British manufacturers lack. Our strong partnerships with the best global suppliers mean we have the best range of locking options on the market, and access to a huge range of quality materials. We're also able to produce matching office furniture and storage products.

Ready to upgrade your workspace?

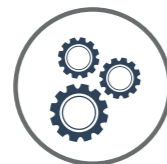
We can help.



concept



design



manufacture



delivery &
installation

Contact us

Head Office

🏠 Mill Lane, Fullbridge
Maldon, Essex
CM9 4NX
United Kingdom

☎ +44 (0)1621 855 053

✉ marketing@yourworkspace.com

🌐 www.yourworkspace.com

Showroom

🏠 Ground Floor
11-12 Great Sutton Street
Clerkenwell
EC1V 0BX
United Kingdom

your
WORKSPACE