

OmniCarePLUS

OmniCarePLUS

Multi-Exchange EVC

OmniCarePLUS is made up of multiple BS5839-9:2021 compliant 'local' systems which are connected to form a network.

Communicate with any outstation on any part of the network from a single 'point' using graphical touch screen(s).

OmniCarePLUS is ideal for site wide control of campus installations, each building containing a complete and compliant EVC system, with overall network control for non-emergency situations.

ABOUT OmniCarePLUS:

Site-wide system control is carried out by the use of a graphic layout on a touch screen PC. The graphic on the screen is multi-layer - providing the user with an easy-to-use, and instantly recognisable interface for the system.

OmniCarePLUS is not limited to a single touch screen control point - additional points can be added to the system, enabling placement in alternative control or security rooms. These will be slaves/mimic panels - unless full control is transferred to the panel due to compromise of the master control point or if required by the user(s).

For 'local network' control (i.e. control of the outstations on a single floor/area/building block) specially designed OmniCare panels are employed. Up to 64 outstations can be connected to a local network control panel. Each local network control panel is able to communicate with the outstations connected to that unit.

The system is compatible with all of the outstations available in the OmniCare range. These can be connected in any combination to each local network control panel.

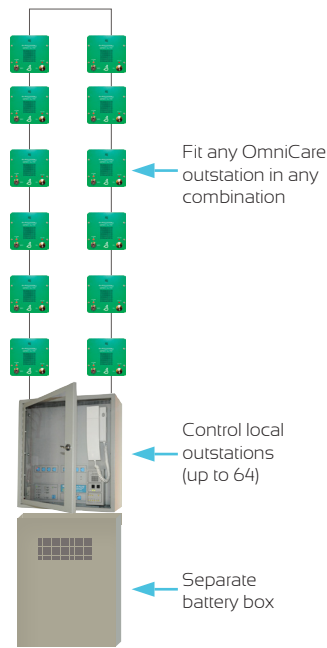
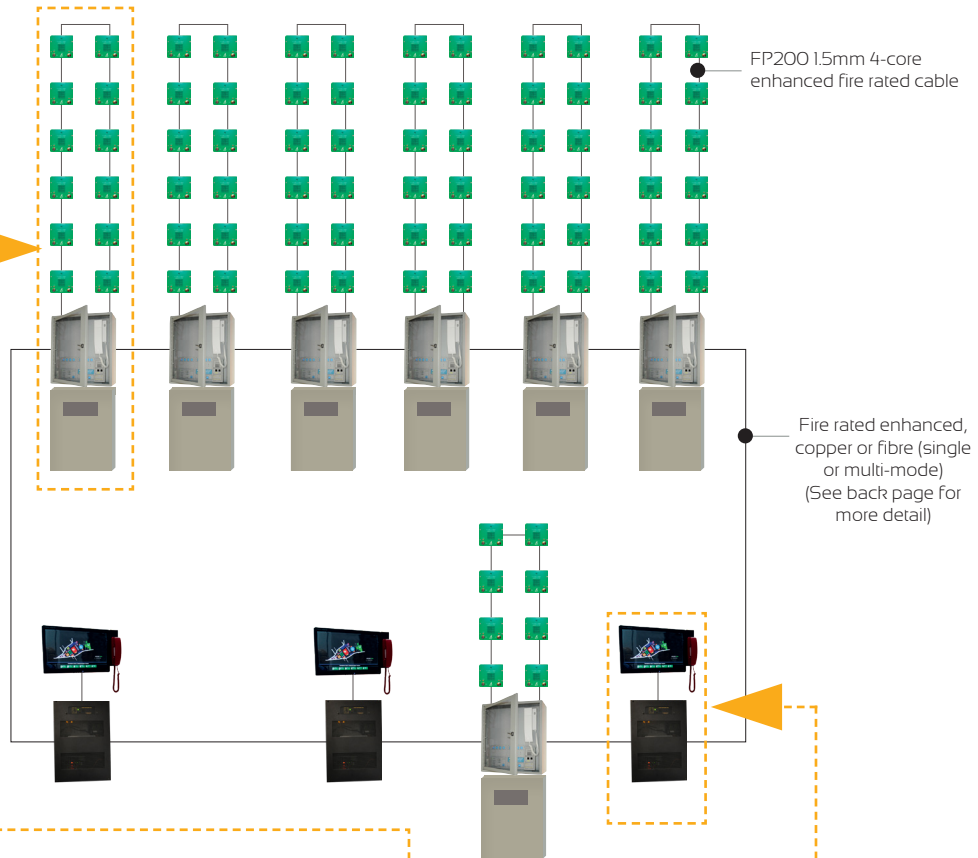
Outstations available:

- Type A - Fire telephones.
- Type A - Steward telephones.
- Type B - Disabled refuge - Standard & Advance types.
- Type C - Combined disabled refuge/fire telephone.
- Emergency assistance alarms.

FEATURES & BENEFITS:

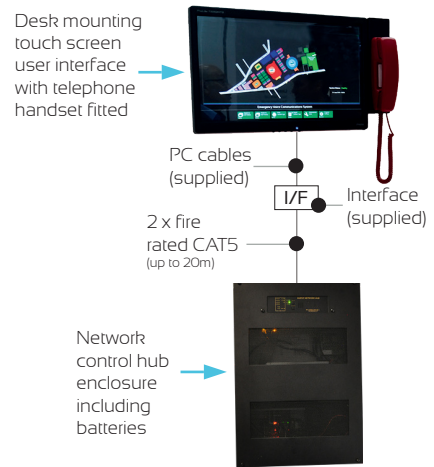
- Ability to connect up to 32 local network control points, each with 64 outstations - making it possible to connect up to 2,048 remotes.
- Compatible with the entire range of OmniCare outstations.
- Choice of copper and fibre (single or multi-mode) networking.
- Site-wide, multi-layer graphical touch screen control:
 - Graphical view of the location of the active outstation
 - Ability for multiple touch screen control locations, with optional mimicking of status and faults.
 - Automatic incoming call queuing, with indication of number of waiting calls.
 - Incoming call logging and audio recording ability.
 - Optional pin number based access.
 - Activity reporting including faults detected, with date and time stamp.
 - 'All call' announcement facility (will be heard at all fire telephones, steward telephones and occupied disabled refuge points).
- All site wiring fully monitored for faults and any faults will be reported and recorded in a time and date stamped log.
- The network is fault tolerant so that the system will continue to operate in the presence of a single fault.
- Calls can be accepted locally at OmniCare panels.
- Conference call facility - initiated either via a touch screen or control panel to communicate with the fire & steward telephones connected to a single control panel.

Sample System Layout & Control:



Local Network Control Panel

- Local control - communicate with outstations directly connected to the panel.
- Up to 64 outstations, in any combination, per location.
- Communicate with outstations directly terminated to the control point. Including:
 - 'All call' - page to connected fire/steward telephones and occupied refuge points.
 - Conference call with connected fire/steward telephones and occupied refuge points.
- BS5839-9:2021 compliant.



Site-Wide Control Point

- Site-wide control - communicate with any of the outstations on the entire network; The graphics includes data from all control panels on the system.
- Provides time and date stamp activity logs.
- Multiple site-wide control points possible (use of one temporarily disables others on the network - a requirement of BS5839-9:2021).
- An 'all call' ability - page all fire/steward telephones and occupied disabled refuge points
- Conference call with fire/steward telephones and occupied disabled refuge points connected to a selected Local Network Control Panel.

Touch screen, Site-wide Control

FEATURES:

- Touch screen control graphical user interface (GUI) available with monitor-mounted handset (BVOCTSPCM) or desk-mount handset (BVOCTSPCD).
- Straight-forward, site wide control of all outstations on the OmniCarePLUS network.
- Enables two-way voice communication to any activated remote with the ability for occupied remotes to be reset.
- When an outstation is activated, the topographical location of the outstation is indicated at the touch screen control panel.
- Incoming calls from outstations are queued in incoming call order and calls from outstations are recorded.
- Connect multiple touch screens to the network with the ability to easily switch control.
- The touch screen GUI connects to the digital network via a wall mounted Network Control Hub (pictured right). The control hub enclosure houses:

- A digital signal processor (DSP) audio matrix to allow for communication to the digital network.
- Back up batteries maintain network integrity in the event of a mains power failure - 24 hours quiescent and three hours at full operation.
- Network control cards can be configured from the matrix's control cards using appropriate software.

SYSTEM INFORMATION:

- Each power output is protected by a re-settable fuse rated at 2.5A.
- Fully monitored network (including all outstations on the addressable loop) with any faults recorded in a time and date stamped log.
- 1080P display resolution touch screen GUI.
- Product codes BVOCTSPCM/D include touch screen, control hub & batteries.
- Local Network Control panels must be installed in BS5839-9 compliant locations for use in emergency situations..

HD touch screen control with mounted handset



Network Control Hub

Multiple touch screen control points possible on a single system network

Local Network Control

FEATURES:

- Modular local network control panel with battery back up, available in options from 8-way up to 64-way.
- Each panel is fitted with:
 - DSP routing control
 - Power supply charger
 - Network card
- Lockable enclosure.
- Wall surface or flush mountable.
- Monitors status of all remotes on addressable loops.
- Status display indicating state of the system.
- BS5839-9:2021 compliant stand-alone control panel.
- Battery back up in the event of a power failure.
- Ability to label individual buttons to identify location of remote device.
- Ability to connect 64 outstations to each panel (can fit up to 32 panels to the digital network).

- Copper or fibre loop configuration minimises cabling.
 - Fibre network connection operates over distances up to 4KM for single mode and 3KM for multi-mode
 - Copper network connection operates over distances up to 300m apart
- Grey or stainless steel finish.

GENERAL:

- Incoming call logging and audio recording via touch screen control locations.
- Outstations can be any combination of units available in the OmniCare range - disabled refuge, fire telephones, steward telephones, toilet alarms or the combined disabled refuge/fire telephone.
- Calls can be accepted locally at OmniCare panels.
- The system uses local area control panels (up to 64 outstations per panel), with overall, site-wide, control via means of computer-driven touch screen(s) and control hub (see above).

OmniCarePLUS panel (8-way option pictured)



Battery box enclosure (batteries included with each order).

Specifications & Cabling

Enclosure Details	Product Code	Finish	Dimensions W x H x D (mm)		Knockouts		Weight (kg)
			Enclosure	Bezel Cut Out	Diam.	Quantity Location	
Network control hub	BVOCTSHUB	Black RAL 9005	500 x 725 x 200	n/a	20 9.5	16 top 2 top & 2 bottom	20.5
Local control panel 8-way	BVOCTSC08	Grey RAL 7038 or Brushed stainless steel	410 x 455 x 200	420 x 465	20	9 top & 12 rear	27.08
Local control panel 16-way	BVOCTSC16						28.05
Local control panel 32-way	BVOCTSC32						29.05
Local control panel 48-way	BVOCTSC48						30.05
Local control panel 64-way	BVOCTSC64						31.05
Local control battery box 1	BVOBATT*	Grey RAL 7038	410 x 290 x 200	n/a	20	3 top & 2 rear	6.4
Local control battery box 2	BVOBATT2*		410 x 600 x 200			2 top	13.5

* Alternative sized battery boxes may be required.

Cabling & Networking

- All control points (site-wide and local network) are wired in a loop configuration to minimise cabling.
- The loop can be either copper, fibre or a combination of copper and fibre.
- Fibre network cabling (ST connectors required):
 - Fire rated enhanced - two cores required.
 - Multi-mode fibre types & distances: OM1 (62.5/125) - 3km, OM2 (50/125) - 2km or OM3 (50/125) - 2km.
 - Single-mode fibre types & distances: OS1 (9/125) - 4km, or OS2 (9/125) - 4km.
- Copper network cabling:
 - Fire rated enhanced (FP200 cable recommended).
 - 1.5mm, four-core - up to 300m distances.
- Each MCP and LCP will require the appropriate network cards and modules and will be included within our system design.

Outstation cabling:

- Outstations are installed on copper loops (4-core enhanced fire rated, e.g. FP200) with a maximum distance of 200m between them (for longer distances repeater units can be fitted).



BALDWIN BOXALL
LEADING THE WAY TO SAFETY

Baldwin Boxall Communications Ltd
Wealden Industrial Estate, Farningham Road,
Crowborough, East Sussex, TN6 2JR, United Kingdom

T: +44 (0) 1892 664422
E: hello@baldwinboxall.co.uk
W: www.baldwinboxall.co.uk