



**ACCESS CONTROL &
INTEGRATION OF SECURITY SOLUTIONS**

GENERAL FEATURES

📦 NETWORK ADAPTOR INCLUDED

There is no need to add an network adaptor to the controller. All DORLET controllers have the TCP-IP network adaptor integrated on the board. The connection of the controller to the network is monitored constantly and in case of any disruption, it will be notified.

📦 POWER SUPPLY or PoE+ INCLUDED

All controllers comes with its own power supply that provides power supply to the controller, readers, electric strikes and alarm sensors. The power supply is monitored by the controller and provides different electric parameters (230v power failure, output power failure, etc...). Our controllers can also be equipped with PoE+.

📦 BOX CASING INCLUDED

All controllers come inside a box unless it is ordered in a different casing for other uses. This box is made to contain the controller, the power adaptor, and UPS battery in one unique place unreachable by general public and protected against undesired manipulation by the box's tamper. This tamper sensor triggers an alarm in case the box is opened.

📦 UPS BATTERY

To avoid power cuts to the service, all controllers are ready to work with a UPS battery that is contained inside the controller's box. The charge level and other parameters of this battery are monitored by the controller and in case of any problem it will be shown on the software (low voltage level, battery failure, etc...). The battery comes by default mounted on G3 controller and is optional for G3 models.

📦 INPUTS/OUTPUTS

Inputs and outputs integrated directly on the controller's board and fully integrated within the hardware and software.

Inputs are supervised , for security purposes, that allows to monitor the state of the sensors (short-circuit, open-circuit, etc) avoiding to have a sensor incorrectly installed and protecting it against intentional manipulations.

Outputs are free voltage relays that can be used for general purposes, automatic actuations or control over third party devices.

📦 INFORMATION PROCESSING

Each DORLET controller has its own CPU that process all data information. This allows the controller/s to still work locally in case of network failure without depending on a server or any other processing unit.

📦 DATA STORAGE

All data for the operation of the controller is stored locally and synchronized online with the server instead of querying the server each time the controller needs information. This allows the controller to process the information faster and decrease the network traffic.

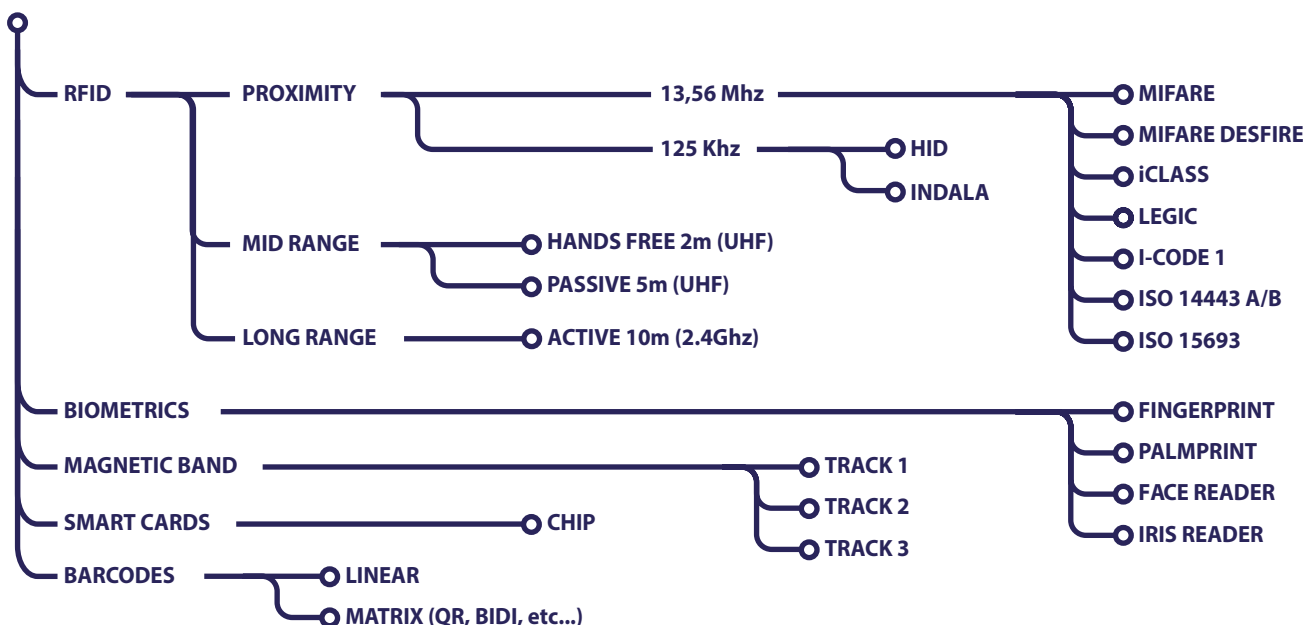
In case of network failure all the information required for the normal operation of the controller is stored internally, so the controller can work offline. Once the network is restored, the information generated during the network cut will be downloaded to the server.

📦 DATA RETENTION

All controllers have a lithium battery welded on the board that retains the information stored on the controller's RAM memory for at least 1 month when there is no power from the public grid or the UPS battery.

📦 READERS TECHNOLOGY

DORLET controllers are ready to work with many different reading technologies using standard protocols Wiegand, Clock and Data, RS-232, etc...



“Full IP and decentralized access control panels”

☞ COMPLETELY DECENTRALIZED

The controller doesn't depend on a central panel or any other device to work and therefore in case of malfunction of one controller it doesn't affect others.

☞ DISTRIBUTED ARCHITECTURE

You can install each controller wherever is more convenient and not to worry about BUS cable distances.

☞ PoE+

The controllers and all devices connected to it (locks, sensors, readers, etc...) can be powered from PoE+ (25.5w)

☞ EXISTING OR DEDICATED NETWORKS

The connection of the controllers can be made on a dedicated network or using an existing IP network.

☞ NETWORK FLEXIBILITY

IP networks can be made using Ethernet, Fiber, Wifi, etc... adopting the best option for each project's needs.

☞ ADVANCE FEATURES

A full IP controller allows extended features such as Intercom and Video-Intercom, takes snapshots of the person when accessing, etc.

☞ DATA ENCRYPTION

The data sent, between the controllers and the server/workstation, over the IP network is encrypted using Advance Encryption Standard (AES 128).

☞ FAST DATA TRANSFER

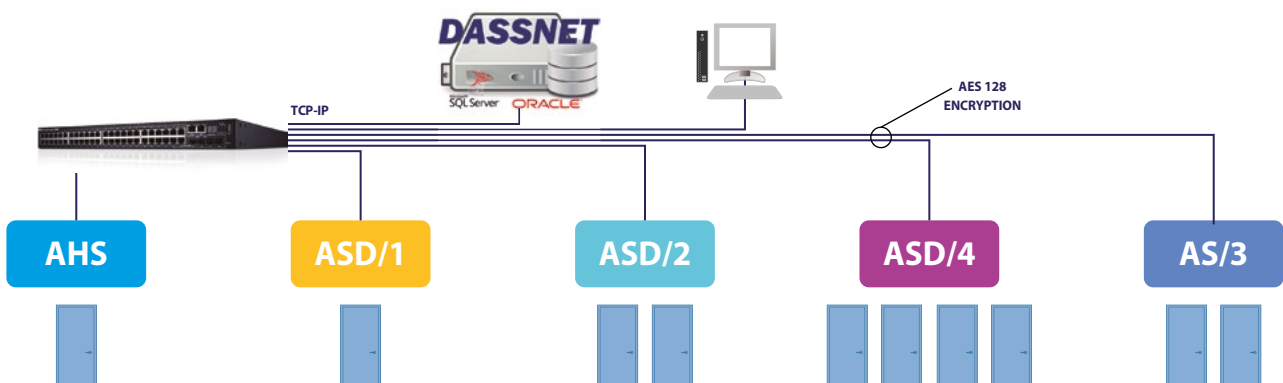
IP networks can reach up to 100 Mbps while BUS communication (RS-485) can reach up to 1 Mbps @100m.

☞ EASY INSTALLATION AND LOW INSTALLATION COSTS

The well known IP networks makes the installation easy and affordable for any installer/integrator even with limited knowledge in access control.

☞ EASY MAINTENANCE AND LOW MAINTENANCE COSTS

IP networks makes the maintenance eassier and less costly than BUS.



“Wide range of controllers to fit in any architecture”

	CARDS CAPACITY	READERS	DOORS INPUTS	LOCK OUTPUTS	ALARM INPUTS	ALARM OUTPUTS	AUDIO-INTERCOM	VIDEO-INTERCOM	ATTENDANCE	NETWORK	POWER SUPPLY	ENCLOSURE	UPS BATTERY	TAMPERS
	ACCESS CONTROL			ALARM PANEL		INTERCOM		ATT	GENERAL SPECS					
AHS														
14225000 AHS	1.000	x1	x3 (D)	x1 (D)	x4 (D)	x2 (D)	-	-	YES	TCP/IP	230v	BOX	Optional	Lid
14472000 AHS - PoE	1.000	x1	x3 (D)	x1 (D)	x4 (D)	x2 (D)	-	-	YES	TCP/IP	PoE	BOX	-	Lid
ASD/1														
14796000 ASD/1	100.000	x1	x3 (D)	x1 (D)	x4 (4D/1A)	x3 (D)	-	-	YES	TCP/IP	230v	BOX	Optional	Lid
14796500 ASD/1 - PoE+	100.000	x1	x3 (D)	x1 (D)	x4 (4D/1A)	x3 (D)	-	-	YES	TCP/IP	PoE+	BOX	-	Lid
14797000 ASD/1- G3	100.000	x1	x3 (D)	x1 (D)	x4 (4D/1A)	x3 (D)	-	-	YES	TCP/IP	230v G3	BOX	Included	Lid & Box
ASD/2														
14798000 ASD/2	100.000	x2	x8 (D)	x2 (D)	x8 (8D/2A)	x8 (D)	-	-	YES	TCP/IP	230v	BOX	Optional	Lid
14798500 ASD/2 - PoE+	100.000	x2	x8 (D)	x2 (D)	x8 (8D/2A)	x8 (D)	-	-	YES	TCP/IP	PoE+	BOX	-	Lid
14799000 ASD/2 - G3	100.000	x2	x8 (D)	x2 (D)	x8 (8D/2A)	x8 (D)	-	-	YES	TCP/IP	230v G3	BOX	Included	Lid & Box
ASD/4														
14799100 ASD/4	100.000	x4	x16(D)	x4 (D)	x8 (8D/2A)	x8 (D)	-	-	YES	TCP/IP	230v	BOX	Optional	Lid
14799200 ASD/4 - PoE+	100.000	x4	x16 (D)	x4 (D)	x8 (8D/2A)	x8 (D)	-	-	YES	TCP/IP	PoE+	BOX	-	Lid
14799300 ASD/4 - G3	100.000	x4	x16 (D)	x4 (D)	x8 (8D/2A)	x8 (D)	-	-	YES	TCP/IP	230v G3	BOX	Included	Lid & Box
AS/3														
14418000 AS/3 IP	96.500	x2	x6 (D)	x2(D)	16 (16D/8A)	x6 (D)	-	-	YES	TCP/IP	230v	BOX	Optional	Lid
14309000 AS/3 IP-V	96.500	x2	x6 (D)	x2(D)	16 (16D/8A)	x6 (D)	YES	-	YES	TCP/IP	230v	BOX	Optional	Lid
14310000 AS/3 IP-I	96.500	x2	x6 (D)	x2(D)	16 (16D/8A)	x6 (D)	YES	YES	YES	TCP/IP	230v	BOX	Optional	Lid
10029000 AS/3 IP-RACK	96.500	x2	x6 (D)	x2(D)	16 (16D/8A)	x6 (D)	-	-	YES	TCP/IP	230v	RACK	-	-

Lock output: Dry contact, 12Vdc, 24Vdc, (NO/NC)

Door inputs: -Exit push button input
-Magnetic contact input
-Inhibit reading input
-Dropbox, tamper

D=Digital
A=Analog
(8D/2A)=8 digital inputs, 2 of them can be configured as analog inputs

“Can be used to control any type of equipment and situation”

DOORS

- Electric strikes
- Magnetic locks
- Electronic bolt



TURNSTILES

- Flap gates
- Tripods
- Flood gates



BARRIERS

- Sliding gates
- Bollards
- Road blockers



AHS



Part code	Name	Remarks
14225000	Controller AHS	Box
14472000	Controller AHS-PoE	Box. Power Over Ethernet (PoE)

READERS & DOORS

Readers:	1
DOORS (doors, turnstiles, barriers, etc.):	1

STANDARD CAPACITIES

Cards:	1.000
Transactions buffer:	800

ALARMS INPUTS/OUTPUTS

Digital inputs:	4
Digital outputs:	2
Analog inputs:	-
Analog outputs:	-

DOOR INPUTS/OUTPUTS

Door lock outputs:	1
Exit button inputs:	1
Door status inputs:	1
Reader inhibition inputs:	1

TAMPERS

Lid opening tamper	YES
Box removal tamper	-

COMMUNICATIONS


Network	TCP/IP
RS-232	1

POWER

Power supply	-230v in LAN model -PoE in Poe model
UPS battery	Optional

PROCESSOR

Processor	32 Mhz 16bits
-----------	---------------

 AHS is a security controller ideal for projects with small requirements or low number of cards (up to 1000)

 AHS controller features:

-Access Control

Complete Access Control solution with the following advanced features:

-Stand-alone mode (DOC)

AHS controller is designed to work even offline using the cards as a data carrier. This feature allows the controller to be used in remote places without data network.

-Biometric on card

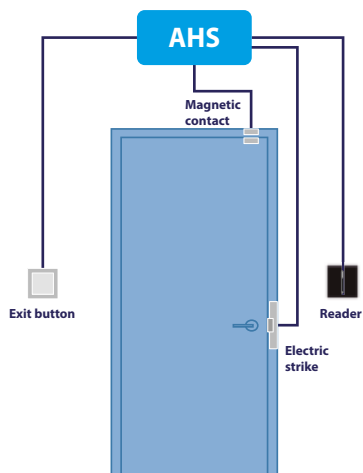
AHS supports the storage of the biometric data inside the cards. This solution allows unlimited biometric and extra privacy security, as the biometric information is in possession of the owner and not on a reader.


-Attendance Control

AHS controller allows to use the same reader for access and attendance control at the same time. It can also be used for only attendance.

-Automation Control

AHS can controll other devices using its internal relay outputs as an action for other events. Example: sound alarm (output 1) when a sensor is active (input 2)



ASD/1


Part code	Name	Remarks
14796000	Controller ASD/1	Box
14796500	Controller ASD/1 - PoE	Box. Power Over Ethernet + (25.5w)
14797000	Controller ASD/1 - G3	Box. Certification EN 50131 Grade 3

READERS & DOORS

Readers:	1
DOORS (doors, turnstiles, barriers, etc.):	1

STANDARD CAPACITIES

Cards:	100.000
Transactions buffer:	10.000

ALARMS INPUTS/OUTPUTS

Supervised digital inputs:	4
Digital outputs:	3
Analog inputs:	1
Analog outputs:	-

DOOR INPUTS/OUTPUTS

Door lock outputs:	1
Exit button inputs:	1
Door status inputs:	1
Reader inhibition inputs:	1

TAMPERS

Lid opening tamper	YES
Box removal tamper	in G3

COMMUNICATIONS

Network	TCP/IP
RS-232	1

POWER

Power supply	230v
Power supply PoE+	PoE+ (25.5w)
Power supply G3	230v G3
UPS battery	-Optional -No in PoE+ -Included in G3

PROCESSOR

Processor	96Mhz 32bits
-----------	--------------

ASD/1 is a high-end security controller with extra functionalities, ideal for those projects where a high level of security is required. This controller is ideal when there is 1 unique door to be controlled.

ASD/1 controller features:

-Access Control

Complete Access Control solution with the following advanced features:

-Elevators management

ASD/1 can manage the operation of elevators.

-Visitors Dropbox (expired cards recovery)

ASD/1 has implemented the recovery of visitors cards using collection dropbox readers. Expired cards will be recovered while non expired cards won't.

-Stand-alone mode (DOC)

ASD/1 controller is designed to work even offline using the cards as a data carrier. This feature allows the controller to be used in remote places without data network.

-Cards synchronization

ASD/1 controller can be used as a synchronization point for downloading and updating the information contained inside the cards used in DOC devices.

-Biometric on card

ASD/1 supports the storage of the biometric data inside the cards. This solution allows unlimited biometric and extra privacy security, as the biometric information is in possession of the owner and not on a reader.

-Attendance Control

ASD/1 controller allows to use the same reader for access and attendance control at the same time. It can also be used for only attendance.

-Intrusion control

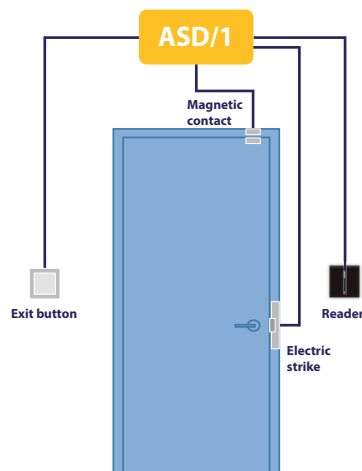
ASD/1 is a complete intrusion panel. It provides supervised inputs that can be used for the connection of movement, breaking glass sensors, etc. The arming/disarming of the alarm zones are done by keypad or cards.

-Technical alarms control


ASD/1 can be also used for the monitor of sensors such as temperature, gas, CO2, etc... showing the measures thanks to the analog inputs included on the controller.

-Automation Control

ASD/1 can control other devices using its internal relay outputs as an action for other events. As example, turn on A/C when temperature is $>25^{\circ}$.



ASD/2



Part code	Name	Remarks
14798000	Controller ASD/2	Box
14798500	Controller ASD/2 - PoE	Box. Power Over Ethernet + (25.5w)
14799000	Controller ASD/2 - G3	Box. Certification EN 50131 Grade 3

READERS & DOORS

Readers:	2
DOORS (doors, turnstiles, barriers, etc.):	2

STANDARD CAPACITIES

Cards:	100.000
Transactions buffer:	10.000

ALARMS INPUTS/OUTPUTS

Supervised digital inputs:	8
Digital outputs:	8
Analog inputs:	2
Analog outputs:	-

DOOR INPUTS/OUTPUTS

Door lock outputs:	2
Exit button inputs:	2
Door status inputs:	2
Reader inhibition inputs:	2
Dropbox:	1

TAMPERS

Lid opening tamper	YES
Box removal tamper	in G3

COMMUNICATIONS

Network	TCP/IP
RS-232	1

POWER

Power supply	230v
Power supply PoE+	PoE+ (25.5w)
Power supply G3	230v G3
UPS battery	-Optional -No in PoE+ -Included in G3

PROCESSOR

Processor	96Mhz 32bits
-----------	--------------

ASD/2 is a high-end security controller with extra functionalities, ideal for those projects where a high level of security is required. This controller is recommended for 2 doors one direction controlled or 1 door both directions controlled.

ASD/2 controller features:

-Access Control

Complete Access Control solution with the following advanced features:

-Elevators management

ASD/2 can manage the operation of elevators.

-Visitors Dropbox (expired cards recovery)

ASD/2 has implemented the recovery of visitors cards using collection dropbox readers. Expired cards will be recovered while non expired cards won't.

-Stand-alone mode (DOC)

ASD/2 controller is designed to work even offline using the cards as a data carrier. This feature allows the controller to be used in remote places without data network.

-Cards synchronization

ASD/2 controller can be used as a synchronization point for downloading and updating the information contained inside the cards used in DOC devices.

-Biometric on card

ASD/2 supports the storage of the biometric data inside the cards. This solution allows unlimited biometric and extra privacy security, as the biometric information is in possession of the owner and not on a reader.

-Attendance Control

ASD/2 controller allows to use the same reader for access and attendance control at the same time. It can also be used for only attendance.

-Intrusion control

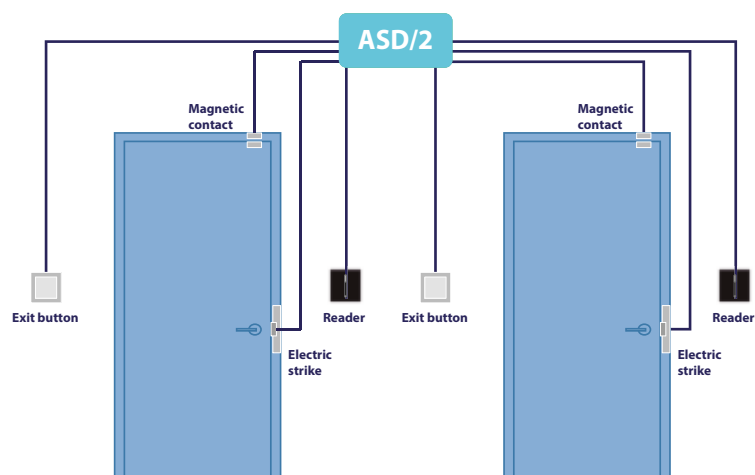
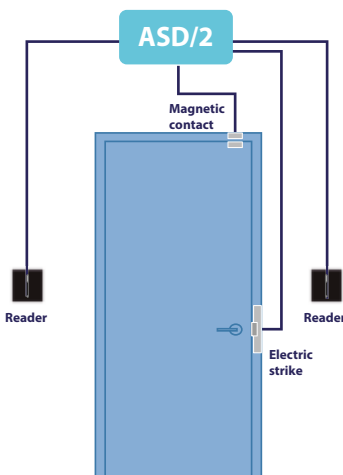
ASD/2 is a complete intrusion panel. It provides supervised inputs that can be used for the connection of movement, breaking glass sensors, etc. The arming/disarming of the alarm zones are done by keypad or cards.


-Technical alarms control

ASD/2 can be also used for the monitor of sensors such as temperature, gas, CO2, etc... showing the measures thanks to the analog inputs included on the controller.

-Automation Control

ASD/2 can control other devices using its internal relay outputs as an action for other events. As example, turn on A/C when temperature is >25°.



ASD/4


Part code	Name	Remarks
14799100	Controller ASD/4	Box
14799200	Controller ASD/4 - PoE+	Box. Power Over Ethernet + (25.5w)
14799300	Controller ASD/4 - G3	Box. Certification EN 50131 Grade 3

READERS & DOORS

Readers:	4
DOORS (doors, turnstiles, barriers, etc.):	4

STANDARD CAPACITIES

Cards:	100.000
Transactions buffer:	10.000

ALARMS INPUTS/OUTPUTS

Supervised digital inputs:	8
Digital outputs:	8
Analog inputs:	2
Analog outputs:	-

DOOR INPUTS/OUTPUTS

Door lock outputs:	4
Exit button inputs:	4
Door status inputs:	4
Reader inhibition inputs:	4
Dropbox:	2

TAMPERS

Lid opening tamper	YES
Box removal tamper	in G3

COMMUNICATIONS

Network	TCP/IP
RS-232	1

POWER

Power supply	230v
Power supply PoE+	PoE+ (25.5w)
Power supply G3	230v G3
UPS battery	-Optional -No in PoE+ -Included in G3

PROCESSOR

Processor	96Mhz 32bits
-----------	--------------

ASD/4 is a high-end security controller with extra functionalities, ideal for those projects where a high level of security is required. This controller is recommended for 4 doors one direction controlled or 2 doors both directions controlled.

ASD/4 controller features:

-Access Control

Complete Access Control solution with the following advanced features:

-Elevators management

ASD/4 can manage the operation of elevators.

-Visitors Dropbox (expired cards recovery)

ASD/4 has implemented the recovery of visitors cards using collection dropbox readers. Expired cards will be recovered while non expired cards won't.

-Stand-alone mode (DOC)

ASD/4 controller is designed to work even offline using the cards as a data carrier. This feature allows the controller to be used in remote places without data network.

-Cards synchronization

ASD/4 controller can be used as a synchronization point for downloading and updating the information contained inside the cards used in DOC devices.

-Biometric on card

ASD/4 supports the storage of the biometric data inside the cards. This solution allows unlimited biometric and extra privacy security, as the biometric information is in possession of the owner and not on a reader.

-Attendance Control

ASD/4 controller allows to use the same reader for access and attendance control at the same time. It can also be used for only attendance.

-Intrusion control

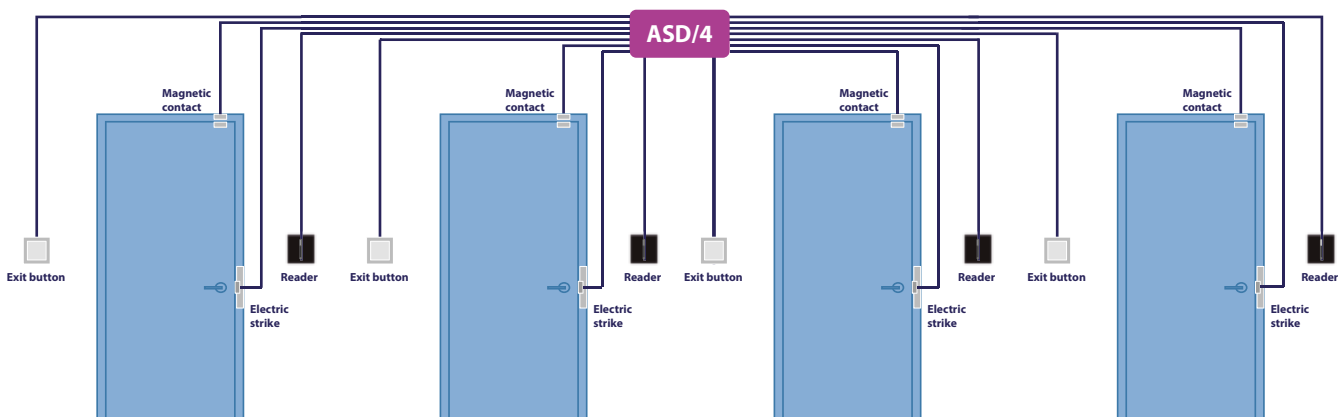
ASD/4 is a complete intrusion panel. It provides supervised inputs that can be used for the connection of movement, breaking glass sensors, etc. The arming/disarming of the alarm zones are done by keypad or cards.

-Technical alarms control

ASD/4 can be also used for the monitor of sensors such as temperature, gas, CO2, etc... showing the measures thanks to the analog inputs included on the controller.

-Automation Control

ASD/4 can control other devices using its internal relay outputs as an action for other events. As example, turn on A/C when temperature is >25°.



EXTENSIONS

32 IN

24 OUT



Part code	Name	Remarks
14799400	32 inputs extension panel	Inputs extension for ASD/x series.
14799500	24 relay outputs extension panel	Outputs extension for ASD/x series.

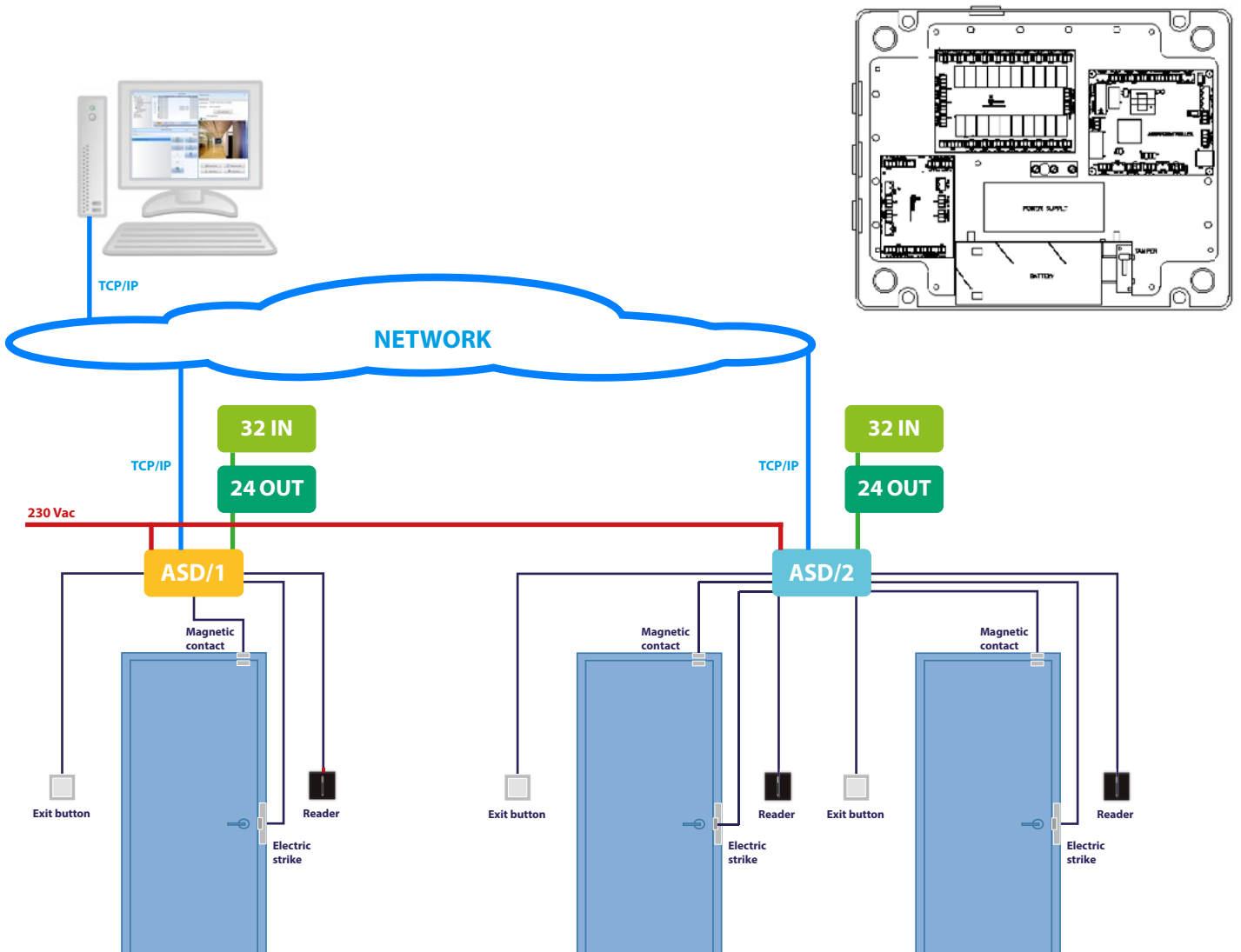
32 INPUTS PANEL

Supervised digital inputs:	32
Supervised analog inputs:	-
Power supply:	Provided by controller
Enclosure:	Inside controller box
Max. panels / controller	1




24 OUTPUTS PANEL

Digital outputs by relay:	20
Digital outputs open collector:	4
Power supply:	Provided by controller
Enclosure:	Inside controller box
Max. panels / controller	1

The extension panels, allows all ASD/x series controllers to extend the capacity of inputs and outputs when is required.



AS/3



Part code	Name	Remarks
14418000	Controller AS/3 IP-L	Box
14398000	Controller AS/3 IP-L G3	Box. Certification EN-50131 Grade 3
14309000	Controller AS/3 IP-V	Box. x2 Audio-intercom
14399000	Controller AS/3 IP-V G3	Box. x2 Audio-intercom. Certification EN-50131 Grade 3
14310000	Controller AS/3 IP-I	Box. x2 Video-intercom
14400000	Controller AS/3 IP/I G3	Box. x2 Video-intercom. Certification EN-50131 Grade 3
10029000	Controller AS/3 RACK	RACK version

READERS & DOORS

Readers:	2
DOORS (doors, turnstiles, barriers, etc.):	2

INTERCOM

Audio intercom:	2 in VoIP & IoIP
Video intercom:	2 in IoIP

STANDARD CAPACITIES

Cards:	96.500
Transactions buffer:	4.000

ALARMS INPUTS/OUTPUTS

Supervised digital inputs:	16
Digital outputs:	6
Analog inputs:	8
Analog outputs:	-

DOOR INPUTS/OUTPUTS

Door lock outputs:	2
Exit button inputs:	2
Door status inputs:	2
Reader inhibition inputs:	2

TAMPERS

Lid opening tamper	YES
Box removal tamper	in G3

COMMUNICATIONS

Network	TCP/IP
RS-232	1

POWER

Power supply	230v
UPS battery	-Optional -Included in G3

PROCESSOR

Processor	600Mhz 64bits
-----------	---------------

AS/3 is a high-end security controller with extra functionalities, ideal for those projects where is required an intercom or video-intercom integrated in the Access Control.

AS/3 controller features:

-Access Control

Complete Access Control solution with the following advanced features:

-Elevators management

AS/3 can manage the operation of elevators.

-Visitors Dropbox (expired cards recovery)

AS/3 has implemented the recovery of visitors cards using collection drop box readers. Expired cards will be recovered while non expired cards won't.

-Stand-alone mode (DOC)

AS/3 controller is designed to work even offline using the cards as a data carrier. This feature allows the controller to be used in remote places without data network.

-Cards synchronization

AS/3 controller can be used as a synchronization point for downloading and updating the information contained inside the cards used in DOC devices.

-Biometric on card

AS/3 supports the storage of the biometric data inside the cards. This solution allows unlimited biometric and extra privacy security, as the biometric information is in possession of the owner and not on a reader.

-Attendance Control

AS/3 controller allows to use the same reader for access and attendance control at the same time. It can also be used for only attendance.

-Intrusion control

AS/3 is a complete intrusion panel. It provides supervised inputs that can be used for the connection of movement, breaking glass sensors, etc. The arming/disarming of the alarm zones are done by keypad or cards.

-Technical alarms control

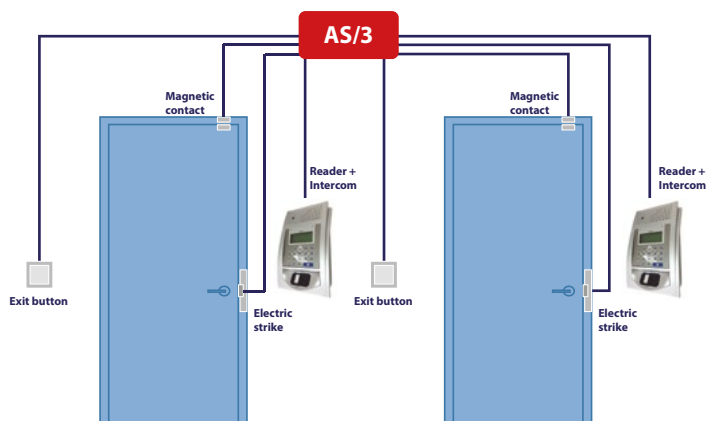

AS/3 can be also used for the monitor of sensors such as temperature, gas, CO2, etc... showing the measures thanks to the analog inputs included on the controller.

-Intercom and Video-intercom (VoIP and IoIP)

AS/3 allows the connection of up to 2 intercoms or video-intercom with card reader integrated.

-Automation Control

AS/3 can control other devices using its internal relay outputs as an action for other events. As example, turn on A/C when temperature is $>25^{\circ}$.



INTERCOMS



SIP DSP



IE-JA



JK-DV

Part code	Name	Remarks
14395000	SIP DSP VoIP	SIP Audio-Intercom Controller (2x analog audio-intercoms)
14396000	SIP DSP IoIP	SIP Video-Intercom Controller (2x analog audio-intercoms and 2x analog video signals)
11074000	IE-JA	Analog audio-intercom for AS/3 VoIP/IoIP and DSP VoIP/IoIP controllers
11075000	JK-DV	Analog video-intercom for AS/3 VoIP/IoIP and DSP VoIP/IoIP controllers

SIP DSP (VoIP/IoIP)

Processor:	64-bit at 600Mhz
Audio protocol:	SIP
Video protocol:	MPEG4 RTSP and RTP
Audio inputs:	2x (VoIP and IoIP)
Video inputs:	2x (IoIP)
Network:	Ethernet TCP/IP

IE-JA INTERCOM

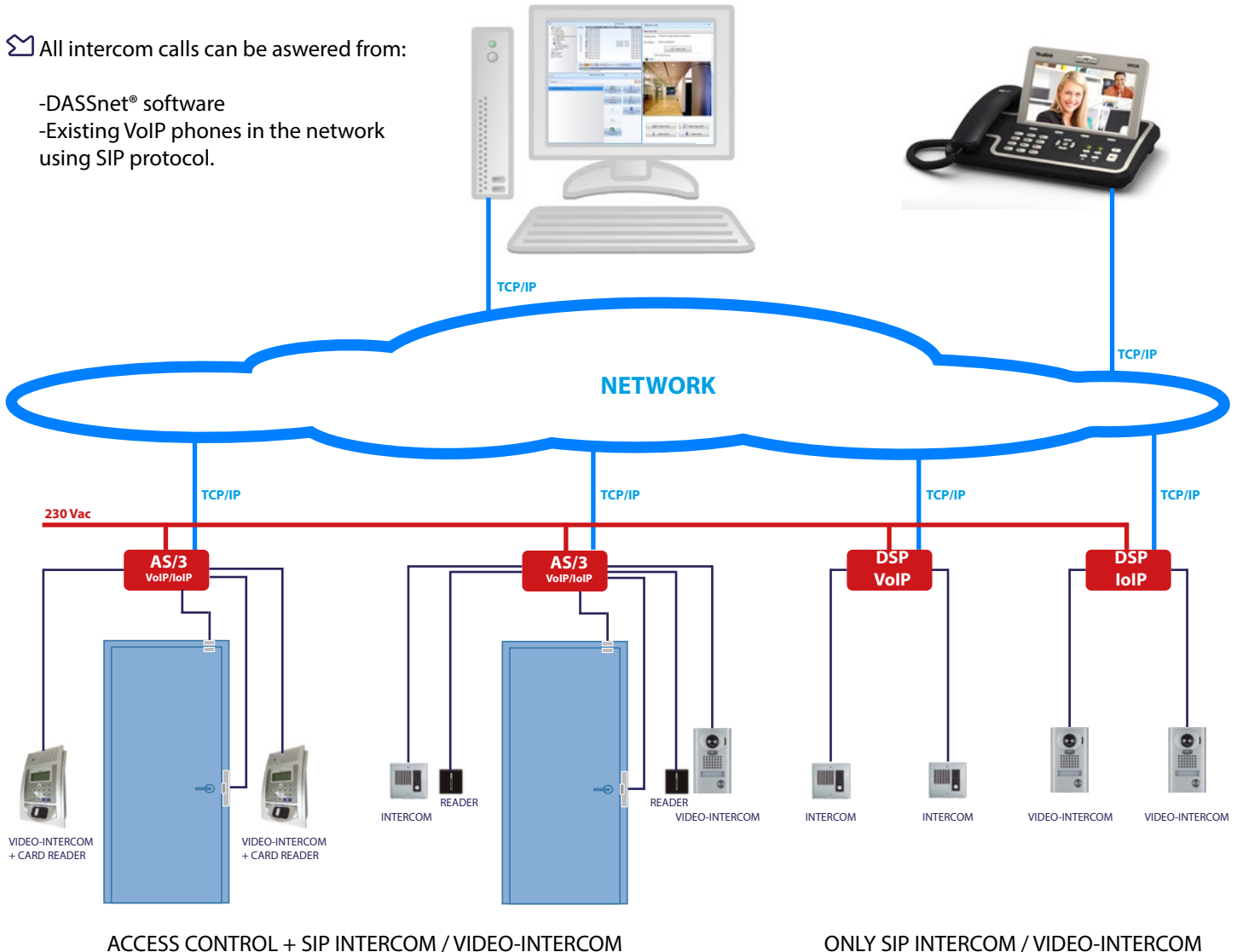
Microphone:	Yes
Speaker:	Yes
Call button:	Yes
Body:	Stainless steel
Status:	Green led

JK-DV VIDEO-INTERCOM

Microphone:	Yes
Speaker:	Yes
Call button:	Yes
Camera:	Color camera
Body:	Aluminium vandal resistant

All intercom calls can be answered from:

- DASSnet® software
- Existing VoIP phones in the network using SIP protocol.



WALL READERS

MURAL READER



Part code	Name	Remarks
14046000	Mural R/W Mifare®	Mifare® card reader (Read/Write). Black
14205000	Mural R/W Mifare®	Mifare® card reader (Read/Write). Grey
14443000	Mural R/W Mifare®	Mifare® card reader (Read/Write). White
14738000	Mural R/W DESFire®	Mifare® and DESFire® card reader (Read/Write). Black
14737000	Mural R/W DESFire®	Mifare® and DESFire® card reader (Read/Write). Grey
14736000	Mural R/W DESFire®	Mifare® and DESFire® card reader (Read/Write). White

READING TECHNOLOGY (Mifare®)

Reading technology:	Mifare® (ISO 14434 A)
Frecuency:	13,56 Mhz
Reading:	Yes
Writing:	Yes
MIFARE Reading range:	5 cm
MIFARE Writing range:	3 cm

READING TECHNOLOGY (DESFire® EV1)

Reading technology:	DESFire® EV1 (ISO 14434 A/B)
Frecuency:	13,56 Mhz
Reading:	Yes
Writing:	Yes
DESFire Reading range:	5 cm
DESFire Writing range:	3 cm
Reading technology:	Mifare® (ISO 14434 A)
Frecuency:	13,56 Mhz
Reading:	Yes
Writing:	Yes
MIFARE Reading range:	5 cm
MIFARE Writing range:	3 cm

COMMON SPECIFICATIONS

Red led indicator:	Yes
Green led indicator:	Yes
Buzzer:	Yes
Power supply:	12 Vdc
Consumption	125 mA
Dimensions:	90x90x20 mm

- ✉ MURAL Reader is a stylish reader available in different colors with the latest technology in proximity.
- ✉ MURAL Reader is available for Mifare® cards (Mifare® model) and Mifare® and DESFire® cards (DESFire® model).
- ✉ MURAL Reader can READ and WRITE in the secure sectors of the card. Read and Write is required when using DOC, when the cards must be synchronized, or for special cases where there must be some extra information written in the card.
- ✉ MURAL Reader can read NFC phones and use it as an access card. (The phone must be enabled)

IBUTTON

Part code	Name	Remarks
14046000	iButton R/W	Reads and Writes on Mifare® cards. Black color

READING TECHNOLOGY (Mifare®)

Reading technology:	Mifare® (ISO 14434 A)
Frecuency:	13,56 Mhz
Reading:	Yes
Writing:	Yes
MIFARE Reading range:	5 cm
MIFARE Writing range:	3 cm

SPECIFICATIONS

Red led indicator:	Yes
Green led indicator:	Yes
Buzzer:	Yes
Power supply:	12 Vdc
Consumption	125 mA
Dimensions:	80x29x20 mm



- ✉ iButton Reader is a stylish and narrow reader ideal for those places where a normal reader doesn't fit.
- ✉ iButton Reader is available for Mifare® cards.
- ✉ iButton Reader can READ and WRITE in the secure sectors of the card. Read and Write is required when using DOC, when the cards must be synchronized, or for special cases where there must be some extra information written in the card.
- ✉ iButton Reader can read NFC phones and use it as an access card. (The phone must be enabled)

HID SE Series



SE R10



SE R30



SE RK40

Part code	Name	Remarks
10142000	HID SE R10	Only Read for iClass®, Mifare® and DESFire® cards. Black
10143000	HID SE R30	Only Read for iClass®, Mifare® and DESFire® cards. Black
14718000	HID SE RK40	Only Read for iClass®, Mifare® and DESFire® cards. Black. Keypad

READING TECHNOLOGY (HID SE R10 Reader)

Reading technology:	iClass® (ISO 15693)
Frequency:	13,56 Mhz
Reading:	Yes
Writing:	No
iClass Reading range:	7,6 cm
iClass Writing range:	-
Reading technology:	DESFire® (ISO 14434 A/B)
Frequency:	13,56 Mhz
Reading:	Yes
Writing:	No
DESFire Reading range:	5,1 cm
DESFire Writing range:	-
Reading technology:	Mifare® (ISO 14434 A)
Frequency:	13,56 Mhz
Reading:	Yes
Writing:	No
Mifare Reading range:	5,8 cm
Mifare Writing range:	-

SPECIFICATIONS

Red led indicator:	Yes
Green led indicator:	Yes
Buzzer:	Yes
Power supply:	5-16 Vdc
Consumption:	-
Dimensions:	48x104x20 mm

READING TECHNOLOGY (HID SE R30 Reader)

Reading technology:	iClass® (ISO 15693)
Frequency:	13,56 Mhz
Reading:	Yes
Writing:	No
iClass Reading range:	8,9 cm
iClass Writing range:	-
Reading technology:	DESFire® (ISO 14434 A/B)
Frequency:	13,56 Mhz
Reading:	Yes
Writing:	No
DESFire Reading range:	5,1 cm
DESFire Writing range:	-
Reading technology:	Mifare® (ISO 14434 A)
Frequency:	13,56 Mhz
Reading:	Yes
Writing:	No
Mifare Reading range:	7,6 cm
Mifare Writing range:	-

SPECIFICATIONS

Red led indicator:	Yes
Green led indicator:	Yes
Buzzer:	Yes
Power supply:	5-16 Vdc
Consumption:	-
Dimensions:	84x84x20 mm

READING TECHNOLOGY (HID SE RK40 Reader)

Reading technology:	iClass® (ISO 15693)
Frequency:	13,56 Mhz
Reading:	Yes
Writing:	No
iClass Reading range:	12,7cm
iClass Writing range:	-
Reading technology:	DESFire® (ISO 14434 A/B)
Frequency:	13,56 Mhz
Reading:	Yes
Writing:	No
DESFire Reading range:	5,8 cm
DESFire Writing range:	-
Reading technology:	Mifare® (ISO 14434 A)
Frequency:	13,56 Mhz
Reading:	Yes
Writing:	No
Mifare Reading range:	11,4 cm
Mifare Writing range:	-

SPECIFICATIONS

Red led indicator:	Yes
Green led indicator:	Yes
Buzzer:	Yes
Keypad:	Yes, 12 Keys
Power supply:	5-16 Vdc
Consumption:	-
Dimensions:	45x104x20 mm

SE Series readers are indicated in projects when different cards technologies are used at same time, or to migrate from one card technology to another. *Also available for 125Khz cards

SE Series readers support Mifare®, DESFire® EV1 and iClass® technology.

SE Series readers can only read the information contained in the card, so they are not indicated in projects with data synchronization.

MURAL Reader can read NFC phones and use it as an access card. (The phone must be enabled)

40-BIO



Part code	Name	Remarks
14563000	40-BIO	1:N Fingerprint reader. Black
13243000	40-BIO	1:N Fingerprint reader. Grey
14564000	40-BIO-PRX R/W	1:N and 1:1 Fingerprint reader + Mifare® card reader (Read/Write). Black
13296000	40-BIO-PRX R/W	1:N and 1:1 Fingerprint reader + Mifare® card reader (Read/Write). Grey

FINGERPRINT TECHNOLOGY (BIO)

Sensor technology:	Optical
Sensor size:	15x22mm
Sensor resolution:	500 dpi
Processor:	ARM9TM
Verification time:	<1 sec
1:N capacity:	3.000 fingerprints (5.000 opt)
1:1 capacity:	Unlimited (only with PRX)

CARD READING TECHNOLOGY (PRX)

Reading technology:	Mifare® (ISO 14434 A)
Frequency:	13,56 Mhz
Reading:	Yes
Writing:	Yes
MIFARE Reading range:	5 cm
MIFARE Writing range:	3 cm

COMMON SPECIFICATIONS

Red led indicator:	Yes
Green led indicator:	Yes
Buzzer:	Yes
Power supply:	12 Vdc
Consumption:	200 mA
Dimensions:	80x85x43 mm

✉ The fingerprint sensor of the 40-BIO is a high quality optical sensor and ranked as #1 by NIST for accuracy. The sensor also includes the FBI PIV IQS certification and fake finger detection.

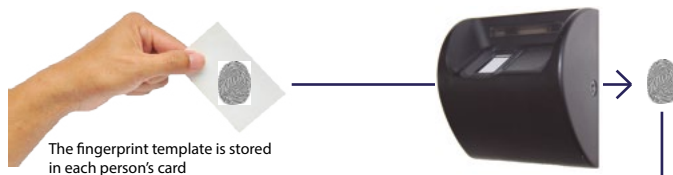
✉ 1:N mode up to 3000 or 5000 fingerprints.

1- The user places his fingerprint on the reader.
If his fingerprint matches with one of the fingerprint templates stored, the system will recognize the person and acts.



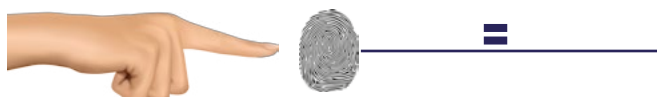
✉ 1:1 mode with unlimited fingerprints. BIOMETRIC ON CARD

1- The user checks his card on the reader.
The reader automatically extract the fingerprint template stored inside the card and keep it momentarily.



NO Fingerprints templates stored inside the reader. Unlimited fingerprints available.

2- The user places his fingerprint on the reader.
If his fingerprint matches with the one momentarily stored from the card, the system will recognize the person and acts.



70-EAN ALL in ONE

One reader, unlimited possibilities



Part code	Name	Remarks
13036000	70-EAN-PRX	Mifare®/Desfire® Read/Write. Screen & Keypad
13244000	70-EAN-BIO	Fingerprint reader. Screen & Keypad
13298000	70-EAN-PRX-BIO	Mifare®/Desfire® Read/Write + Fingerprint reader. Screen & Keypad
13037000	70-EAN-PRX-VoIP	Mifare®/Desfire® Read/Write. Intercom. Screen & Keypad
13038000	70-EAN-PRX-IoIP	Mifare®/Desfire® Read/Write. Video-Intercom. Screen & Keypad
13297000	70-EAN-BIO-VoIP	Fingerprint reader. Intercom. Screen & Keypad
13318000	70-EAN-BIO-IoIP	Fingerprint reader. Video-Intercom. Screen & Keypad
13319000	70-EAN-PRX-BIO-VoIP	Mifare®/Desfire® Read/Write + Fingerprint reader. Intercom. Screen & Keypad
13244300	70-EAN-PRX-BIO-IoIP	Mifare®/Desfire® Read/Write + Fingerprint reader. Video-Intercom. Screen & Keypad

FINGERPRINT TECHNOLOGY (BIO)

Sensor technology:	Optical
Sensor size:	15x22mm
Sensor resolution:	500 dpi
Processor:	ARM9TM
Verification time:	<1 sec
1:N capacity:	3.000 fingerprints (5.000 opt)
1:1 capacity:	Unlimited (only with PRX)

CARD READING TECHNOLOGY (PRX MIFARE®)

Reading technology:	Mifare® (ISO 14434 A)
Frecuency:	13,56 Mhz
Reading:	Yes
Writing:	Yes
MIFARE Reading range:	5 cm
MIFARE Writing range:	3 cm

CARD READING TECHNOLOGY (PRX DESFIRE®)

Reading technology:	Desfire® (ISO 14434 A/B)
Frecuency:	13,56 Mhz
Reading:	Yes
Writing:	Yes
MIFARE Reading range:	5 cm
MIFARE Writing range:	3 cm

AUDIO INTERCOM (VoIP)

Call button:	Yes
Microphone:	Yes
Speaker:	Yes 0.25w

VIDEO INTERCOM (IoIP)

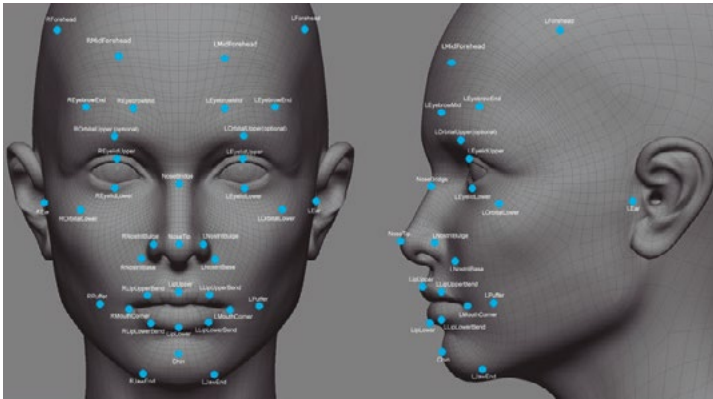
Call button:	Yes
Microphone:	Yes
Speaker:	Yes 0.25w
Camera CCD:	1/4" color, 320 LTV
Camera lens:	3.6 mm, f 2.0
Camera sensitivity:	2 Lux

COMMON SPECIFICATIONS

Red led indicator:	Yes
Green led indicator:	Yes
Buzzer:	Yes
Keypad:	Yes , 18 Keys
Screen:	Backlit, 4x16 characters
Power supply:	12 Vdc
Consumption	200 mA
Dimensions:	80x85x43 mm



FACIAL RECOGNITION



Part code	Name	Remarks
14403000	FS-300	Facial recognition reader. 300 users in 1:N mode
14404000	EFR-T1A-PRX	Facial recognition reader + built-in card reader. 1.000 users in 1:1 mode
14405000	EFR-T1B-PRX	Facial recognition reader + built-in card reader. 10.000 users in 1:1 mode
14406000	EFR-T1C-PRX	Facial recognition reader + built-in card reader. 64.000 users in 1:1 mode

FACE RECOGNITION TECHNOLOGY

Camera:	High-res CMOS sensor
IR illumination:	Yes, Infrared
Screen:	TFT color
Enrollment time:	15 sec
Verification time:	<1 sec
False acceptance rate:	<0.001%
False rejection rate:	<0.5%
Operating light:	0-8000 Lux
1:N capacity:	300 faces
1:1 capacity:	Depend model

CARD READING TECHNOLOGY (PRX)

Reading technology:	Mifare® (ISO 14434 A)
Frecuency:	13,56 Mhz
Reading:	Yes
Writing:	Yes
MIFARE Reading range:	5 cm
MIFARE Writing range:	3 cm

COMMON SPECIFICATIONS

Red led indicator:	Yes
Green led indicator:	Yes
Buzzer:	Yes
Power supply:	12 Vdc
Consumption	1A
Dimensions:	82x140x88 mm

1:N mode up to 300 faces

1- The user faces the reader.

If his face matches with one of the face templates stored, the system will recognize the person and acts.



1:1 mode with 1000, 10.000, 64.000 and unlimited faces. BIOMETRIC ON CARD

1- The user checks his card on the reader.


The reader automatically extract the face template stored inside the card and keep it momentarily.



2- The user faces the reader.

If his face matches with the one momentarily stored from the card, the system will recognize the person and acts.

PROXIMITY PARKING READER



- 1- Driver Camera
- 2- Intercom / Video-intercom
- 3- Card reader (hidden)
- 4- Reader front adaptor
- 5- Parking post
- 6-Controller
- 7- Barrier
- 8- License Plate Recognition Cam
- 9- Entry and exit loop

Part code	Name	Remarks
11351000	Rectangular parking post	Stainless steel AISI 304 INOX. 1,2m. Single post, light vehicles
13289000	Double rectangular parking post	Stainless steel AISI 304 INOX. 1,9m. Double post, light vehicles and trucks
11355000	Reader front adaptor	Fixing adaptor for different readers models on the rectangular post

✉ The “Reader front adaptor” allows any Mural reader (Mifare, DESFire) or HID SE reader (iClass) to be mounted on the rectangular post. The reader is hidden behind the front adaptor and it doesn’t affect the performance of the reading at the same time the reader is protected against the weather conditions

✉ The “Reader front adaptor”, if required, can also host an intercom or video-intercom to establish communication with the control center. The Intercom or Video-intercom will require an AS/3 controller (VoIP or IoIP). This proximity parking kit provides an harmonious and stylish solution for parkings.

✉ The controller can be fixed inside the post as well as any other equipment needed for the parking barrier operation (power supplies, loop sensors, etc).

✉ To configure correctly the post, each post will require:

1- Rectangular post. For light vehicles 1,2m single post. For light vehicles and trucks 1,9m double post. Remember that for 1,9m double post, 2 readers and 2 reader front adaptors will be needed.

2- Reader front adaptor.

3- Proximity reader. Select the correct reader based on the required proximity technology (Mural or HID SE).

4- Optional intercom or video-intercom.



PARKING READERS

LONG DISTANCE READER (iCLASS)

UP TO 40cm READING DISTANCE



Part code	Name	Remarks
13157000	R90	Long distance iClass reader

CARD READING TECHNOLOGY

Reading technology:	iClass (ISO 15693)
Frequency:	13,56 Mhz
Reading:	Yes
Writing:	NO
iClass Reading range:	38-45 cm
iClass Writing range:	-

SPECIFICATIONS

Red led indicator:	Yes
Green led indicator:	Yes
Buzzer:	Yes
Power supply:	12/24 Vdc
Consumption	420-1300 mA (12v)
Dimensions:	305x305x32 mm

PARKING READERS

LONG DISTANCE READER (UHF)

UP TO 5m READING DISTANCE



Part code	Name	Remarks
14486000	uPASS	Long distance UHF reader. (Up to 5m)
14487000	Post kit for uPASS	Post fixing kit for uPASS reader. Post not included

CARD READING TECHNOLOGY

Reading technology:	EPC Gen 2
Frequency:	865-955 Mhz (UHF)
Reading:	Yes
Writing:	NO
UHF Reading range:	5m
UHF Writing range:	-

SPECIFICATIONS

Red led indicator:	Yes
Green led indicator:	Yes
Buzzer:	Yes
Power supply:	12/24 Vdc
Consumption	1 A (12v)
Dimensions:	200x220x45 mm

LICENSE PLATE RECONITION (ANPR)



CAMERA CASE



CABINET CASE

Part code	Name	Remarks
13168000	SmartLPR Access A	Cabinet camera. 3.5m lane wide. B/W and IR light
13167000	SmartLPR Access WL A	Cabinet camera. 5.5m lane wide. B/W and IR light
13167001	SmartLPR Access WL A Color	Cabinet camera. 5.5m lane wide. Color and white light
12060000	SmartLPR Access C	Camera case. 3.5m lane wide. B/W and IR light
12147000	SmartLPR Access WL C	Camera case. 5.5m lane wide. B/W and IR light
12147001	SmartLPR Access WL C Color	Camera case. 5.5m lane wide. Color and white light
14123000	Wall fixing bracket	Wall fixing bracket for camera case (C models)
14725000	Post adaptor	Adaptor to fix wall bracket to a post
14125000	Floor / Ceiling fixing bracket	Floor / ceiling fixing bracket for camera case (C models)

SMARTLPR ACCESS SPECIFICATIONS

Recognition engine:	Built inside camera
Network:	TCP/IP
Serial communication:	RS-232
Inputs:	2 trigger loops
Outputs:	8 relay outputs
Camera:	B/W or Color
Lighting:	IR for B/W, White for Color
Trigger:	Inductive loop (not included)

(A) HOUSING

Housing:	Cabinet, IP65, Stainless Steel
Power Supply:	230 Vac (included)
Dimensions:	620x200x200 mm

(C) HOUSING

Housing:	Camera, IP65, Rugged Alum.
Power Supply:	230 Vac (included)
Dimensions:	148x148x225 mm

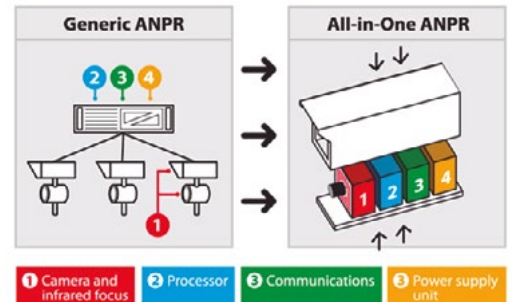
3,5m WIDE LANE

Camera resolution:	752x480 pixels
Lane wide:	3,5m (light vehicles)

(WL) 5,5m WIDE LANE

Camera resolution:	1280x600 pixels
Lane wide:	5,5m (light & heavy vehicles)

SmartLPR is an "All-in-One" Automatic License Plate Recognition system: A single device integrates the lighting, camera, recognition engine (OCR), and power supply.



SmartLPR Access is integrated with DORLET Security Management Software (DASSNET) by using a controller (ASD/1, ASD/2, ASD/4, AS/3). Dorlet controller manages the ANPR, Barrier, Loops, Traffic light, etc...



“READERS SPECIFICALLY DESIGNED TO BE FLUSH MOUNTED ON TURNSTILES”



KIT 40-EAN



KIT 60-EAN



KIT 70-EAN



KIT 70-EAN-VoIP



KIT 70-EAN-BIO



KIT 70-EAN-BIO-VoIP

Part code	Name	Remarks
71300100	KIT 40-EAN-PRX	Mifare®/Desfire® Read/Write
71200100	KIT 60-EAN-PRX	Mifare®/Desfire® Read/Write. Screen
71000100	KIT 70-EAN-PRX	Mifare®/Desfire® Read/Write. Screen, Keypad
71000101	KIT 70-EAN-PRX-VoIP	Mifare®/Desfire® Read/Write. Screen, Keypad and Intercom
71000110	KIT 70-EAN-PRX-BIO	Mifare®/Desfire® Read/Write + Fingerprint reader. Screen, Keypad
71000131	KIT 70-EAN-PRX-BIO-VoIP	Mifare®/Desfire® Read/Write + Fingerprint reader. Screen, Keypad and Intercom

FINGERPRINT TECHNOLOGY (BIO)

Sensor technology:	Optical
Sensor size:	15x22mm
Sensor resolution:	500 dpi
Processor:	ARM9TM
Verification time:	<1 sec
1:N capacity:	3.000 fingerprints (5.000 opt)
1:1 capacity:	Unlimited (only with PRX)

CARD READING TECHNOLOGY (PRX)

Reading technology:	Mifare® (ISO 14434 A)
Frecuency:	13,56 Mhz
Reading:	Yes
Writing:	Yes
MIFARE Reading range:	5 cm
MIFARE Writing range:	3 cm

COMMON SPECIFICATIONS

Red led indicator:	Yes
Green led indicator:	Yes
Buzzer:	Yes
Power supply:	12 Vdc
Consumption:	250 mA
Dimensions:	178x140x48 mm

AUDIO INTERCOM (VoIP)

Call button:	Yes
Microphone:	Yes
Speaker:	Yes 0.25w


“ANY OTHER DORLET READER MODEL CAN BE INSTALLED ON TURNSTILES”

ON THE TOP OF THE TURNSTILE



UNDERNEATH A DARK GLASS





VISITORS DROPBOX READER



DOUBLE VISITORS DROPBOX READER



MOTORIZED CARD READER

Part code	Name	Remarks
13044000	Visitor Dropbox Mifare®	Mifare® visitors cards collector. Read/Write
13045000	Visitor Dropbox DESFire®	DESFire® visitors cards collector. Read/Write
13044000	Visitor Dropbox iClass®	iClass® visitors cards collector. Read/Write
13044000	Double Visitor Dropbox Mifare®	Mifare® double visitors cards collector. Read/Write
13044000	Double Visitor Dropbox DESFire®	DESFire® double visitors cards collector. Read/Write
13044000	Double Visitor Dropbox iClass®	iClass® double visitors cards collector. Read/Write
13044000	Motorized Reader Mifare®	Mifare® visitors cards collector. Read/Write
13044000	Motorized Reader DESFire®	DESFire® visitors cards collector. Read/Write
14736000	Motorized Reader iClass®	iClass® visitors cards collector. Read/Write

READING TECHNOLOGY (iClass®)

Reading technology:	iClass® (ISO 15693)
Frecuency:	13,56 Mhz
Reading:	Yes
Writing:	No
iClass® Reading range:	7,6 cm
iClass® Writing range:	-
Reading technology:	DESFire® (ISO 14434 A/B)
Frecuency:	13,56 Mhz
Reading:	Yes
Writing:	No
DESFire® Reading range:	5,1 cm
DESFire® Writing range:	-
Reading technology:	Mifare® (ISO 14434 A)
Frecuency:	13,56 Mhz
Reading:	Yes
Writing:	No
Mifare® Reading range:	5,8 cm
Mifare® Writing range:	-

READING TECHNOLOGY (DESFire® EV1)

Reading technology:	DESFire® EV1 (ISO 14434 A/B)
Frecuency:	13,56 Mhz
Reading:	Yes
Writing:	Yes
DESFire® Reading range:	5 cm
DESFire® Writing range:	3 cm
Reading technology:	Mifare® (ISO 14434 A)
Frecuency:	13,56 Mhz
Reading:	Yes
Writing:	Yes
MIFARE® Reading range:	5 cm
MIFARE® Writing range:	3 cm

READING TECHNOLOGY (Mifare®)

Reading technology:	Mifare® (ISO 14434 A)
Frecuency:	13,56 Mhz
Reading:	Yes
Writing:	Yes
MIFARE® Reading range:	5 cm
MIFARE® Writing range:	3 cm

VISITOR DROPBOX

Power supply:	24 Vdc
Consumption	250 mA
Dimensions:	120x150x130 mm

MOTORIZED CARD READER

Power supply:	24 Vdc
Consumption	250 mA
Dimensions:	60x86x108 mm

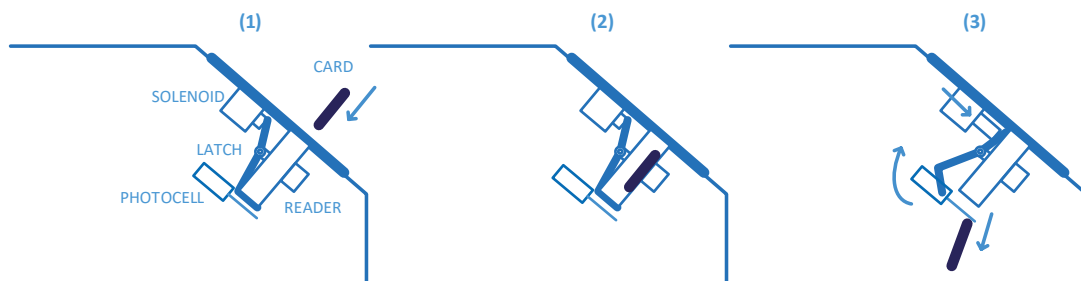
DOUBLE VISITOR DROPBOX

Power supply:	24 Vdc
Consumption	250 mA
Dimensions:	130x177x145 mm

- Visitor Dropbox is made for turnstiles exit lanes used exclusively by visitors.
- The Dropbox accepts the insertion of cards with plastic cover and metallic clip.
- The recovery of the card is made by gravity so the reader must be installed between 0° and 50° for the correct operation.

Operation description:

- The card is inserted inside the dropbox.
- The card is read by the reader and the information sent to the controller. If the card must be recovered move to step (3)
- The latch is opened and the card drops by gravity. A photocell will detect the drop and close the latch, then the controller





HS/i



HS/inox



HS/ibutton

Part code	Name	Remarks
21UVWX00-Y	HS/inox Mifare®	Electronic door lock. Mifare® Read/Write. DOC technology
22UVWX00-Y	HS/ibutton Mifare®	Electronic door lock. Mifare® Read/Write. DOC technology
21UVWX01-Y	HS/inox DESFire®	Electronic door lock. DESFire® Read/Write. DOC technology
21UVWX01-Y	HS/ibutton DESFire®	Electronic door lock. DESFire® Read/Write. DOC technology

READING TECHNOLOGY (Mifare®)

Reading technology:	Mifare® (ISO 14434 A)
Frecuency:	13,56 Mhz
Reading:	Yes
Writing:	Yes
MIFARE Reading range:	5 cm
MIFARE Writing range:	3 cm

READING TECHNOLOGY (DESFire® EV1)

Reading technology:	DESFire® EV1 (ISO 14434 A/B)
Frecuency:	13,56 Mhz
Reading:	Yes
Writing:	Yes
DESFire Reading range:	5 cm
DESFire Writing range:	3 cm

Reading technology:	Mifare® (ISO 14434 A)
Frecuency:	13,56 Mhz
Reading:	Yes
Writing:	Yes
MIFARE Reading range:	5 cm
MIFARE Writing range:	3 cm

COMMON SPECIFICATIONS

Red led indicator:	Yes
Green led indicator:	Yes
Buzzer:	Yes
Battery:	4x LR03 (AAA)
Battery live:	30.000 cycles
Material:	Stainless steel
Fire resistance:	FR-60
Real time clock:	Yes
Dimensions:	280x125x10 mm

COMMON CAPACITY

Memory:	256k Flash
Users:	No limit
Transactions memory:	280 transactions
Time zones:	99
Day types:	3
Year access calendar:	Yes
Black list:	Yes

✎ The concept of the HS/i door lock is modular. The electronic lock, mechanical mortise lock and key cylinder are independent. It allows the HS/i to be installed, on a new or existing door, using the existing door hardware. From the maintenance point of view, the modularity of the HS/i permits to use standard door hardware, easy to find in the local market.

✎ DOC

HS/i door locks use DOC technology (Dorlet on Card). DOC technology allows stand-alone systems to be integrated into an online access control network and be managed from the Security Management Software DASSnet.

✎ Backup cylinder

The HS/i can include a mechanical key cylinder. This cylinder is used as a backup opening method in case the lock has no batteries due to a poor maintenance, or in the unlikely situation of a technical problem.

✎ Thumb bolt

A thumb bolt can be optionally installed in HS/i locks to lock the dead bolt, from the inside part of the door. The thumb bolt is used for privacy purposes.

✎ Panic exit

HS/i door lock in conjunction with a panic exit mechanical mortise lock, guarantees free exit just by pressing the inside handle, even if the dead bolt is locked. This feature is required in public buildings and by civil defence authorities.

✎ Battery status


In case of low battery, the HS/i electronic lock will warn in two different ways.

1- The status light will blink making it visible for the maintenance staff.

2- The low battery message will be written in each card used to open that door. When one of those cards is presented on a synchronization reader or on the encoder, the low battery alarm will appear in the software.

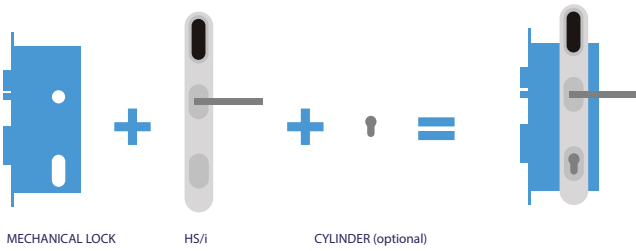


DOOR HARDWARE

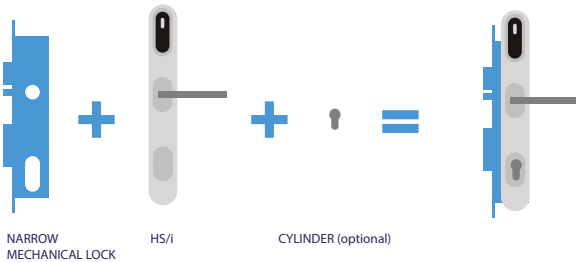


Part code	Name	Remarks
24001000	Mechanical Lock 90 mm	Standard mechanical mortise lock. Anti/card opening system. Panic exit
24003000	Mechanical Lock micro 90 mm	Standard mechanical mortise lock with micro-switch. Anti/card opening system. Panic exit
24002000	Mechanical Lock 40 mm	Narrow mechanical mortise lock
240W0000-Z	Key Cylinder	Standard key cylinder with 3 keys included

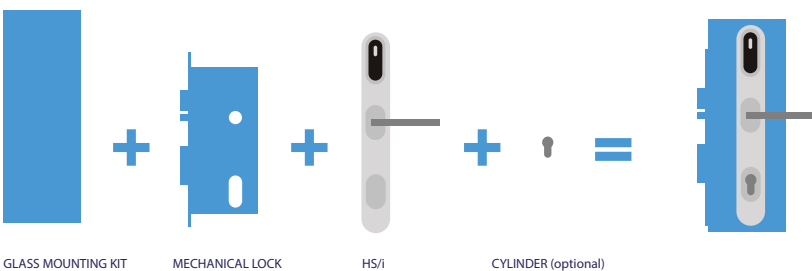
STANDARD WOODEN OR METAL DOORS



DOORS WITH NARROW METAL FRAMES



GLASS DOORS



HOW TO ORDER THE HS/i ?

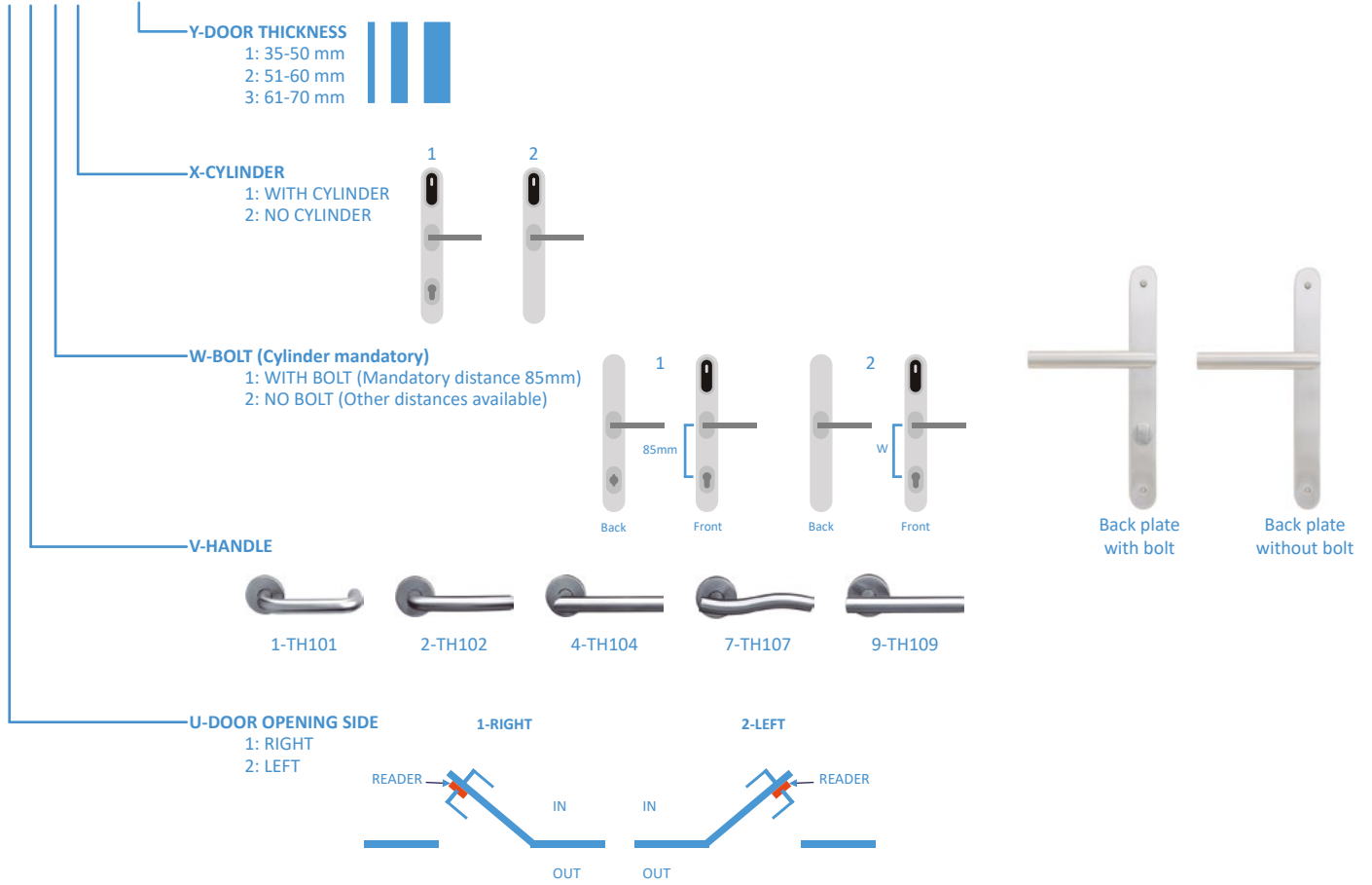
- 1-Select the model inox or ibutton
- 2-Select the card technology Mifare® or DESFire®
- 3-Replace the letters for the corresponding numbers according to the door characteristics following the chart.

21UVWX00-Y —HS/inox Mifare®

22UVWX00-Y —HS/ibutton Mifare®

21UVWX01-Y —HS/inox DESFire®

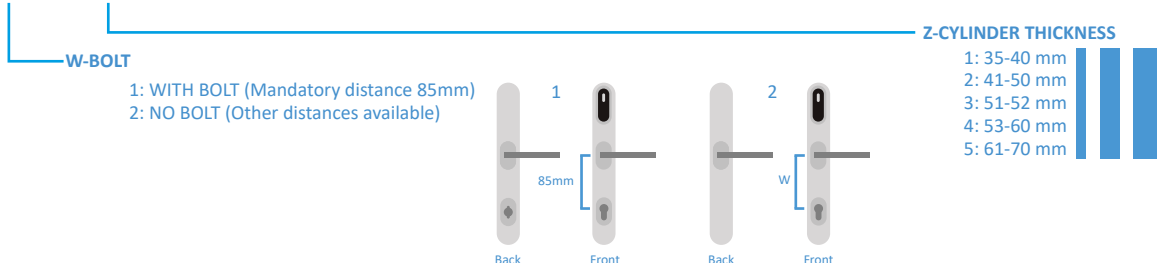
22UVWX01-Y —HS/ibutton DESFire®



HOW TO ORDER THE KEY CYLINDER?

- 1-Replace the letters for the corresponding numbers according to door thickness and HS/i model selected.

250W0000-Z





CX-400



SINGLE ELECTRONIC KNOB



SINGLE ELECTRONIC KNOB + BOLT



DOUBLE ELECTRONIC KNOB

Part code	Name	Remarks
40AA1000	CX-400 Single electronic knob	Electronic door cylinder. Single knob. Mifare® and DESFire® Read/Write. DOC and Wireless
41AABB00	CX-400 Single electronic knob + Bolt	Electronic door cylinder. Single knob and bolt. Mifare® and DESFire® Read/Write. DOC and Wireless
42AABB00	CX-400 Double electronic knob	Electronic door cylinder. Double knob. Mifare® and DESFire® Read/Write. DOC and Wireless

READING TECHNOLOGY

Reading technology:	DESFire® EV1 (ISO 14434 A/B)
Frecuency:	13,56 Mhz
Reading:	Yes
Writing:	Yes
DESFire Reading range:	1 cm
DESFire Writing range:	1 cm
Reading technology:	Mifare® (ISO 14434 A)
Frecuency:	13,56 Mhz
Reading:	Yes
Writing:	Yes
MIFARE Reading range:	1 cm
MIFARE Writing range:	1 cm

COMMON SPECIFICATIONS

Red led indicator:	Yes
Green led indicator:	Yes
Buzzer:	Yes
Battery:	2x lithium 3V, CR2
Battery live:	83.000 cycles or 4 years aprox.
Material:	Stainless steel
Cylinder standard:	EURO DIN 18252
Protection:	IP65
Operating Temp.:	-20 to +65
DOC:	Yes
Wireless:	Yes

COMMON CAPACITY

Memory:	256k Flash
Users:	No limit
Transactions memory:	280 transactions
Time zones:	99
Day types:	3
Year access calendar:	Yes
Black list:	Yes

CYLINDER HOUSING

The cylinder housing comes by default with 35mm (AA, BB) for single and doble Knobs. The thickness of the cylinder housing must be adapted to the thickness of the door in which it will be used

SINGLE ELECTRONIC KNOB

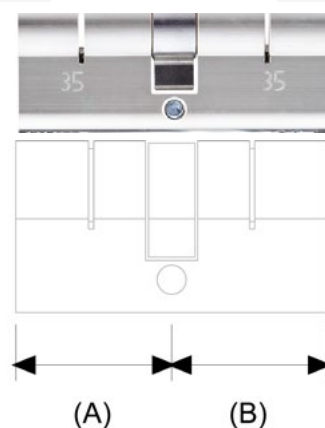

40AA100	LENGHT
4030100	30/10 mm
4035100	35/10 mm
4040100	40/10 mm
4045100	45/10 mm
4050100	50/10 mm
4055100	55/10 mm
4060100	60/10 mm
4065100	65/10 mm
4070100	70/10 mm

SINGLE ELECTRONIC KNOB + BOLT

41AABB0	LENGHT
4130BB0	30/BB mm
4135BB0	35/BB mm
4140BB0	40/BB mm
4145BB0	45/BB mm
4150BB0	50/BB mm
4155BB0	55/BB mm
4160BB0	60/BB mm
4165BB0	65/BB mm
4170BB0	70/BB mm
41AA300	AA/30 mm
41AA350	AA/35 mm
41AA400	AA/40 mm
41AA450	AA/45 mm
41AA500	AA/50 mm
41AA550	AA/55 mm
41AA600	AA/60 mm
41AA650	AA/65 mm
41AA700	AA/70 mm

DOUBLE ELECTRONIC KNOB

42AABB0	LENGHT
4230BB0	30/BB mm
4235BB0	35/BB mm
4240BB0	40/BB mm
4245BB0	45/BB mm
4250BB0	50/BB mm
4255BB0	55/BB mm
4260BB0	60/BB mm
4265BB0	65/BB mm
4270BB0	70/BB mm
42AA300	AA/30 mm
42AA350	AA/35 mm
42AA400	AA/40 mm
42AA450	AA/45 mm
42AA500	AA/50 mm
42AA550	AA/55 mm
42AA600	AA/60 mm
42AA650	AA/65 mm
42AA700	AA/70 mm



CX-400 WIRELESS HUB



WIRELESS HUB



WIRELESS HUB (PoE)

Part code	Name	Remarks
40000200	Wireless HUB	Connection of up to 8x CX-400 electronic cylinders to the online network
40000210	Wireless HUB (PoE)	Connection of up to 8x CX-400 electronic cylinders to the online network. Power Over Ethernet (PoE) included

SPECIFICATIONS

Power Supply:	230 Vac or PoE
Consumption:	30 VA
Network:	TCP/IP
Wireless frequency:	868 Mhz
Wireless range:	Up to 25m aprox.
Capacity:	Up to 8x CX-400 Cylinders

DOC

Dorlet On Card (DOC) is the technology that throughout the cards, the CX-400 electronic cylinders are synchronized with the security management software DASSnet® by encoding those cards. The CX-400 electronic cylinders can work entirely in stand-alone mode by using DOC technology (wireless connection not required).

All CX-400 cylinders work with DOC technology to perform the:

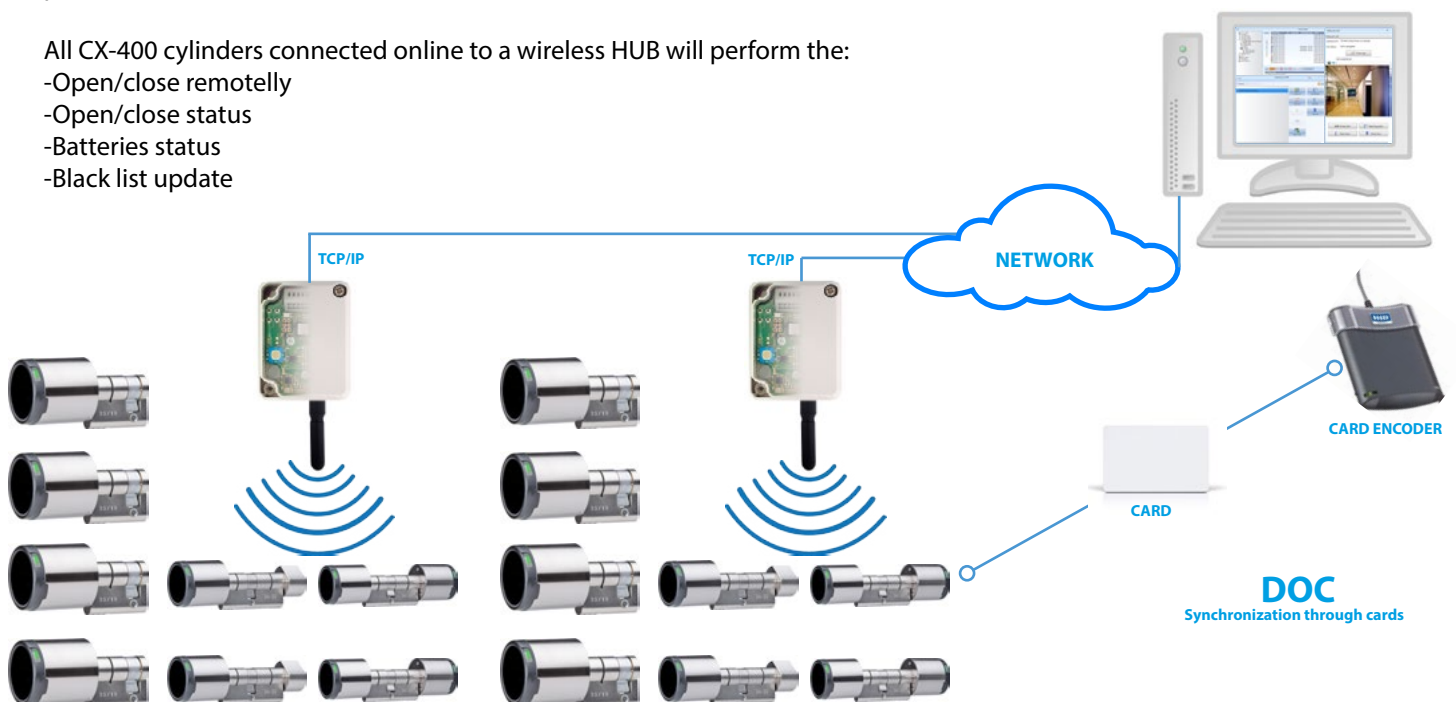
- Opening rights
- Opening calendars
- Opening schedules
- Transactions

WIRELESS

In addition to DOC, in case the solution requires an online status and control of the cylinders, the CX-400 cylinders come with an integrated wireless communication. A wireless HUB will be required to communicate the cylinders with the security management software DASSnet® through the IP network. In this case DOC and Wireless technology will work simultaneously to perform all stand-alone and online features.

All CX-400 cylinders connected online to a wireless HUB will perform the:

- Open/close remotely
- Open/close status
- Batteries status
- Black list update



iLOCK



iLOCK
Back



iLOCK
Front




Part code	Name	Remarks
14401000	iLOCK (Right)	Electronic lock for lockers and cabinets. DOC technology. Right opening
14402000	iLOCK (Left)	Electronic lock for lockers and cabinets. DOC technology. Left opening

READING TECHNOLOGY (Mifare®)

Reading technology:	Mifare® (ISO 14434 A)
Frecuency:	13,56 Mhz
Reading:	Yes
Writing:	Yes
MIFARE Reading range:	1-2 cm
MIFARE Writing range:	1-2 cm

COMMON SPECIFICATIONS

Red led indicator:	Yes
Green led indicator:	Yes
Buzzer:	No
Battery:	4x LR03 (AAA)
Battery live:	40.000 cycles
Material:	PVC
Dimensions:	116x116x35 mm

 iLock is an electronic lock designed to be installed on lockers and cabinets. This electronic lock is ideal for companies that want to manage the rights to open certain furniture like lockers in a dressing room, or a documents cabinet, keeping track of all opening.

CEM



CEM




Part code	Name	Remarks
14716000	CEM	Electronic lock for drawers. DOC technology.

READING TECHNOLOGY (Mifare®)

Reading technology:	Mifare® (ISO 14434 A)
Frecuency:	13,56 Mhz
Reading:	Yes
Writing:	Yes
MIFARE Reading range:	1-2 cm
MIFARE Writing range:	1-2 cm

COMMON SPECIFICATIONS

Red led indicator:	Yes
Green led indicator:	Yes
Buzzer:	No
Battery:	4x LR03 (AAA)
Battery live:	40.000 cycles
Material:	PVC
Dimensions:	90x90x35 mm

 CEM is an electronic lock designed to be installed on drawers. This electronic lock is ideal for companies that want to manage the rights to open drawers and keeping track of all openings.

CARD ENCODERS



5021-CL



5427-CL

Part code	Name	Remarks
14726000	OMNIKEY 5021-CL	USB desktop card encoder. 13,56 Mhz cards (Mifare®, DESFire®, iCLASS®)
14727000	OMNIKEY 5427-CL	USB desktop card encoder. 125khz & 13,56 Mhz cards (HID Prox, Mifare®, DESFire®, iCLASS®)

OMNIKEY 5021-CL

Reading technology:	All 13,56 Mhz cards
Reading:	Yes
Writing:	Yes
Data interface:	USB 2.0
Power supply:	USB port
Consumption:	100 mA
Dimensions:	59x59x11,4 mm

OMNIKEY 5427-CL

Reading technology:	All 125 KHz & 13,56 Mhz cards
Reading:	Yes
Writing:	Yes
Data interface:	USB 2.0
Power supply:	USB port
Consumption:	100 mA
Dimensions:	66x55x9 mm

Omnikey encoder allows the enrollment of cards into the security management software DASSnet® in an easy and fast way. The omnikey also encode the cards when DOC technology is being used. Each workstation from where is required to enroll and/or encode cards, will need an encoder.

FINGERPRINT ENROLLER



Part code	Name	Remarks
13190000	MS-300	USB desktop fingerprint enroller

MS-300

Sensor technology:	Optical
Sensor size:	21x21 mm
Sensor resolution:	500 dpi
Data interface:	USB
Power supply:	USB port
Consumption:	2,5w
Dimensions:	91x80x51 mm

MS-300 fingerprint enroller allows to capture, encode, and enroll fingerprints into the security management software DASSnet® in an easy and fast way. Each workstation from where is required to enroll fingerprints, will need an MS-300.

CARD PRINTERS



HDP-5000



DTC-1250e


Part code	Name	Remarks
12081000	HDP-5000	High definition card printer. Double side
14679000	DTC-1250e-SS	Card printer. Single side
14695000	DTC-1250e-DS	Card printer. Double side
13233000	Color ribbon for HDP-5000	Approx. 500 cards
13234000	Film ribbon for HDP-5000	Approx. 1500 cards
14208000	Color ribbon for DTC-1250e	Approx. 250 cards


HDP-5000 CARD PRINTER

Print method:	HD Dye sublimation
Resolution:	300 dpi (11,8 dots/mm)
Colors:	Up to 16,7 million
Print speed:	29 sec/card (YMCK)
Card size accepted:	CR-80
Printing area:	Both sides (edge to edge)
Input card tray:	100 cards
Output card tray:	200 cards
Card lamination:	Optional
Data interface:	USB 2.0

DTC-1250e CARD PRINTER

Print method:	Dye sublimation
Resolution:	300 dpi (11,8 dots/mm)
Colors:	Up to 16,7 million
Print speed:	16 sec/card (YMCK)
Card size accepted:	CR-80
Printing area:	SS Single Side, DS Double Side
Input card tray:	100 cards
Output card tray:	30 cards
Card lamination:	No
Data interface:	USB 2.0

 HDP-5000 is a **High Definition Printer (HDP)** recommended for medium-high printing quantities requirements. The HDP-5000 can be upgraded with a final lamination module.

 DTC-1250e is a card printer recommended for low-medium printing quantities requirements.

READERS ACCESSORIES



Part code	Name	Remarks
13190000	Outdoor protection cover for 70-EAN	
13382000	Outdoor protection cover for 40-BIO	
11338000	Post	Stainless steel post for the installation of readers. *Requires fixing adaptor for corresponding reader
11339010	Reader fixing adaptor for Post	Fixing adaptor for the selected reader

OUTDOOR COVER FOR 70-EAN

Material:	PETG
Finishing:	Transparent
Dimensions:	320x227x240 mm

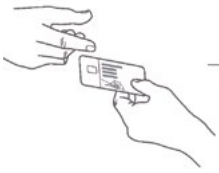
OUTDOOR COVER FOR 40-BIO

Material:	PETG
Finishing:	Transparent
Dimensions:	121x92x89 mm

POST

Material:	stainless steel AISI 304 or 316
Finishing:	Polished
Dimensions:	250x250x1160 mm

DOCUMENTS SCANNER



Part code	Name	Remarks
14126000	IDFAST	OCR Document scanner. USB desktop

IDFAST

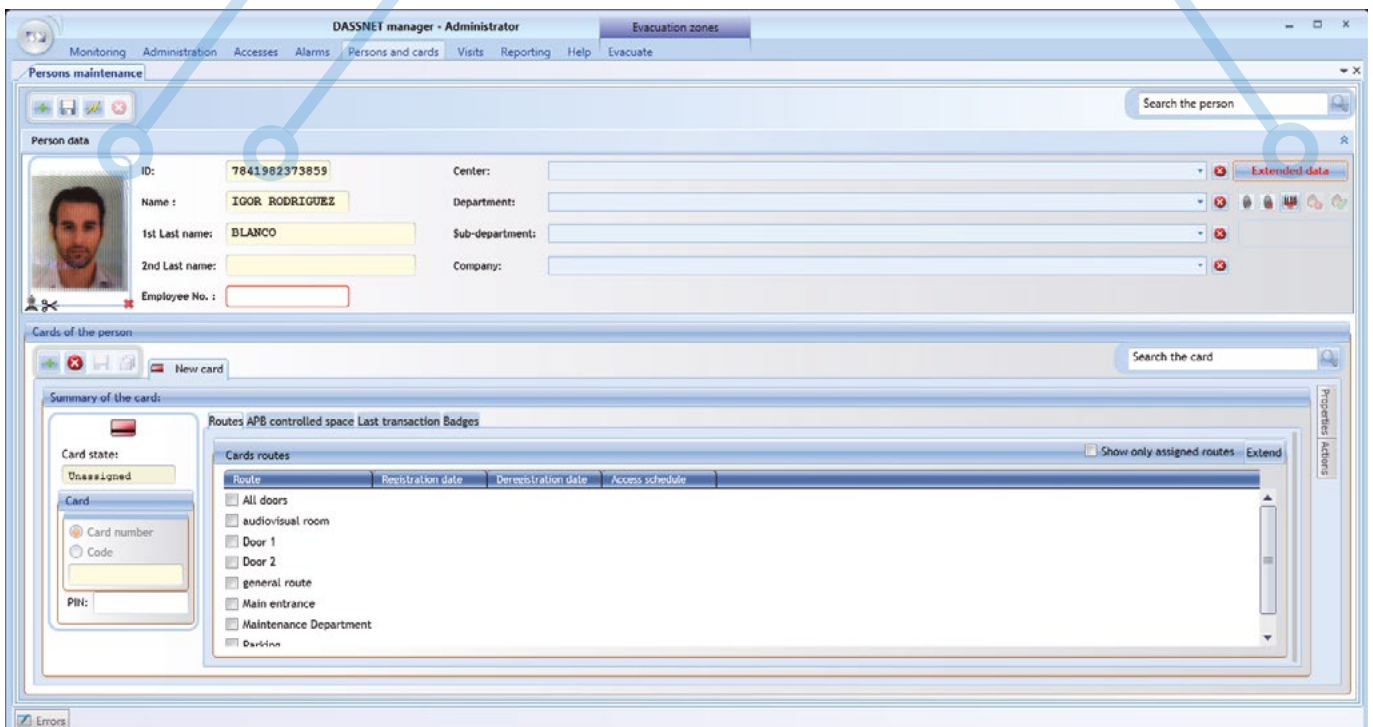
Scanner technology:	Led scanner
Lighting:	White light
Resolution:	5 Mb (475dpi)
Image size:	2560x1920 px
Data interface:	USB 2.0
Power supply:	USB port
Consumption:	250 mA
Dimensions:	91x80x51 mm



The IDFAST scanner is the fastest way to introduce personal data into the Security Management Software. It captures both sides of the ID, driver license or passport in less than 2 sec/side with high accuracy as it compares both sides of the ID and recognizes the ISO/IEC 7501-1 MRZ zone.


The IDFAST recognizes the characters contained in the ID as well as the photograph and signature. All that information is transferred directly to the person's profile, avoiding to type any text or capture any photograph.

IDFAST is the ideal complement for DASSnet® Visits Management Module. The visitors are registered in seconds avoiding long queues and waiting time. A scanned copy of the ID/passport is also stored for security reasons.



CARDS

PROXIMITY 13,56 Mhz



CARD



STICKER



KEYCHAIN

Part code	Name	Remarks
14861000	Mifare 1K Card	ISO-14443 A
13970000	Mifare 1K Stiker	ISO-14443 A
13717000	Mifare 1K Keychain	ISO-14443 A
12299000	Mifare 4K Card	ISO-14443 A
14862400	DESFire EV1 2K Card	ISO-14443 A/B
14862500	DESFire EV1 4K Card	ISO-14443 A/B
14862600	DESFire EV1 8K Card	ISO-14443 A/B
13048000	iCLASS 2Kbits / 2 sectors Card	ISO-15693
13049000	iCLASS 16Kbits / 16 sectors Card	ISO-15693

CARDS SPECIFICATIONS

Frecuency:	13,56 Mhz
Material:	PVC (White)
Card size:	CR-80
Dimensions:	86x54x0.76 mm
Weight:	6 gr
Printable:	Yes

STIKER SPECIFICATIONS

Frecuency:	13,56 Mhz
Material:	LEXAN (Black)
Dimensions:	32x32x1.7 mm
Weight:	1.2 gr
Printable:	No

KEYCHAIN SPECIFICATIONS

Frecuency:	13,56 Mhz
Material:	PVC (Different colors)
Dimensions:	32x41x4 mm
Weight:	4.3 gr
Printable:	No

LONG DISTANCE UHF



CARD



WINDSCREEN STICKER TAG

Part code	Name	Remarks
14488000	UHF Windscreen TAG	EPC GEn2. Up to 5m. Windscreen stiker for vehicles
14489000	UHF Card	EPC GEn2. Up to 3m.
14724000	UHF Card + Mifare® 1k	EPC GEn2. Up to 3m + Mifare® 1k Proximity card

CARDS SPECIFICATIONS

Frecuency:	UHF
Material:	PVC (White)
Card size:	CR-80
Dimensions:	86x54x0.76 mm
Weight:	6 gr
Printable:	Yes

STIKER SPECIFICATIONS

Frecuency:	UHF
Material:	Sticker
Dimensions:	101x25 mm
Weight:	1 gr
Printable:	Pre-ordered printing

OVERVIEW



CCTV



FIRE PANELS



INTRUSION PANELS



PUBLIC ADDRESS



KEYS MANAGEMENT CABINET

TCP/IP
RS-232
RS-485

Integration of 3rd party security systems



SIP VoIP NETWORK



3rd PARTY SIP INTERCOMS

TCP/IP

Integration of the intercom and VoIP communications

DASSnet®

Security Management Software

TCP/IP

OPC server for the Integration with the Building Management System

Integration with BMS



TCP/IP

Integration with SAP HR module

Integration with SAP



TCP/IP

Integration with enterprise software

Integration with enterprise ERP



AHS

ASD/1

ASD/2

ASD/4

AS/3

TCP/IP

Access control
Alarms/Intrusion
Attendance



CARD READERS



SIP INTERCOM + CARD READER



FINGERPRINT



FACE RECOGNITION



CARDS DROPBOX

TCP/IP

Parking access control



PARKING CARD + SIP INTERCOM



LONG DISTANCE READER



LICENSE PLATE READER

DOC

Proximity cards door locks



ELECTRONIC DOOR LOCKS

DOC
IP / WIRELESS

Proximity cards door cylinders



ELECTRONIC CYLINDERS

DOC

Proximity cards cabinets & drawers locks



ELECTRONIC LOCKERS



ELECTRONIC DRAWERS

USB

Enrollment workstations



DOCUMENTS OCR



CARD ENCODER



FINGERPRINT ENROLLER



CARD PRINTER

DORLET MENA

HDS Tower, office 404
Jumeirah Lake Towers - DUBAI - UAE
P.O.Box: 116899
Tel. +971 (0) 4 4541346
Fax. +971 (0) 4 4541347
info-mena@dorlet.com

DORLET SPAIN

Parque Tecnológico de Alava
C/ Albert Einstein, 34
01510 Miñano Mayor - ALAVA - SPAIN
Tel. +34 945 29 87 90
Fax. +34 945 29 81 33
dorlet@dorlet.com

DORLET FRANCE

4 Rue Rene Razel
91400 Saclay - PARIS - FRANCE
Tel. +33 164 86 40 82
dorlet@dorlet-france.com

DORLET MEXICO

Sócrates 207, Col. los Morales Secc. Palmas
Miguel Hidalgo 11540 - MEXICO DF
Tel. +52 (55) 5029 1780
contact@dorlet.mx

DORLET BRASIL

Av. Queiroz Filho, 111 - V.
Hambreguessa - SAO PAULO - BRASIL
CEP: 05319-000
Tel. +55 (11) 3021 5545
inaki@dorlet.com.br

WWW.DORLET-MENA.COM