



CLD
Fencing
Systems

Perimeter Security Fencing Systems

The **Professionals'** Handbook

Experience the **Difference...**



ISO 9001:2008



www.securedbydesign.com



www.cld-fencing.com



www.cld-fencing.com

CONTENTS

1.0	GENERAL PURPOSE FENCING SYSTEMS		08 - 19
	ECLIPSE 60™	10 - 11	DULOK-LITE™
	EXEMPLA™	12 - 13	FLEXA-RAIL™
	ROTOP™	14 - 15	16 - 17
			18 - 19
2.0	PERIMETER SECURITY FENCING SYSTEMS		20 - 41
	EXEMPLA™	22 - 23	DULOK 25™
	MULTIPLUS™	24 - 25	SECURUS LITE™
	ULTIMATE™	26 - 27	SECUREOGRIL™
	ULTIMATE EXTRA™	28 - 29	SAFEOGRIL™
	DULOK™	30 - 31	VIZOGRIL™
			32 - 33
			34 - 35
			36 - 37
			38 - 39
			40 - 41
3.0	HIGH LEVEL SECURITY FENCING SYSTEMS		42 - 61
	SECURUS™	44 - 45	DULOK-6 SR1™
	SECURUS PROFILED™	46 - 47	DULOK-8 SR1™
	SECURUS SR1™	48 - 49	DULOK 25 SR1™
	SECURUS AC™	50 - 51	SCREENOGRIL™
	ULTIMATE EXTRA SR1™	52 - 53	54 - 55
			56 - 57
			58 - 59
			60 - 61
4.0	SPORTS FENCING SYSTEMS		62 - 75
	DULOK SPORTS™	64 - 65	SPORTOGRIL™
	DULOK REBOUND™	66 - 67	BALLSTOP NETTING™
	SPORTS RAIL™	68 - 69	SPORTS PITCHES™
			70 - 71
			72 - 73
			74 - 75
5.0	DECORATIVE FENCING SYSTEMS		76 - 87
	CUSTOM FENCE DESIGNS	78 - 79	SCREENFENCE™
	DULOK WAVETOP™	80 - 81	SCREENOGRIL C10™
	STONE FENCE™	82 - 83	84 - 85
			86 - 87
6.0	ACCESS CONTROL		88 - 105
	LOCKMASTER SWING GATES	90 - 91	SLIDEMASTER SR1
	LOCKMASTER SR2	92 - 93	SLIDEMASTER SR2
	LOCKMASTER SR3	94 - 95	SLIDEMASTER SR3
	SLIDEMASTER	96 - 97	SPEEDMASTER
			98 - 99
			100 - 101
			102 - 103
			104 - 105



CLD Fencing Systems

A WORLD OF DIFFERENCE

As the United Kingdom's largest manufacturer and supplier of Rigid Mesh Fencing Systems and Security Gates; CLD Fencing Systems has led the market for over 40 years. Working with Architects, Main Contractors, Local Authorities, Fencing Contractors and Government organisations including MoD, Royal Air Force and leading security consultants, has allowed us to innovate the concept of perimeter security systems.

Achieving the highest level of customer service has always been at the heart of our family run company; from supporting the detailed design and specification of fencing systems through to on-time and on-budget delivery of the final product; we work tirelessly to provide the best in security solutions around the world on a daily basis. This is why we believe that all our customers experience a world of difference when they use CLD Fencing Systems.



Going the extra secure mile... **worldwide**





OUR GUARANTEE

A quality manufacturer needs to provide an exceptional product and strong aftercare support. When we design our fencing products, one of the key areas is to make sure it's as maintenance-free as possible. This means that should a panel be damaged; it is both quick and easy to replace that one section of the fence line rather than having to take down a whole run.

To provide maximum anti-corrosion, we ensure longevity is built in to all our designs and systems. All of our products are galvanized to BS EN ISO 1461 and polyester powder coated to BS EN 13438 where appropriate. It is important to us that we can give our customers complete consistency and reliability; to ensure this our ISO 9001 management system measures, develops and controls each part of our process.

Not only this, but our technical team is available from the start; they will guide you through security issues from the design stage all the way through to completion.

It is because of this that every product available in our range comes with a fifteen year guarantee, protecting your property long into the future. In doing so we provide long term peace of mind for our customers that meet exacting quality standards.



www.cld-fencing.com



ISO 9001:2008



EXPERIENCE AND EXPERTISE

At CLD Fencing Systems, we have decades of fencing experience and a deep understanding of perimeter security issues; in fact, we were one of the first companies to bring Rigid Mesh Fencing to the UK market.

Our technical experts bring together ingenious designs and clever thinking to create exceptionally secure fencing systems appropriate to any location and risk level. We invest heavily in product research and development to guarantee designs with long lasting durability and cost effectiveness for your project.

DESIGN INNOVATION

Design excellence and innovation is one of the many areas we pride ourselves on and what helps to separate us as a market leader in perimeter security. Our in-house CAD design team work from the outset of any project to provide modern and unique designs that are both physically and aesthetically pleasing fitting your individual needs. At CLD Fencing Systems we believe attention to detail is key and that's why we are Building Information Modelling (BIM) compliant. This 3D building model helps our customers to make detailed plans, which streamline their projects and reduce their costs.

All of our products are individually manufactured at our Manufacturing Plant located in Cheshire; which means we can work directly with our customers to create bespoke fencing and gates with outstanding quality.



QUALITY EVERY STEP OF THE WAY

Exceptional products are just part of the CLD story. The best products require the best installation and that's why we spend time to seek the right teams to install our systems.

To ensure the best quality customer service, we call on our CLD Approved Contractors network that covers from: Scotland to Cornwall and Wales to Norfolk. All our contractors are carefully chosen by us after checking every aspect of their business and installation service to ensure professionalism and attention to detail. CLD Fencing Systems operate on a national scale with approved contractors available to install across the UK, we make sure we continuously update and inform our partners with new developments as required to remain the experts in fencing throughout your projects.

If you want to find out more about our CLD Approved Contractors, take a look at www.cld-fencing.com/cld-professionals

UNDERSTANDING THREATS AND CREATING SOLUTIONS

Every project is different. Security requirements vary widely from site to site and every situation brings its own, often unique, challenges. In an ever-changing world CLD Fencing Systems take care of any situation and any level of risk. We aim to protect people and their property with appropriate fencing systems that tick every box on your list.

We have the knowledge and expertise to identify the possibilities you may not have thought of and envisage benefits that go beyond your expectations. Using our vast experience in perimeter security at all levels from Schools to Critical National Infrastructure and Military sites, we can work with yourselves or your security consultants to design a multi-threat system that protects what is important to you.

CLD Fencing Systems have been tested and approved by major accreditation bodies such as: Loss Prevention Certification Board (LPCB), National Building Specification (NBS) and Secured by Design (SBD).



EXPERIENCE THE DIFFERENCE

Here at CLD Fencing Systems we are renowned for start-to-finish quality. Providing expert professional help every step of the way; initial product guidance to skilled installation by our own CLD approved contractors, followed by our fifteen year guarantee. We back exceptional products with dedicated customer service. Making CLD the first choice for your fencing and gates.

Experience the difference today...

Call us on **+44 (0)1270 764751**

Email us on **info@cld-fencing.com**

Visit our website **www.cld-fencing.com**

1.0 GENERAL PURPOSE FENCING SYSTEMS

ECLIPSE 60™

Profiled panel system

EXEMPLA™

Profiled panel system

ROTOP™

Rigid panel system

DULOK-LITE™

Double wire panel system

FLEXA-RAIL SYSTEM™

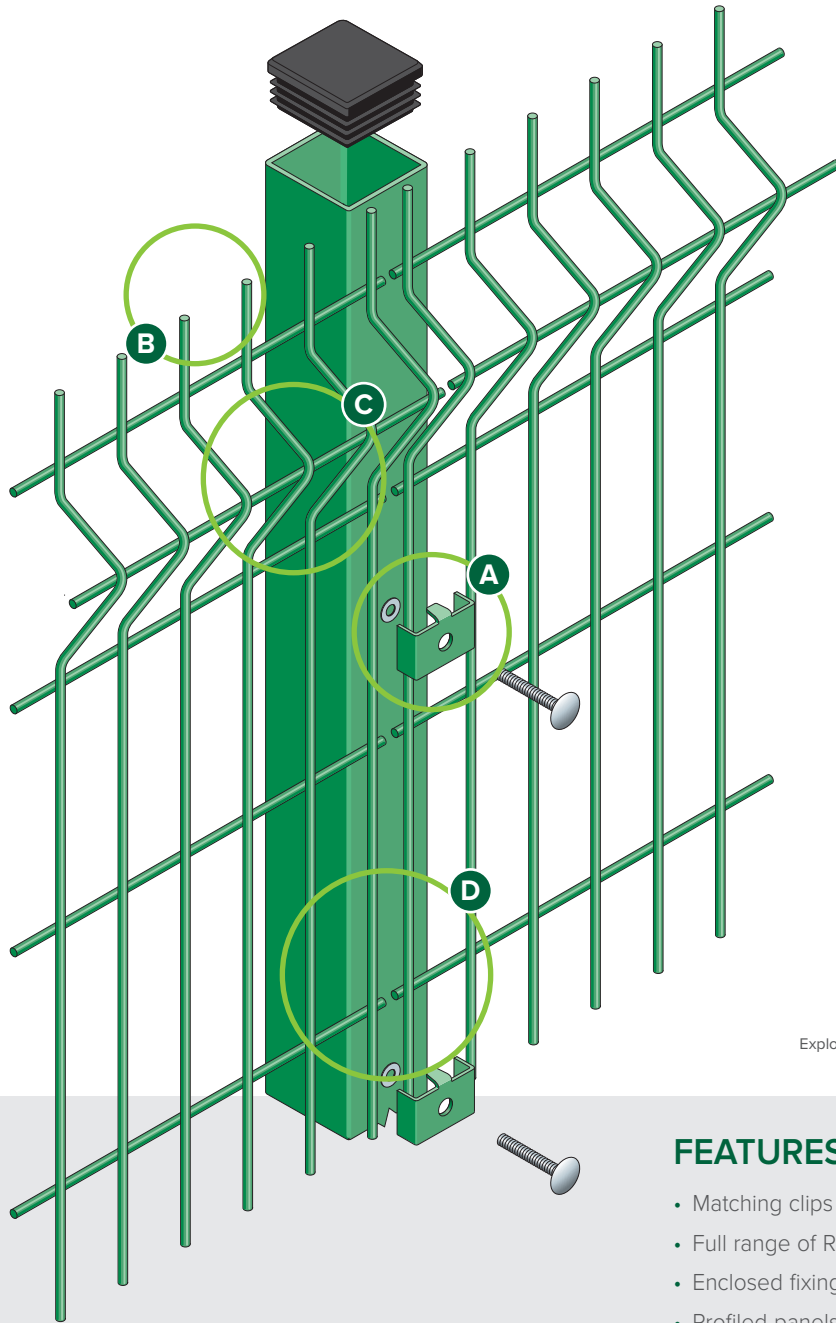
Vertical bar railings





ECLIPSE-60™

PROFILED PANEL SYSTEM



- A** Easy fixing security clips
- B** 30mm projecting spikes
- C** Fully resistant welded joints with 5mm wires
- D** Galvanised and polyester powder coated RHS post



Exploded view of post and fixing details for Eclipse-60 panel system

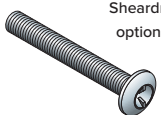
FEATURES

- Matching clips
- Full range of RAL colours available
- Enclosed fixings
- Profiled panels

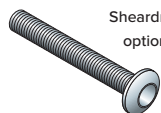
SUITABLE FOR

- Public buildings
- Car parks
- Solar sites
- Retail premises

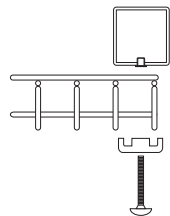
SYSTEM DETAILS



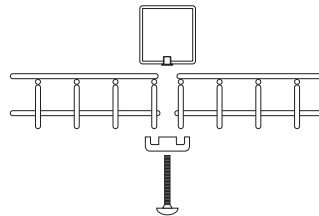
Sheardrive™ high security option before shearing



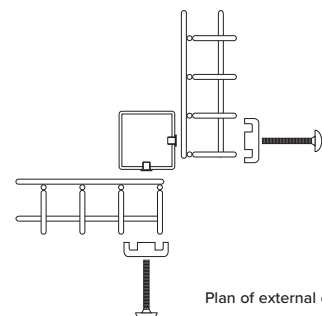
Sheardrive™ high security option after shearing



Plan of end



Plan of panels in line



Plan of external corner





DESCRIPTION

The new name in General Purpose Security Fencing, Eclipse-60™ offers the ideal fencing solution to your perimeter security requirements. Named after the size of its hollow steel posts - which measure 60 x 60mm - Eclipse-60™ is a cost-effective variant of the standard Exempla™ rigid mesh panel system.

Each profiled panel features 30mm projecting spikes, making them extremely difficult to climb over, and ensures your fencing provides an excellent deterrent against vandals and intruders.

This Eclipse-60™ wire mesh fencing panel system uses strong wrap-around metal clips (rather than a clamp bar) to hold the welded steel mesh panels to the steel posts. These clips - with 90° angled returns that prevent tampering - fit into threaded inserts on the posts and are fixed in place using pin torx bolts for enhanced security.

The profiled mesh panels are first galvanised and then polyester powder-coated and whether it is protecting public buildings, car parks, business parks or retail premises, the Eclipse-60™ system is available in a full range of RAL colours, so you can match it to your corporate colour scheme.

FINISH

After stringent cleaning and treatment, our welded galvanised steel wire mesh fencing panels are polyester powder-coated to give a high adhered coating in green RAL 6005 (full spectrum of colours available).

PANEL DIMENSIONS

Heights	1230, 1730, 1930, 2330, 3030mm*
Panel width	2500mm or 3000mm (up to 2330mm) *2800mm (3030mm only)
Mesh size	200 x 50mm
Wire diameter	5mm
Triangular folds	3
Top edge projection	30mm†

* Can be inverted to give flush edge.

All dimensions are nominal

ECLIPSE-60 POSTS

For the Eclipse profiled panel system, CLD have developed a unique style of individually clipping the panels to the posts, using a preformed clip which clamps the panel securely to the posts by fitting across the front and then secured with capped off bolt heads.

The clip is then fixed into place using a tamper resistant bolt which screws into an insert in the face of the post. These clips are strategically spaced apart depending on the height of the panel to maximise security and to allow stepping of panels for the accommodation of sloping ground.

SLOPING GROUND


Panels can be stepped as required. Where gradients exceed 1:16, it is recommended that taller panels are either part-buried or additional posts are used.



VARIATIONS

In addition to the standard posts many variations are available to accommodate site requirements:

- Alternative sections
- Wall fixing plates, cranked posts or base plated
- Cranked or straight extensions for barbed or razor wire
- Cranked panels
- Spigoted base plate

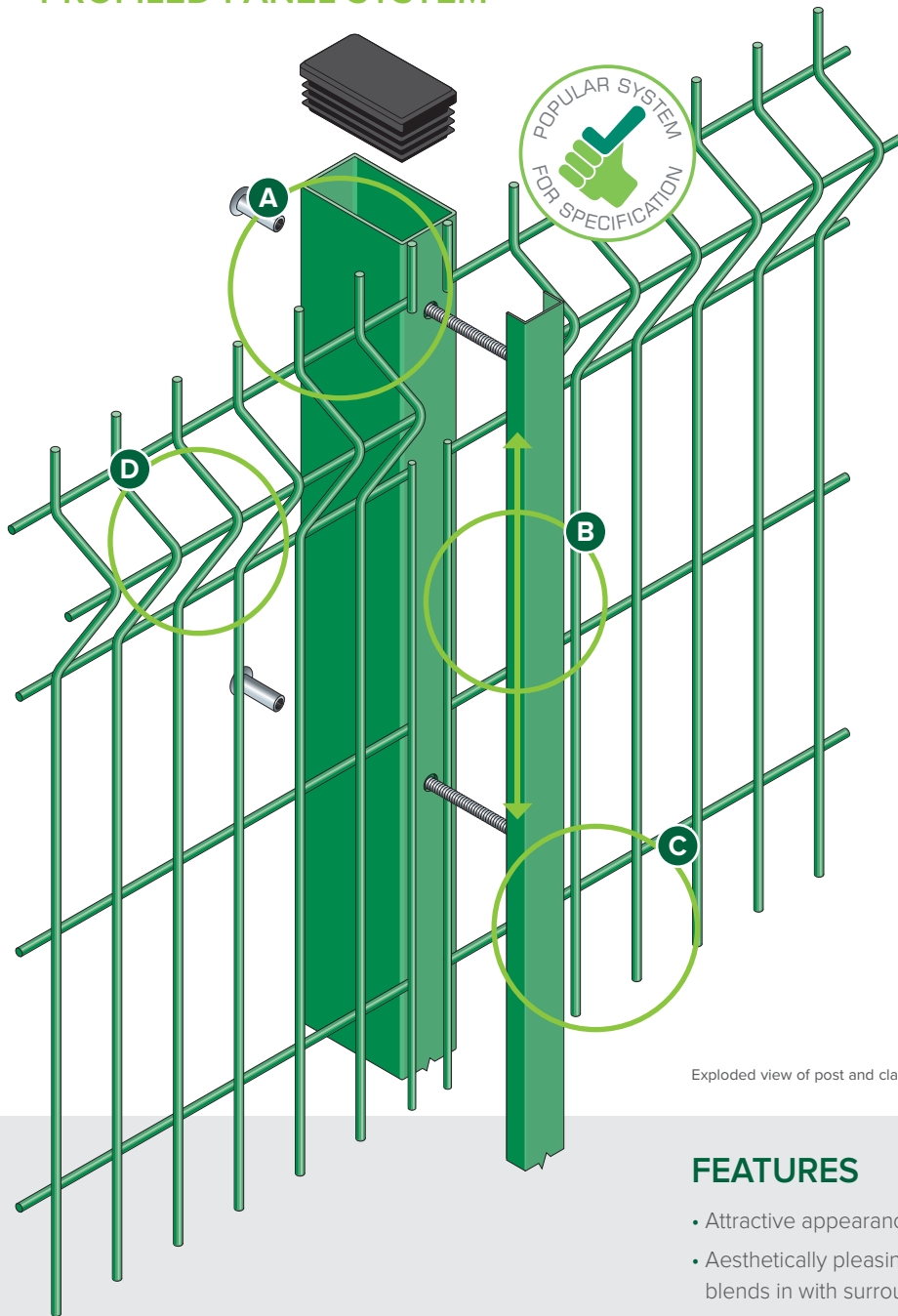


DIMENSIONS

Posts	60 x 60mm RHS (up to 2330mm) 80 x 40mm RHS (up to 3000mm)
Corner posts	60 x 60mm
Post centres	2510mm or 3010mm (up to 2330mm) 2810mm (3030mm only)

EXEMPLA™

PROFILED PANEL SYSTEM



- A** Galvanised and polyester powder coated RHS post
- B** Full length clamp bar for secure fixing and infinitely variable panel stepping within post length
- C** Unique 'SafeTfix' hidden fixing system
- D** Profiled for extra strength

SafeTfix™



Exploded view of post and clamp for Exempla panel system

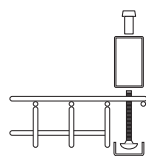
FEATURES

- Attractive appearance
- Aesthetically pleasing, effortlessly blends in with surroundings
- Wide range of height options
- Full range of RAL colours available

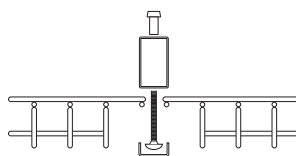
SUITABLE FOR

- Public buildings
- Schools
- Car parks
- Business parks and retail premises

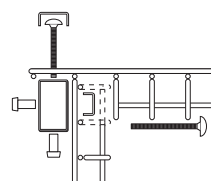
SYSTEM DETAILS



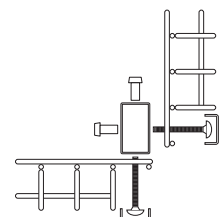
Plan of end



Plan of panels in line



Plan of internal corner



Plan of external corner



DESCRIPTION

When you need high quality multi-purpose fencing, the ever popular Exempla™ profiled panel system offers not only an aesthetically pleasing fencing solution, but also provides a robust first line of defence for public buildings, schools, car parks and retail premises.

Designed for quick and simple installation, Exempla™ features profiled rigid mesh panels securely fastened to 60 x40mm RHS steel posts and held in place our unique hidden fixing system, SafeTfix™; making it effortlessly easy to step panels up or down a slope.

Profiled for extra strength, panels are manufactured from 5mm galvanised steel wires which are welded at each cross over point. Finished in with polyester powder coating in either normal or marine grade you can be confident your fencing is well protected from the elements.

Available in a full spectrum of RAL colours, plus in a wide range of heights up to 3m, we can tailor-make Exempla™ fencing to fit your project perfectly.

FINISH

Galvanised and polyester powder-coated, after stringent cleaning and treatment, to give a well adhered coating of a minimum of 60 microns. The full RAL range of colours available.

PANEL DIMENSIONS

Heights	630, 830, 1030, 1230, 1530, 1730, 1930, 2330, 2530, 2730, 3030mm
Panel width	2485mm
Mesh size	200 x 55mm
Wire diameter	5mm
Triangular folds	2, 3, 4 or 5
Top edge projection	30mm [†]

[†] Can be inverted to give flush edge.

All dimensions are nominal

EXEMPLA POSTS AND CLAMPS

For the Exempla profiled panel system, CLD offers a standard post and clamp system which provides a complete method of securing, allowing infinitely variable stepping of panels. It is versatile, strong, simple to fix and vandal-resistant, yet allows panels to be removed without damage to either post or clamp. Accidentally damaged panels can be replaced without removing the post.




SLOPING GROUND

Panels can be stepped as required. Where gradients exceed 1:16, it is recommended that taller panels are either part-buried or additional posts are used.

VARIATIONS

In addition to the standard posts many variations are available to accommodate site requirements:

- Alternative sections
- Wall fixing plates, cranked posts or base plated
- Cranked or straight extensions for barbed or razor wire
- Cranked panels

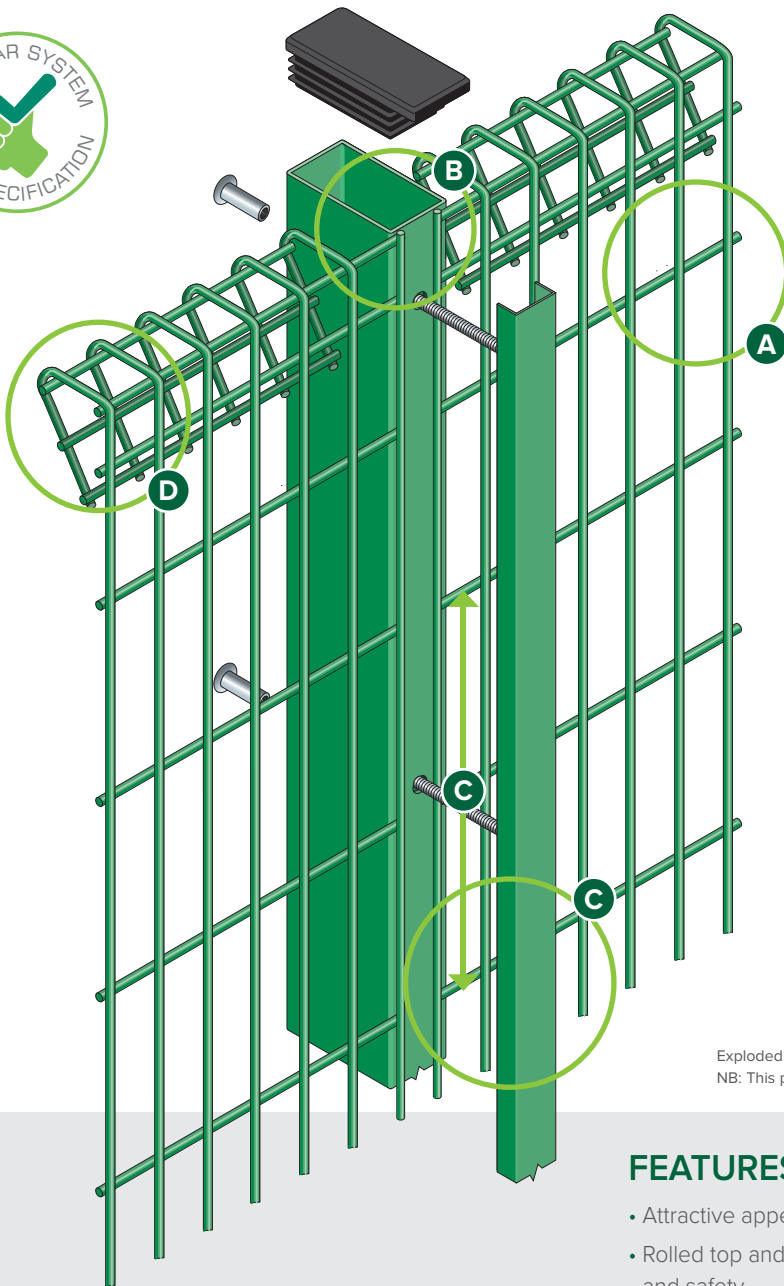


DIMENSIONS

Posts	60 x 40mm RHS (up to 2730mm) 80 x 40mm RHS (3030mm)
Clamping channels	41 x 21mm
Post centres	2495mm

ROTOP™

RIGID PANEL SYSTEM



- A** Fully resistant welded joints
- B** Galvanised and polyester powder coated RHS post
- C** Full length clamp bar for secure fixing and infinitely variable panel stepping within post length
- D** Rolled Top and Base

Conforms to **BS1722: Part 14**

Safefix™



Safefix fixing system for added safety & security.

Exploded view of post and clamp for Rotop panel system
 NB: This product has additional features not demonstrated for security reasons

FEATURES

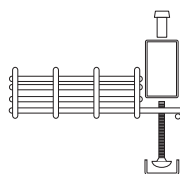
- Attractive appearance
- Rolled top and bottom beam for rigidity and safety
- Wide range of height options
- RAL colours available

SUITABLE FOR

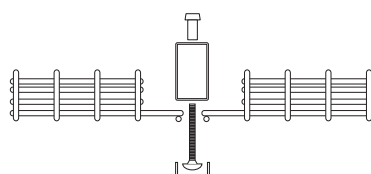
- Public buildings
- Schools
- Car parks
- Business parks and retail premises
- Sports stadiums

SYSTEM DETAILS

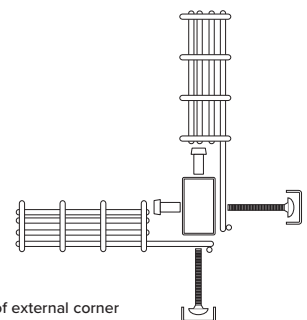
Drawings are for illustrative purpose only



Plan of end



Plan of panels in line



Plan of external corner





DESCRIPTION

There are times when fencing needs to be as practical and hard wearing as it is attractive, and the Rotop™ rigid panel system is exactly that. The welded steel mesh panels with rolled top and bottom beams, acts as an ideal perimeter while providing essential rigidity and safety. For projects that require a taller fence, we can offer a double lift system that provides a "middle roll" for enhanced aesthetics.

Perfect in places such as nurseries, primary schools and sports facilities, Rotop™ will keep its shape and remain strong despite the daily impacts of people and sporting equipment. Alternative uses include car parks, business parks and retail premises.

Each fencing panel is fitted to 60 x 40mm RHS steel posts using a full length clamp bar, while SafeTfix™ hidden security fixing allows for easy stepping when faced with a gradient. With many height options and RAL colours to choose from, it's a great all-round fencing solution.

Rotop™ also conforms to BS 1722-14 for open mesh steel panel fences, plus you get the added peace of mind of our standard 15 year guarantee against manufacturing defects.

FINISH

Galvanised and polyester powder-coated after stringent cleaning and treatment, to give a well adhered coating of a minimum of 60 microns. The full RAL range of colours are available.

PANEL DIMENSIONS

Heights	900, 1200, 1500, 1800mm (other heights available as double lift)
Panel width	3000mm
Mesh size	150 x 50mm
Wire diameter	5mm
Top edge projection	Nil wire is flush on all edges

All dimensions are nominal

ROTOP POSTS AND CLAMPS

The RHS posts are supplied complete with a full-length clamping channel, fixed with cup square M8 bolts and SafeTfix™ nuts or permacone nuts.

SLOPING GROUND

Panels can be stepped as required. Where gradients exceed 1:16, it is recommended that taller panels are either part-buried or additional posts are used.

VARIATIONS


In addition to the standard posts many variations are available to accommodate site requirements:

- Alternative sections
- Wall fixing plates, cranked posts or base plated



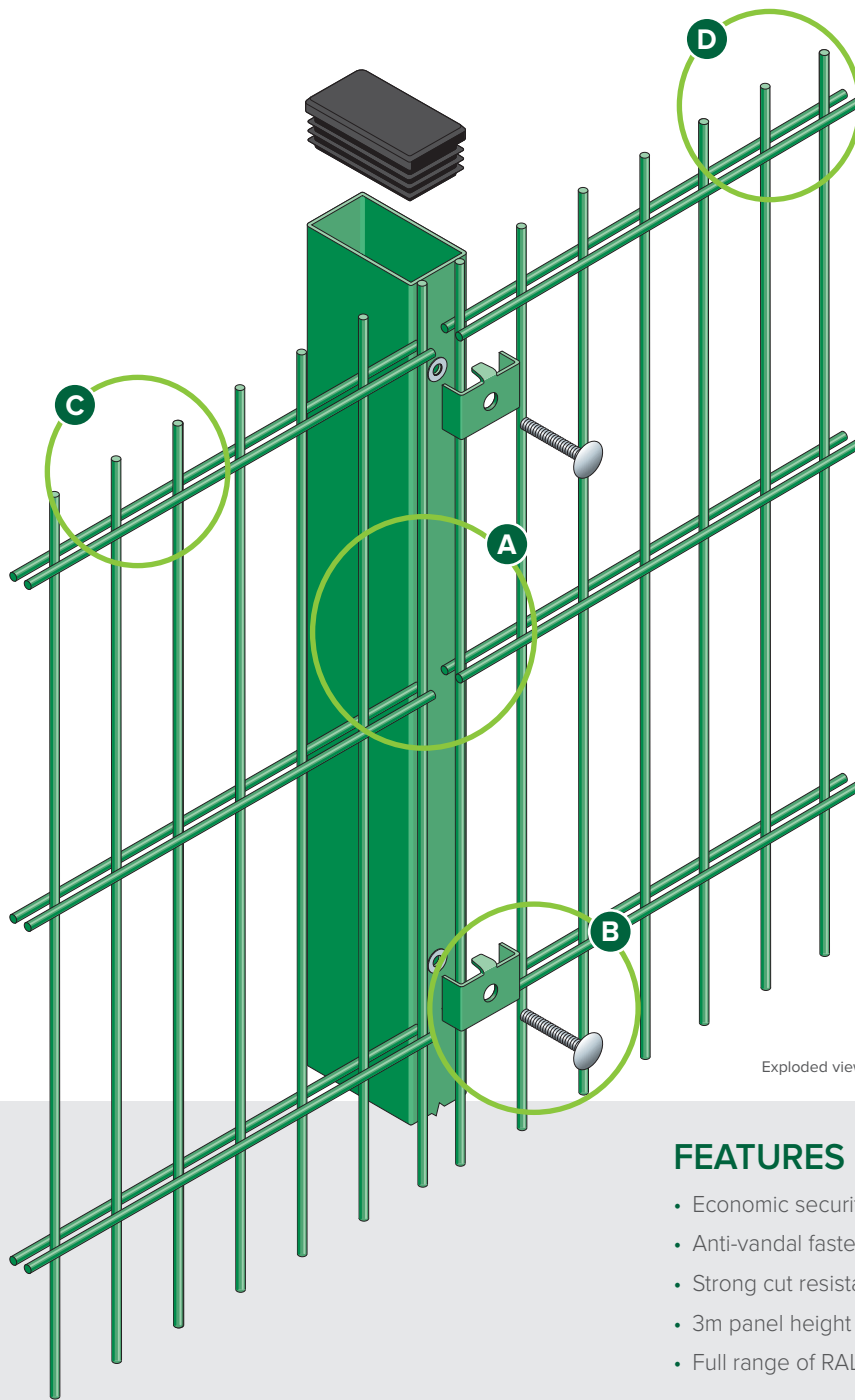
DIMENSIONS

Posts	60 x 40mm RHS
Clamping channels	41 x 21mm
Post centres	3010mm



DULOK-LITE™

DOUBLE WIRE PANEL SYSTEM



- A** Galvanised and polyester powder coated post and panel
- B** Steel security clip with security pin hex screw
- C** Twin horizontal wires for maximum rigidity
- D** 30mm edge protection to provide anti-climb deterrent



Sheardrive™ option

Exploded view of post and fixing detail for Dulok-Lite double wire panel system

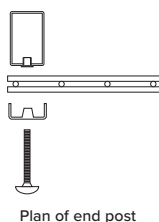
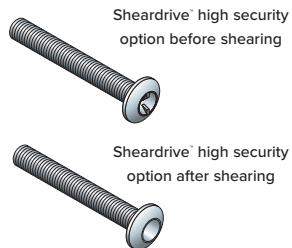
FEATURES

- Economic security solution
- Anti-vandal fasteners
- Strong cut resistant double wire panels
- 3m panel height available
- Full range of RAL colours available

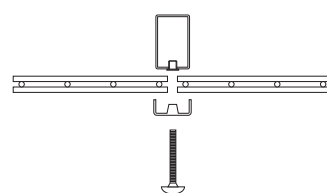
SUITABLE FOR

- School playgrounds
- Public buildings
- Schools
- Car parks
- Business parks and retail premises

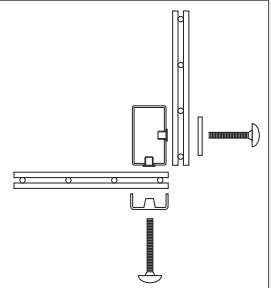
SYSTEM DETAILS



Plan of end post



Plan of panels in line



Plan of external corner



DESCRIPTION

The perfect example of a true multi-use fencing system, the Dulok-Lite™ double wire panel system is suitable anywhere you need anti-cut-through protection, including school playgrounds, retail premises, business parks, public buildings and secure car parks.

Dulok-Lite™ is manufactured from twin 6mm diameter horizontal wires either side of 5mm diameter vertical wires, providing an excellent defence against vandals and intruders.

Panels are fixed to steel posts using metal clips with tamper-proof angled returns, which are secured in place with pin hex screws for added security. And if you need even more protection, Dulok-Lite™ is available in a Secured by Design option – Dulok-6 SR1.

For quality assurance and added peace of mind, the system also conforms to BS 1722-14 for open mesh steel panel fences.

FINISH

Galvanised and polyester powder-coated, after stringent cleaning and treatment, to give a well adhered coating of a minimum of 60 microns. The full RAL range of colours available.

PANEL DIMENSIONS

Heights	630, 830, 1030, 1230, 1430, 1630, 1830, 2030, 2430, 2660, 2860, 3030, 3460, 3660, 3860, 4060mm
Panel width	2506mm
Mesh size	200 x 50mm
Wire diameter	5mm verticals and twin 6mm horizontals
Top edge projection	30mm [†]

[†] Can be inverted to give flush edge.

All dimensions are nominal

DULOK-LITE POSTS AND CLIPS

For the Dulok-Lite Double Wire panel system CLD has developed a post and clip system which provides a simple method of securing. Complete with an anti-vandal fastener, installed with either a battery-powered driver or traditional tools, this system offers a rapid and secure installation.



SLOPING GROUND

Panels can be stepped as required. Where gradients exceed 1:16, it is recommended that taller panels are either part-buried or additional posts are used.

VARIATIONS

The posts are available in a range of lengths to accommodate panel heights and ground conditions. In addition, many variations are available:

- Wall fixing plates, cranked posts or base plated
- Cranked or straight extensions for barbed or razor wire
- Cranked panels




DIMENSIONS


Posts	60 x 40mm to 80 x 40mm RHS dependant on height
Clips	47 x 25mm steel
Post centres	2520mm

FLEXA-RAIL™

VERTICAL BAR RAILINGS



- A** Safe tops
- B** Variable raking
- C** 25.4mm Diameter Round Bar Tube



FEATURES

- Follows ground contours, so no stepping is required
- Large range of styles from standard bow top to spearhead finial
- RAL colours available

SUITABLE FOR

- Playgrounds
- Recreation grounds
- New build housing



DESCRIPTION

Uneven ground can often cause problems when installing a new fencing system, but thanks to the revolutionary self-raking panels of the Flexa-Rail™, it follows the contours of even the steepest of gradients without the need for stepping.

These vertical tubular bar railings are available in a variety of heights from 900 to 2400mm. Shorter panels are incredibly popular around children's playgrounds, recreation areas, and new build housing, with the standard bow-tops being approved by the Royal Society for the Prevention of Accidents (ROSPA) for use around children's play areas.

When your physical security needs to be ramped up, Flexa-Rail™ is flexible too, with taller panels creating a formidable barrier around the outer perimeter of schools, offering the option of vertical bar tops with spearhead finials to deter any intruder.

FINISH

Galvanised and polyester powder coated. The standard colours are Green RAL 6005 or Black RAL 9005. Full RAL range of colours available.

DIMENSIONS

Heights	900, 1000, 1200, 1500, 1800, 2000, 2100, 2400mm
Tubular bars	25.4mm dia.
Horizontal rail	55 x 52mm
Panel width	2900 and 2500mm
Posts	60 x 60mm RHS, 46 x 117mm HD section, 60.3mm dia. tubular
Post centres	Standard – 2890mm (900 to 1500mm) Standard – 2840mm (1800 to 2400mm) Playsafe – 2565mm

All dimensions are nominal



2.0 PERIMETER SECURITY FENCING SYSTEMS

EXEMPLA™

Profiled panel system

MULTIPLUS™

Profiled panel system

ULTIMATE™

Profiled panel system

ULTIMATE EXTRA™

Profiled panel system

DULOK™

Double wire panel system

DULOK-25™

Double wire security panel system

SECURUS-LITE™

Flat panel system

SECUREOGRIL™

Rigid fencing system

SAFEOGRIL™

Rigid fencing system

VIZOGRIL™

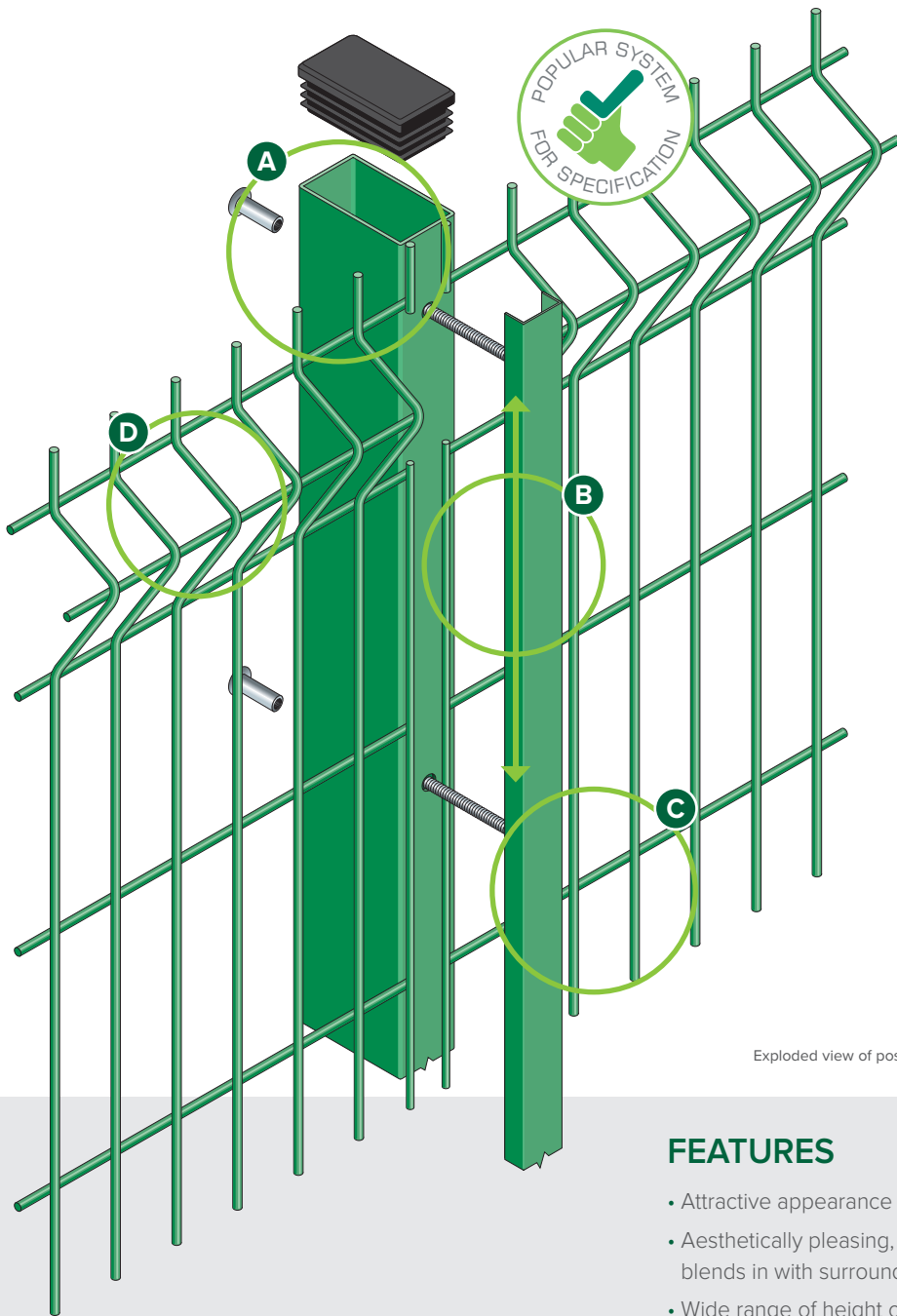
Rigid fencing system






EXEMPLA™

PROFILED PANEL SYSTEM



- A** Galvanised and polyester powder coated panels and posts
- B** Full length clamp bar for secure fixing and infinitely variable panel stepping within post length
- C** Unique 'SafeTfix' hidden fixing system
- D** Profiled for extra strength

SafeTfix™



SafeTfix fixing system for added safety & security.



Exploded view of post and clamp for Exempla panel system

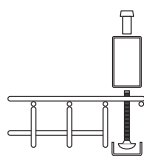
FEATURES

- Attractive appearance
- Aesthetically pleasing, effortlessly blends in with surroundings
- Wide range of height options
- Full range of RAL colours available

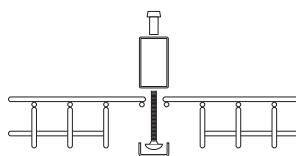
SUITABLE FOR

- Public buildings
- Schools
- Car parks
- Business parks and retail premises

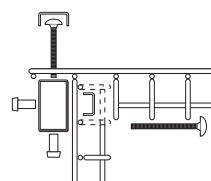
SYSTEM DETAILS



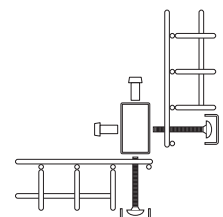
Plan of end



Plan of panels in line



Plan of internal corner



Plan of external corner



DESCRIPTION

The Exempla™ Perimeter Security Fencing Solution offers rigid profiled mesh panels matched with a secure fixing design unique to CLD Fencing Systems. The combination of these produces a fencing product that can stand up to the all the requirements of a secure fence line.

Designed for simple installation around the exterior of your property, premises or land, Exempla™ features rigid mesh panels held securely to 60 x 40mm RHS steel posts using our SafeTfix™ hidden fixing system.

Manufactured from 5mm steel wire and welded on each cross over point, the panels are profiled and finished in polyester powder coating for a superior finish.

Available in a choice of RAL colours to match your company or project branding the Exempla™ fencing solution is designed to be the first line of defence for your physical assets.

FINISH

Galvanised and polyester powder-coated, after stringent cleaning and treatment, to give a well adhered coating of a minimum of 60 microns. The full RAL range of colours available.

PANEL DIMENSIONS

Heights	630, 830, 1030, 1230, 1530, 1730, 1930, 2330, 2530, 2730, 3030mm
Panel width	2485mm
Mesh size	200 x 55mm
Wire diameter	5mm
Triangular folds	2, 3 or 4
Top edge projection	30mm †

† Can be inverted to give flush edge.
All dimensions are nominal

EXEMPLA POSTS AND CLAMPS

For the Exempla profiled panel system, CLD offers a standard post and clamp system which provides a complete method of securing, allowing infinitely variable stepping of panels. It is versatile, strong, simple to fix and vandal-resistant, yet allows panels to be removed without damage to either post or clamp. Accidentally damaged panels can be replaced without removing the post.



SLOPING GROUND

Panels can be stepped as required. Where gradients exceed 1:16, it is recommended that taller panels are either part-buried or additional posts are used.

VARIATIONS

In addition to the standard posts many variations are available to accommodate site requirements:

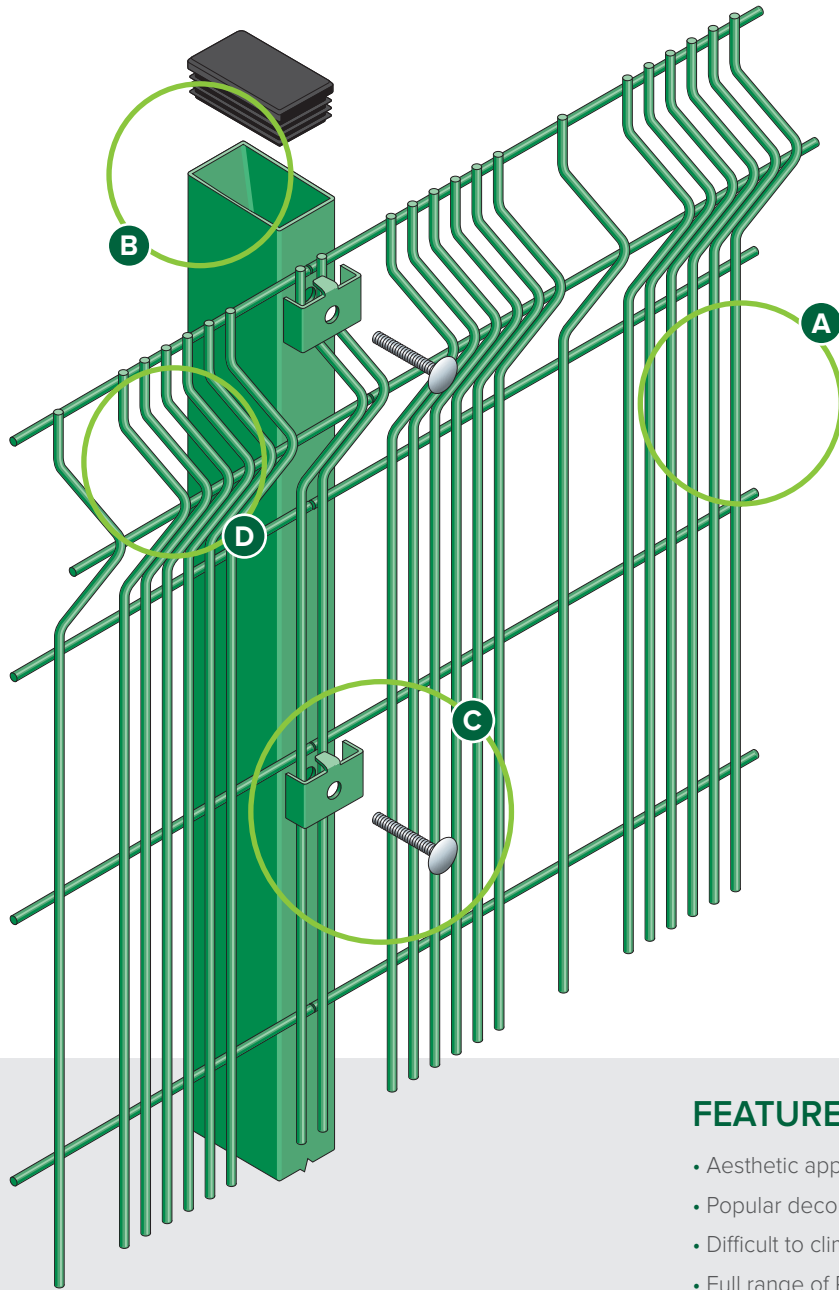
- Alternative sections
- Wall fixing plates, cranked posts or base plated
- Cranked or straight extensions for barbed or razor wire
- Cranked panels

DIMENSIONS

Posts	60 x 40mm RHS (up to 2730mm) 80 x 40mm RHS (3000mm)
Clamping channels	41 x 21mm
Post centres	2495mm

MULTIPLUS™

PROFILED PANEL SYSTEM



- A** Anti-climb close mesh
- B** Galvanised and polyester powder coated panels and posts
- C** Steel security clip with pin hex bolts for added security
- D** Profiled for extra strength

Conforms to **BS1722: Part 14**



Exploded view of post and clip for Multiplus panel system

FEATURES

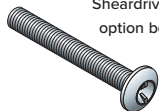
- Aesthetic appearance
- Popular decorative effect
- Difficult to climb
- Full range of RAL colours available

SUITABLE FOR

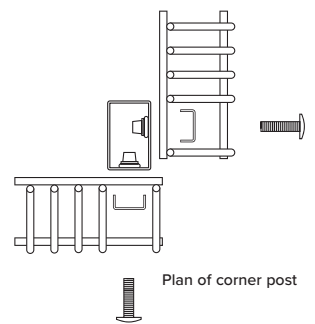
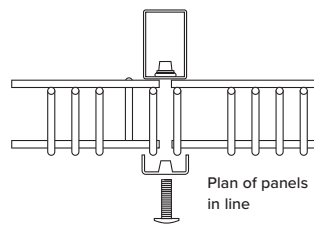
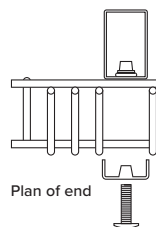
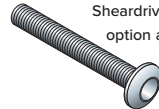
- Public buildings
- Schools
- Car parks
- Industrial buildings

SYSTEM DETAILS

Sheardrive™ high security option before shearing



Sheardrive™ high security option after shearing





DESCRIPTION

Offering a variable aperture mesh panel system that is both difficult to cut through and climb, the Multiplus™ profiled rigid mesh panel system is the next step in perimeter security solutions.

The welded steel wire mesh panels feature large upper profiles for extra strength and groups of 6 wires at 25mm wire centres followed by 45mm mesh apertures. This ever-popular decorative effect gives your fencing a uniquely stylish 'striped' appearance and offers increased security for your fence line.

Multiplus™ looks great around public buildings, schools, retail premises and industrial buildings. Featuring steel security clips and hex bolts fastening each panel to the galvanised 60 x 40mm RHS steel posts, this fencing system is built to last.

Multiplus™ conforms to BS 1722-14 for open mesh steel panel fences, providing excellent quality assurances and is covered by our 15 year guarantee.

FINISH

Our welded steel wire mesh, perimeter security fencing panels are galvanised and polyester powder-coated, after stringent cleaning and treatment, to give a well adhered coating of 60 microns. RAL range of colours available.

PANEL DIMENSIONS

Heights	1800, 2000, 2400, 3000mm
Panel width	3000mm
Mesh size	200 x 45mm (200 x 25mm variable)
Wire diameter	4mm vertical and 6mm horizontal
Triangular folds	3
Top edge projection	Nil wire is flush on all edges

All dimensions are nominal



SLOPING GROUND

Panels can be stepped as required. Where gradients exceed 1:20 or 1:16, it is recommended that taller panels are either part-buried or additional posts are used.

VARIATIONS

In addition to the standard posts many variations are available to accommodate site requirements:

- Alternative sections
- Wall fixing plates, cranked posts or base plated
- Cranked or straight extensions for barbed or razor wire
- Cranked panels

DIMENSIONS

Posts	60 x 40mm RHS (up to 2400mm) 80 x 40mm RHS (3000mm)
Clips	47 x 25 x 3mm
Post centres	3010mm

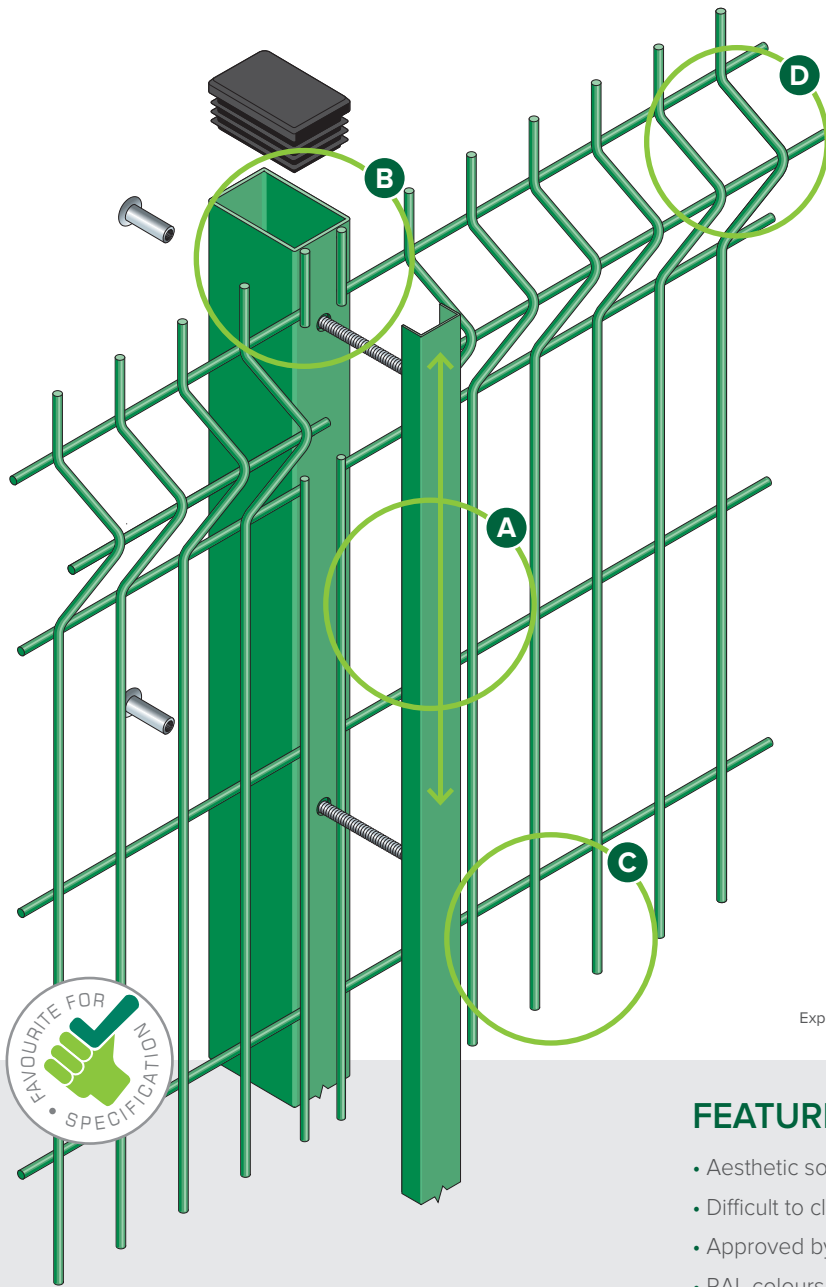
MULTIPLUS POSTS AND CLIPS

The RHS posts are supplied complete with a 3 mm thick clip that locates down the side of the post, fixed with M8 bolts into threaded inserts. Alternative method of fixing is available as Sheardrive™ or through fixing cup square bolts and shear-nuts.



ULTIMATE™

PROFILED PANEL SYSTEM



- A** Full length clamp bar for secure fixing and infinitely variable panel stepping within post length
- B** Galvanised and polyester powder coated panels and posts
- C** Unique 'SafeTfix' hidden fixing system
- D** Profiled for extra strength

Conforms to **BS1722: Part 14**

SafeTfix™



SafeTfix fixing system for added safety and security.



Exploded view of post and clamp for Ultimate panel system

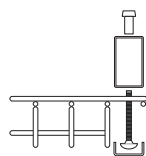
FEATURES

- Aesthetic solution
- Difficult to climb
- Approved by planning authorities
- RAL colours available

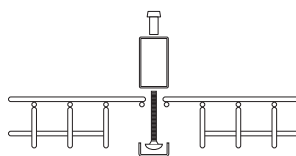
SUITABLE FOR

- Industrial buildings
- Public buildings
- Schools
- Airports and seaports

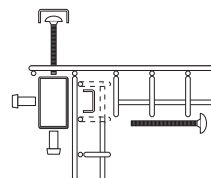
SYSTEM DETAILS



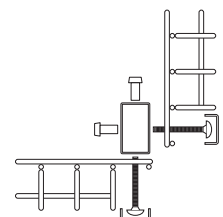
Plan of end



Plan of panels in line



Plan of internal corner



Plan of external corner



DESCRIPTION

With so many perimeter fencing systems to choose from, it can be difficult to pick the one that's right for you. But like its name suggests, our Ultimate™ profiled panel system is one of the most popular, highest quality and hugely versatile options available on the market.

Approved by a multitude of planning authorities, this welded steel wire mesh panel system is suitable for industrial and public buildings, schools, and even high security locations like airports and seaports.

Ultimate™ offers strong profiled panels with close wire centres, which are fixed securely to posts using a full length clamp bar. This not only makes your fencing exceptionally secure and difficult for intruders to climb, but it looks modern and stylish around the border of your premises.

25mm Spikes at the top of each panel enhance the security of the Ultimate™ fencing, and are matched by the added peace of mind that it conforms to BS 1722-14 for open mesh steel panel fences.

FINISH

Galvanised and polyester powder-coated, after stringent cleaning and treatment, to give a well adhered coating of 60 microns. RAL range of colours available.

PANEL DIMENSIONS

Heights	1800, 2030, 2430, 3030mm
Panel width	2475mm (up to 2430mm) 2050mm (3030mm)
Mesh size	165 x 38mm
Wire diameter	5mm
Triangular folds	3 or 4
Top edge projection	25mm [†]

[†] Can be inverted to give flush edge.
All dimensions are nominal

ULTIMATE POSTS AND CLAMPS

For the Ultimate profiled panel system CLD has developed a post and clamp system which provides a simple method of securing. Complete with an anti-vandal fastener, installed with either a battery-powered driver or traditional tools, this system offers a rapid and secure installation.

SLOPING GROUND

Panels can be stepped as required. Where gradients exceed 1:20, it is recommended that taller panels are either part-buried or additional posts are used.

VARIATIONS

The posts are available in a range of lengths to accommodate panel heights and ground conditions. In addition, many variations are available:

- Wall fixing plates, cranked posts or base plated
- Cranked or straight extensions for barbed or razor wire
- Cranked panels

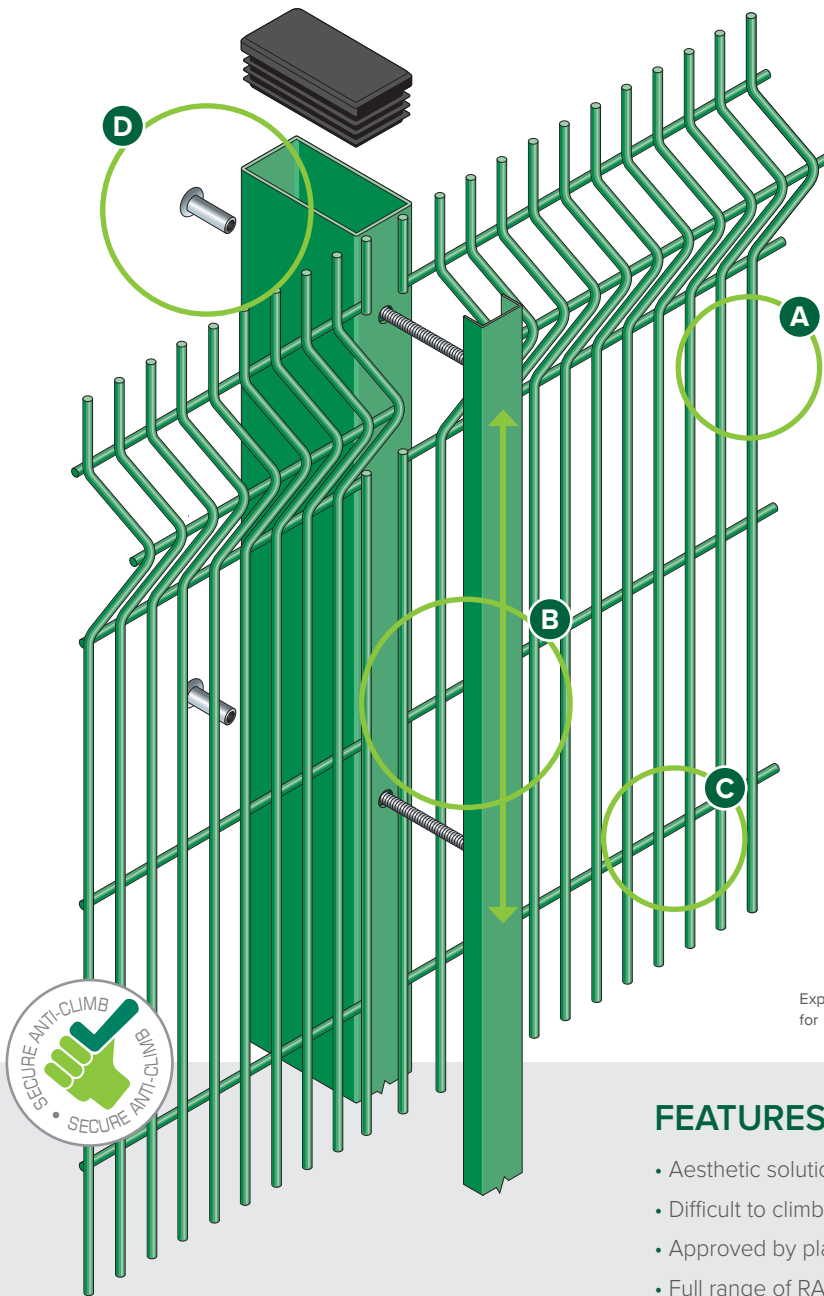
DIMENSIONS

Posts	60 x 40mm RHS (up to 2730mm) 80 x 40mm RHS (3030mm)
Clamping channels	41 x 21mm steel
Post centres	2485mm (up to 2430mm) 2060mm (3030mm)



ULTIMATE EXTRA™

PROFILED PANEL SYSTEM



- A** Galvanised and polyester powder coated RHS post
- B** Full length channel clamp bar for invariable stepping
- C** 6mm wire diameter at close aperture for maximum security
- D** SafeTFix hidden fixing system

Conforms to **BS1722: Part 14**

SafeTFix™



n55Plus

SafeTFix fixing system for added safety and security.

Exploded view of post and clamp for Ultimate Extra panel system

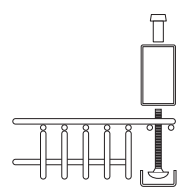
FEATURES

- Aesthetic solution
- Difficult to climb
- Approved by planning authorities
- Full range of RAL colours

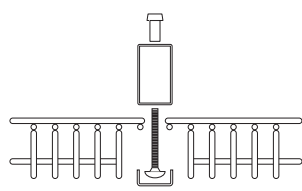
SUITABLE FOR

- MOD
- Airports and seaports
- Police stations & secure units
- Power stations

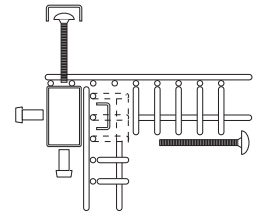
SYSTEM DETAILS



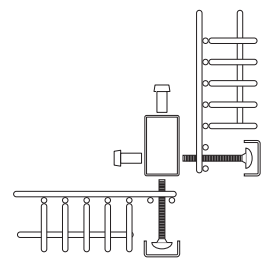
Plan of end



Plan of panels in line



Plan of internal corner



Plan of external corner



DESCRIPTION

Offering all the security features of the standard Ultimate™ profiled panel system - but with thicker and denser wire panels - Ultimate Extra™ provides even more protection as perimeter fencing for high-status premises including schools, seaports and airports.

The vertical 6mm heavy duty wire are just 25mm apart on each panel, providing great strength and proving extremely difficult to climb. Upper profiles enhance the strength of the fencing, along with a galvanised and polyester powder coated security post and clamp bar.

Specified across the United Kingdom by Councils and Security Consultants, the Ultimate Extra™ conforms to BS 1722-14 for open mesh steel panel fences. This popular choice also offers excellent visibility despite the close wire centres and regardless of the wide range of RAL colour you decide upon.

FINISH

Galvanised and polyester powder-coated, after stringent cleaning and treatment, to give a well adhered coating of 60 microns. RAL range of colours available.

PANEL DIMENSIONS

Heights	1800, 2030, 2430, 3030mm
Panel width	2475mm (up to 2430mm) 2050mm (3030mm)
Mesh size	165 x 25mm
Wire diameter	6mm
Triangular folds	3 or 4
Top edge projection	25mm [†]


[†] Can be inverted to give flush edge.
All dimensions are nominal

ULTIMATE EXTRA POSTS AND CLAMPS

For the Ultimate Extra profiled panel system, CLD offers a standard post and clamp system which provides a complete method of securing, allowing infinitely variable stepping of panels. It is versatile, strong, simple to fix and vandal resistant, yet allows panels to be removed without damage to either post or clamp. Accidentally damaged panels can be replaced without removing the post.

SLOPING GROUND

Panels can be stepped as required. Where gradients exceed 1:16, it is recommended that taller panels are either part-buried or additional posts are used.



VARIATIONS

In addition to the standard posts many variations are available to accommodate site requirements:

- Alternative sections
- Wall fixing plates, cranked posts or base plated
- Cranked or straight extensions for barbed or razor wire
- Cranked panels

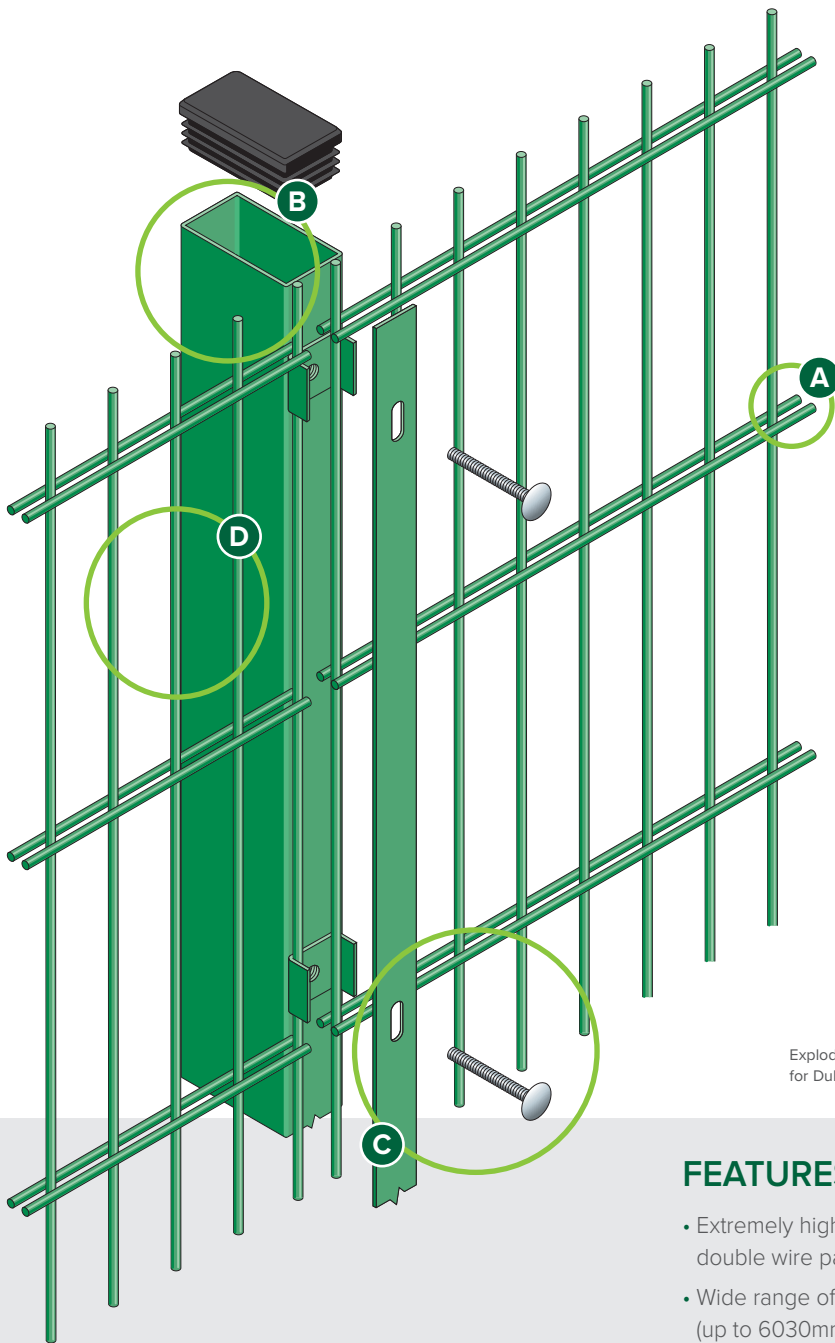


DIMENSIONS

Posts	80 x 40mm RHS
Clamping channels	41 x 21mm
Post centres	2485mm (up to 2430mm) 2060mm (3030mm)

DULOK™

DOUBLE WIRE PANEL SYSTEM



- A** Twin 8mm wire either side of a 6mm vertical wire
- B** Galvanised and polyester powder coated panels and posts
- C** Pin hex security screw
- D** No visible fixings on reverse of post

Conforms to **BS1722: Part 14**



Sheardrive™ option

Exploded view of post and clamp for Dulok panel system

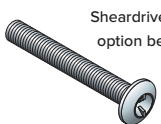
FEATURES

- Extremely high, anti-cut-through, double wire panels
- Wide range of height options (up to 6030mm high)
- RAL colours available

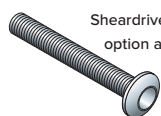
SUITABLE FOR

- Public buildings
- Schools
- Industrial buildings
- Multi-use games areas

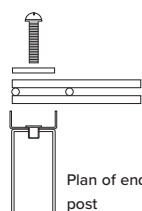
SYSTEM DETAILS



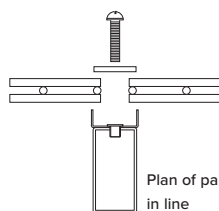
Sheardrive™ high security option before shearing



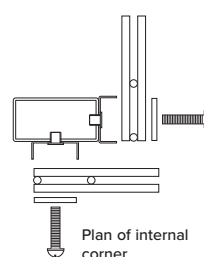
Sheardrive™ high security option after shearing



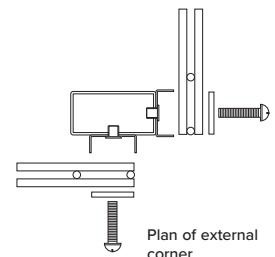
Plan of end post



Plan of panels in line



Plan of internal corner



Plan of external corner





DESCRIPTION

Preventing people from cutting through or climbing over your fencing system is essential for schools, sports grounds and many other public places. Using a double wire manufacturing process, the Dulok™ rigid mesh panel fencing system offers protection against both of these factors.

Each steel panel features twin 8mm wires welded either side of 6mm vertical wires, giving would-be intruders little chance of breaking through. Panels are fixed to steel posts using sturdy clamps and secured with pin hex security screws, with no visible fixings on the back of posts.

Available in a wide variety of RAL colours and over 20 different heights, Dulok™ double wire mesh fencing can be tailored for every installation. The system conforms to BS 1722-14 for open mesh steel panel fences as standard.

FINISH

Our welded steel wire mesh perimeter security fencing panels are hot dip galvanised only or galvanised and polyester powdercoated. The standard colour is Green RAL 6005. RAL range of colours available.

PANEL DIMENSIONS

Heights	630, 830, 1030, 1230, 1430, 1630, 1830, 2030, 2430, 2660, 2860, 3030, 3460, 3660, 3860, 4060, 4460, 4860, 5060, 5460, 5660, 6060mm
Panel width	2506mm
Mesh size	200 x 50mm
Wire diameter	6mm (verticals) and 2 x 8mm (horizontal) (also available in 6/5/6mm)
Top edge projection	30mm*

Notes: Fence heights above 3030 mm are made up of 2 or more panels.

* can be inverted to give flush edge.

All dimensions are nominal

DULOK POSTS AND CLAMPS

For the Dulok Double Wire panel system CLD has developed a post and clamp bar system which provides a simple method of securing. Complete with an anti-vandal fastener, installed with either a battery-powered driver or traditional tools, this system offers a rapid and secure installation.



SLOPING GROUND

Panels can be stepped as required within the clamp bar system.

Where gradients exceed 1:16, it is recommended that taller panels are either part-buried or additional posts are used.

VARIATIONS

The posts are available in a range of lengths to accommodate panel heights and ground conditions. In addition, many variations are available:

- Wall fixing plates, cranked posts or base plated
- Cranked or straight extensions for barbed or razor wire
- Cranked panels

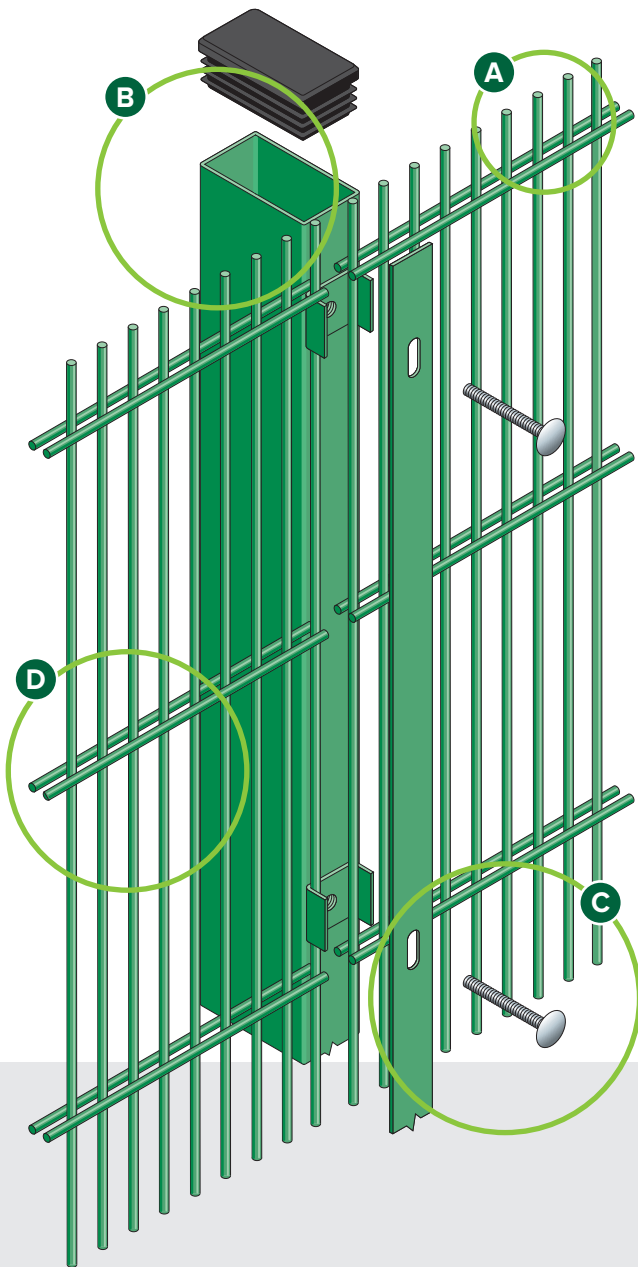


DIMENSIONS

Posts	60 x 40mm RHS to 120 x 60mm RHS dependant on height
Flat clamp bars	40 x 5mm
Post centres	2520mm

DULOK-25™

DOUBLE WIRE SECURITY PANEL SYSTEM



A Twin horizontal wires for anti-cut through properties and high rigidity

B Galvanised and polyester powder coated panels and posts

C Secure pin hex bolt for quick installation

D 25mm mesh aperture for maximum anti climb

Conforms to **BS1722: Part 14**



Sheardrive™ option



Exploded view of post and clamp for Dulok-25 double wire panel system

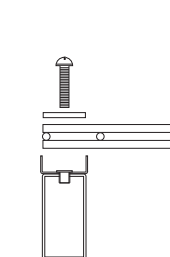
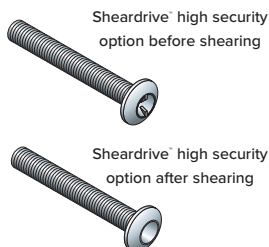
FEATURES

- Anti-cut double wire panels
- Anti-climb
- Wide range of height options (up to 6090mm high)
- Full range of RAL colours available

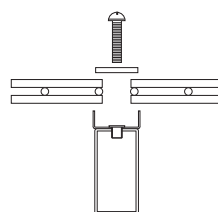
SUITABLE FOR

- Industrial and commercial buildings
- Public buildings
- MOD sites
- Police stations and secure units

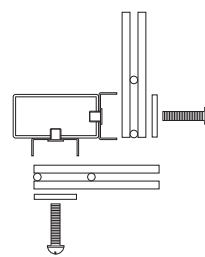
SYSTEM DETAILS



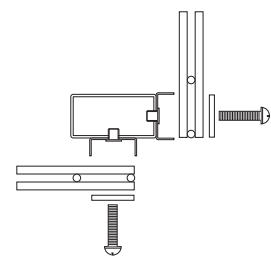
Plan of end post



Plan of panels in line



Plan of internal corner



Plan of external corner



DESCRIPTION

As one of the strongest and most impenetrable rigid mesh fencing systems on the market, the Dulok-25™ double wire panel system is a hugely popular perimeter choice when high security is vital.

Featuring two solid steel 8mm horizontal wires welded either side of 6mm vertical wires spaced just 25mm apart, Dulok-25™ double wire fencing is extremely dense and very difficult to cut through. Installation is quick and easy too, with panels fixed to each sturdy steel post using a full length clamp bar and pin hex security screws allowing stepping.

Available in heights up to 6090mm, it's the ideal choice for data centres, secure units, police stations and Ministry of Defence sites. Dulok-25™ also conforms to BS 1722-14 for open mesh steel panel fences and can be finished in a wide range of polyester powder coated RAL colours; including marine finish.

FINISH

Our welded steel wire mesh fencing panels are either hot dip galvanised only or galvanised and polyester powder-coated. RAL range of colours available.

PANEL DIMENSIONS

Heights†	1830, 2030, 2430, 3060, 4060, 4460, 5060, 5460, 6090mm
Panel width	2506mm
Mesh size	200 x 25mm
Wire diameter	6mm verticals 2 x 8mm horizontals
Top edge projection	30mm‡

† Fence heights above 2430mm are made up of 2 or more panels.

‡ Can be inverted to give flush edge.


All dimensions are nominal

DULOK-25 POSTS AND CLAMPS

For the Dulok-25 double wire panel system, CLD has developed a post and clamp bar system which provides a simple method of securing. Complete with an anti-vandal fastener and installed with either a battery-powered driver or traditional tools, this system offers a rapid and secure installation.

SLOPING GROUND

Panels can be stepped as required within the clamp bar system. Where gradients exceed 1:16, it is recommended that taller panels are either part-buried or additional posts are used.



VARIATIONS

The posts are available in a range of lengths to accommodate panel heights and ground conditions. In addition, many variations are available:

- Wall fixing plates, cranked posts or base plated
- Cranked or straight extensions for barbed or razor wire
- Cranked panels

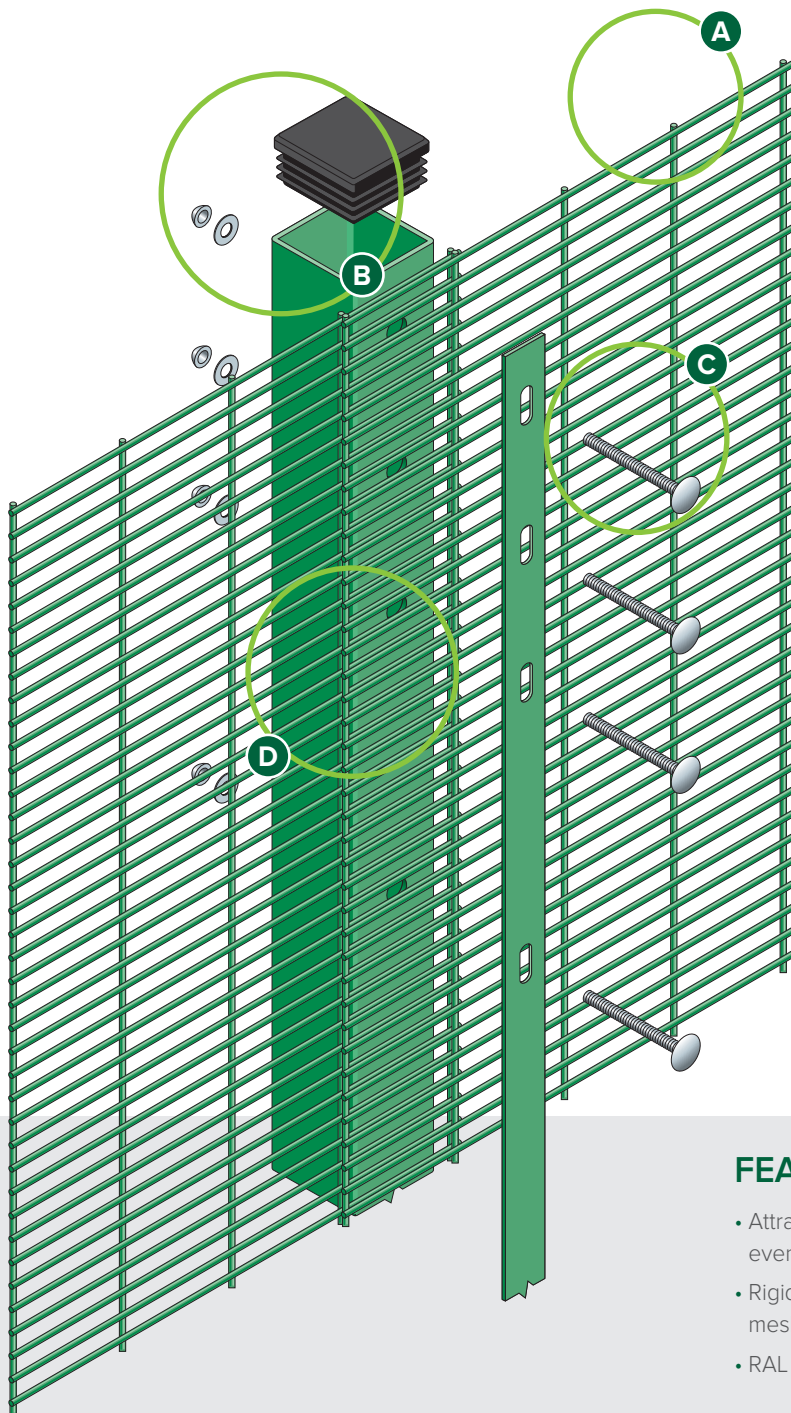


DIMENSIONS

Posts	60 x 40mm RHS to 120 x 60mm RHS dependant on height
Flat clamp bars	40 x 5mm
Post centres	2520mm

SECURUS-LITE™

FLAT PANEL SYSTEM



- A** Anti-climb close mesh
- B** Galvanised and polyester powder coated panels and posts
- C** Through bolt with security washer and non removable shear nut
- D** Overlapping panels with full length clamp bar

Conforms to **BS1722: Part 14**



Exploded view of post and fixing details for Securus-Lite panel system

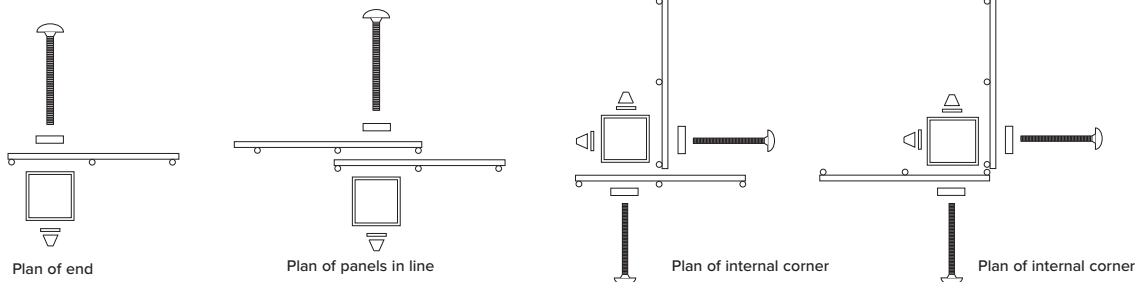
FEATURES

- Attractive appearance, even with dense wire mesh
- Rigid welded steel wire mesh panels
- RAL colours available

SUITABLE FOR

- Schools
- Industrial and commercial units
- Police stations and secure units
- MOD
- Airports and seaports

SYSTEM DETAILS





DESCRIPTION

When you need cost-effective security fencing and your main aim is preventing people from gaining access to your premises, the close mesh panels of Securus-Lite™ make it the ideal anti-climb option.

Each hard-wearing mesh panel is fixed to galvanised steel square posts using a full length clamp bar system matched with strong through bolts. This ensures quick and easy installation around any perimeter and maintains a great line of defence against any potential intruders.

Securus-Lite™ is hugely flexible for a range of high security locations, from schools, industrial and commercial units, police stations and secure units, Ministry of Defence sites, airports and seaports.

You also have quality assurances with this system conforming to BS 1722-14 for open mesh steel panel fences and Loss Prevention Standards 1175 Category 1 for fences at 2400mm and 3000mm high.

FINISH

Our Securus-Lite system is galvanised and polyester powder-coated after stringent cleaning and treatment to give a well-adhered coating of 60 microns. Or available as galvanised only which is a high aluminium content galvanising giving four times the life of BS 443. This finish is free of the sharps and irregularities found in the hot dip galvanising process. RAL range of colours available.

PANEL DIMENSIONS

Heights	1200, 1800, 2000, 2100, 2400, 3000 up to 5200mm
Panel width	2514mm
Mesh size	76.2 x 12.5mm
Wire diameter	4mm (horizontals and verticals)
Top edge projection	Nil – wire is flush on all edges

All dimensions are nominal

SECURUS-LITE POSTS

The CLD Securus Lite post is formed from square hollow section and from good grade steel. All bolts, clamps, washers and permacone fixings are galvanised for longevity.

SLOPING GROUND

Panels can be stepped as required on the post. Where gradients exceed 1:16, it is recommended that taller panels are either part-buried or additional posts are used. Panels can also be sloped to the following gradients, within the tolerance of the post section:

1800mm high: 1 in 45
2000mm high: 1 in 50
2400mm high: 1 in 60
3000mm high: 1 in 75

VARIATIONS


The posts are available in different lengths to accommodate panel heights and ground conditions.

- Wall fixing plates, cranked posts or base plated
- Cranked or straight extensions for barbed or razor wire
- Cranked panels

Posts made from standard sections are available.

DIMENSIONS

Posts	60 x 60mm SHS to 120 x 60mm RHS dependant on height
Clamping channels	30 x 5mm Flat
Post centres	2440mm



SECUREOGRIL™

RIGID FENCING SYSTEM



- A** Robust construction
- B** Blends perfectly into modern architecture
- C** Suitable for residential, industrial and commercial applications
- D** Can be used in security applications



FEATURES

- Heavy duty
- Flexible
- Cost effective
- Secure
- Available in any RAL colour

SUITABLE FOR

- Hospitals
- Hi-tech commercial
- Utility
- Modern industrial

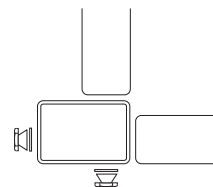
SYSTEM DETAILS



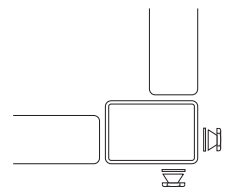
Plan of end



Plan of panels in line



Plan of internal corner



Plan of external corner



DESCRIPTION

Keeping up with the modernity of the many new build structures in urban areas can be challenging. However, high quality perimeter fencing like Secureogrill™ rigid fencing, you can have a professional, contemporary boundary to your premises regardless of the age or style of your buildings.

Secureogrill™ is the most versatile product within our rigid fencing range, offering a modern feel together with a host of security features that makes it ideal for: hospitals, hi-tech commercial buildings, utility facilities, and modern industrial sites.

The hard wearing and heavy duty condensed mesh panels are difficult to cut through, and being hot dipped galvanised and polyester powder coated; including marine finish, it will stand up to the harshest environments.

The flexibility of Secureogrill™ means that it will slot in perfectly around any residential or commercial premises, and with a range of RAL colours to choose from, it's highly customisable.

FINISH

Hot dipped galvanised and polyester powder coated to any RAL colour.

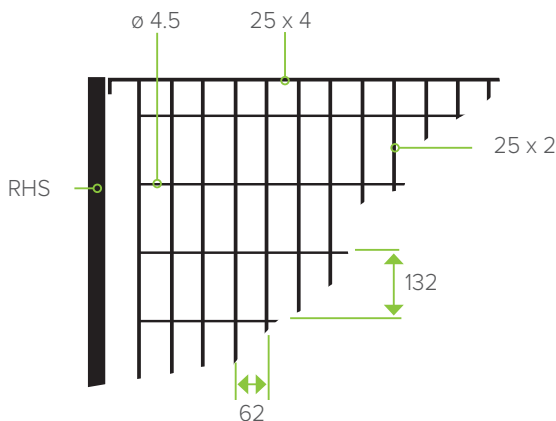
PANEL DIMENSIONS

Heights	930, 1194, 1326, 1458, 1722, 1986, 2118, 2514mm (Other heights available)
Panel width	1992mm
Mesh size	62 x 132mm
Posts	RHS or SHS depending upon application.
Top edge projection	Nil wire is flush on all edges

* Increased heights can be achieved by double height panels.

All dimensions are nominal

SYSTEM DETAILS



SAFEGRIL™

RIGID FENCING SYSTEM



A

Increased security

B

For enclosed areas

C

Advantage for CCTV

D

Strong and Robust construction



Exploded view of post and fixing details for Eclipse panel system

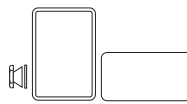
FEATURES

- Heavy duty
- Infill options
- Excellent visibility
- Safe
- Available in any RAL colour or galvanised only

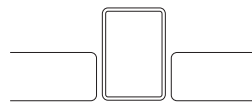
SUITABLE FOR

- Commercial buildings
- Multi-story car parks
- Public areas
- Utility suppliers

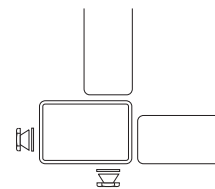
SYSTEM DETAILS



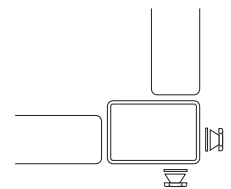
Plan of end



Plan of panels in line



Plan of internal corner



Plan of external corner



DESCRIPTION

The perfect mix between an architecturally pleasing boundary without compromising the inbuilt security features, our heavy duty Safeogril™ rigid fencing system is the next step in fencing.

Available in a range of heights, Safeogril™ has a strong and robust welded frame and a thick vertical flat bar - available in square or rectangular hollow steel – enhancing the rigidity of the system and extending the cut through time in the event of an attack.

The system is perfect for enclosed areas and provides more than adequate protection for commercial buildings, multi-storey car parks, public areas and utility suppliers.

The mesh panels offer excellent visibility and are finished in a galvanised and polyester powder coated range of RAL colours. Safeogril™ will serve as stylish and contemporary perimeter fencing for your organisation or premises for years to come.

FINISH

Hot dipped galvanised and polyester powder coated to any RAL colour.

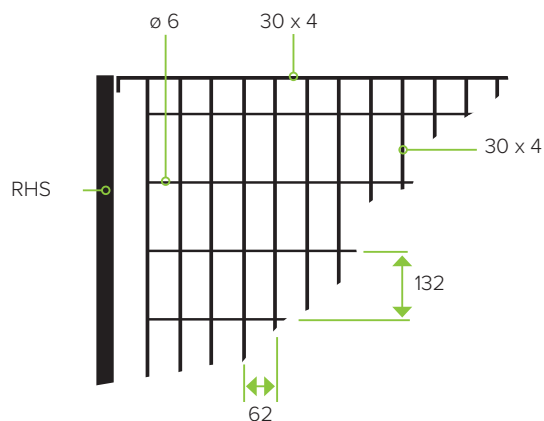
PANEL DIMENSIONS

Heights	930, 1194, 1326, 1458, 1722, 1986, 2118, 2514mm † (Other heights available)
Panel width	1992mm
Mesh size	62 x 132mm
Posts	RHS or SHS depending upon application.
Top edge projection	Nil wire is flush on all edges

† Increased heights can be achieved by double height panels.


All dimensions are nominal

SYSTEM DETAILS



VIZOGRIL™

RIGID FENCING SYSTEM



- A** Strong anti-cut features
- B** Excellent visibility
- C** Robust barrier construction
- D** Ideal for Multi-storey car parks

Conforms to **BS1722: Part 14**



Exploded view of post and fixing details for Eclipse panel system

FEATURES

- Secure
- Excellent visibility
- Safe
- Available in any RAL colour

SUITABLE FOR

- Airports
- Seaports
- Prestigious buildings
- Public places
- Multi-storey car parks

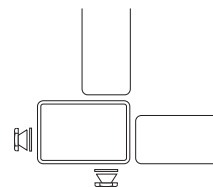
SYSTEM DETAILS



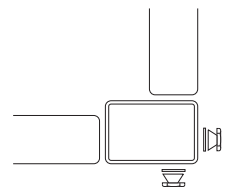
Plan of end



Plan of panels in line



Plan of internal corner



Plan of external corner



DESCRIPTION

The protection of high security places including airports, seaports and prestigious buildings can only be achieved with a high quality perimeter fencing system, and the security features of Vizogril™ make it the number one choice in rigid fencing systems.

Modern and renowned for its stability in the architectural world, the condensed strong mesh panels are incredibly difficult to cut through, and with heights up to 2514mm, Vizogril™ provides the perfect rugged boundary around your premises.

The rigid system also conforms to BS 1722 fencing standards, providing excellent quality assurances and a guarantee that you're investing in fencing that will perform to your expectations.

And in addition to the huge safety benefits they offer, Vizogril™ panels and posts are galvanised and polyester powder coated to any RAL colour, so they'll look great for many years to come.

FINISH

Hot dipped galvanised and polyester powder coated to any RAL colour.

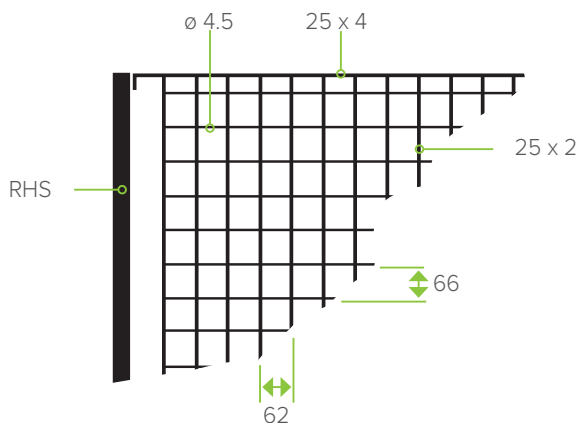
PANEL DIMENSIONS

Heights	930, 1194, 1326, 1458, 1722, 1986, 2118, 2514mm † (Other heights available)
Panel width	1992mm
Mesh size	62 x 66mm
Posts	RHS or SHS depending upon application.
Top edge projection	Nil wire is flush on all edges

† Increased heights can be achieved by double height panels.

All dimensions are nominal

SYSTEM DETAILS



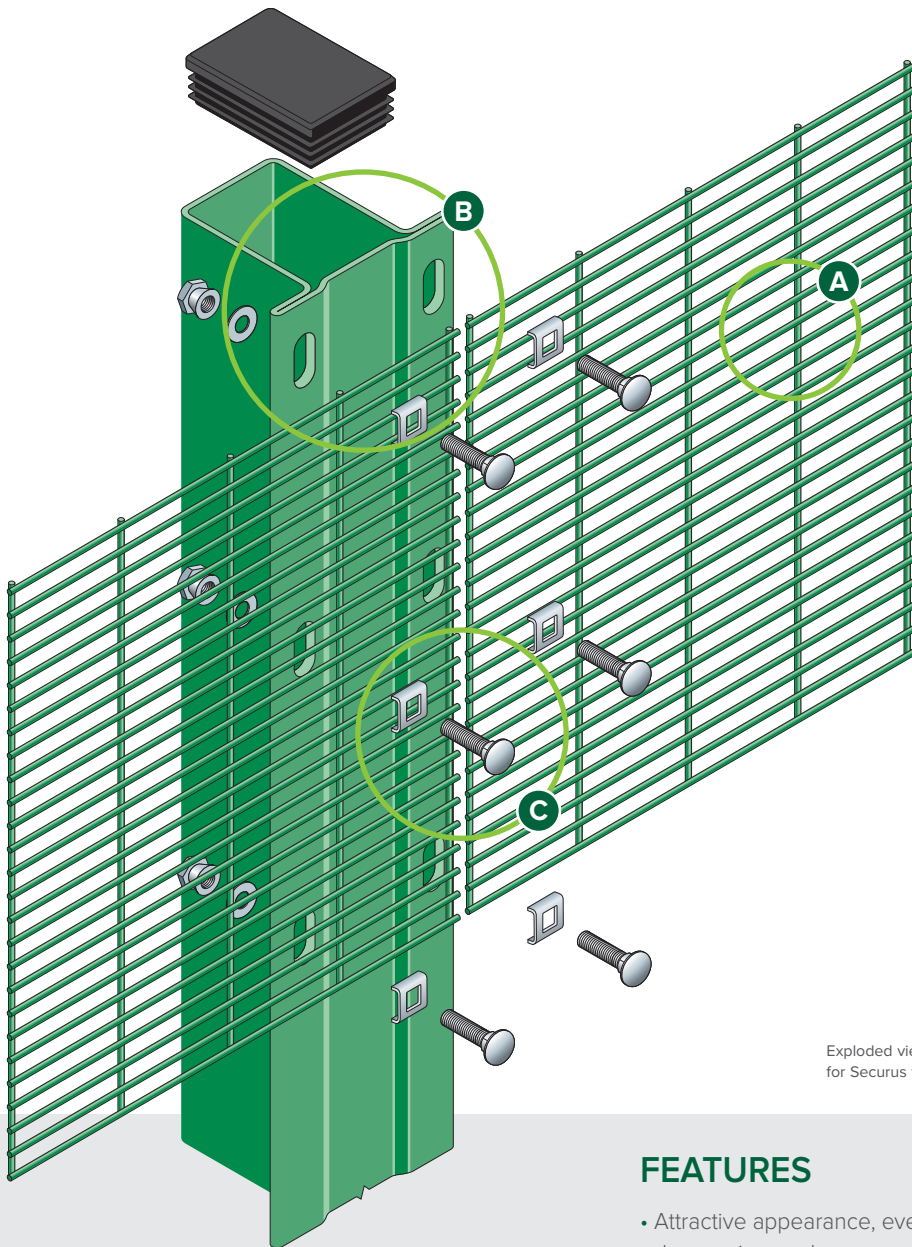
3.0 HIGH LEVEL SECURITY FENCING SYSTEMS

SECURUS™	Flat panel system	DULOK-8 SR1™	Double Wire Panel System to Secured by Design
SECURUS PROFILED™	Profiled panel system	DULOK-25 SR1™	Double wire panel system to Secured by Design
SECURUS SR1™	High Security to LPS 1175 Category 1	SCREENOGRIL™	Louvre fencing system
SECURUS AC™	High security flat panel System to LPS 1175 Category 2		
ULTIMATE EXTRA SR1™	Profiled panel system to Secured by Design		
DULOK-6 SR1™	Double Wire Panel System to Secured by Design		



SECURUS™

FLAT PANEL SYSTEM



- A** Anti-climb close mesh
- B** Continuous flanged post made from high strength steel for added durability
- C** Through bolt with security washer and non removable shearnut
- A** Galvanised and polyester powder coated panels and posts



Exploded view of post and fixing detail for Securus flat panel system

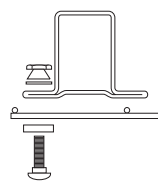
FEATURES

- Attractive appearance, even with dense wire mesh
- Rigid welded steel wire mesh panels
- RAL colours available

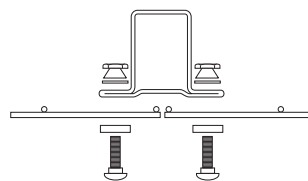
SUITABLE FOR

- Schools
- Industrial and commercial units
- Police stations and secure units
- MOD
- Airports and seaports

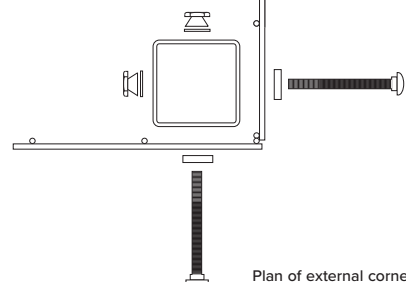
SYSTEM DETAILS



Plan of end post



Plan of panels in line



Plan of external corner



DESCRIPTION

Immensely versatile, incredibly hard wearing and the first line of defence in high security fencing systems, Securus™ is the number one choice for everywhere from schools and business parks right up to police stations, secure units and Ministry of Defence facilities that require a dedicated level of security fencing.

The 4mm welded steel wires that form each mesh panel are extremely difficult to climb over, and with each panel fixed to a continuous flanged steel post using non removable shear nuts, the strength of Securus™ ensures a great defence from vandals and intruders and it is ready to be upgraded to SRI should your threat level increase at any point.

With the flush finish of the panels, there's no overlapping, so installation is quick and easy. This also makes Securus™ ideal for sports facilities as an alternative to conventional rebound boards. It's available in a range of RAL colours too, so you can match it with your organisation's colour scheme.

FINISH

Our welded steel wire mesh fencing panels are galvanised and polyester powder-coated after stringent cleaning and treatment to give a well-adhered coating of 60 microns. Or available as galvanised only which is a high aluminium content galvanising giving four times the life of BS 443. This finish is free of the sharps and irregularities found in the hot dip galvanising process. RAL range of colours available.

PANEL DIMENSIONS

Heights	1830, 2030, 2440, 3000 mm other heights from 500mm up to 6000mm available on request with different post options
Panel width	2515mm
Mesh size	76.2 x 12.5mm
Wire diameter	4mm (horizontals and verticals)
Top edge projection	Nil – wire is flush on all edges

All dimensions are nominal

SECURUS POSTS AND CLIPS

For the Securus flat panel system, CLD offers their own unique state of the art post. A roll formed section designed to facilitate ease of installation, providing maximum security when combined with security fastenings.

SLOPING GROUND

Panels can be stepped as required on the post system. Where gradients exceed 1:16, it is recommended that taller panels are either part-buried or additional posts are used. Panels can also be sloped to the following gradients, within the tolerance of the post section:

- 1830mm high: 1 in 45
- 2030mm high: 1 in 50
- 2440mm high: 1 in 60
- 3000mm high: 1 in 75

VARIATIONS

The posts are available in different lengths to accommodate panel heights and ground conditions.

- Wall fixing plates, cranked posts or base plated
- Cranked or straight extensions for barbed or razor wire
- Cranked panels

Posts made from standard sections are available.

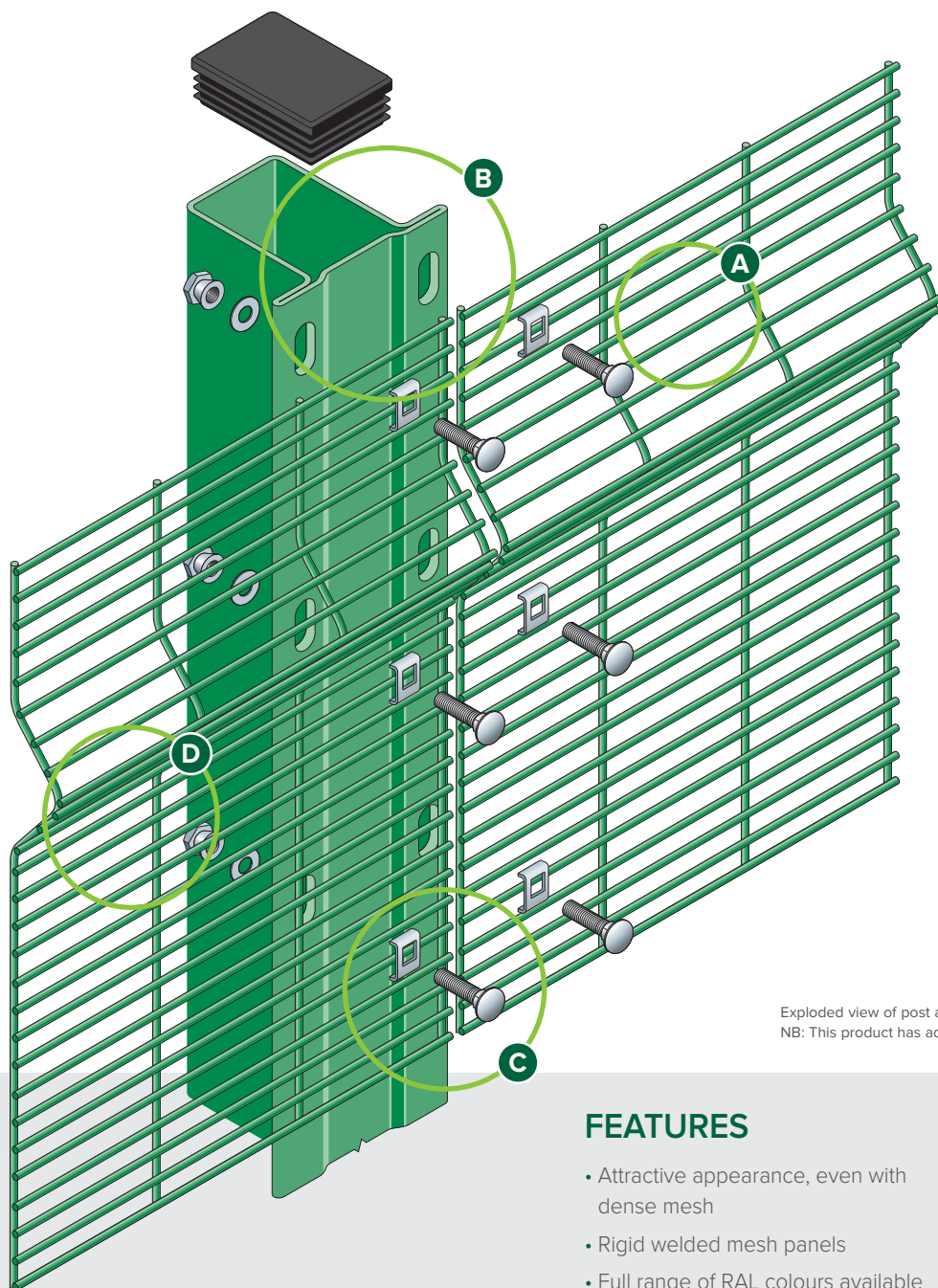
DIMENSIONS

Posts	80 x 60mm special flanged section (patent applied for)
Corner posts	80 x 80mm standard RHS section
Post centres	2520mm



SECURUS PROFILED™

PROFILED PANEL SYSTEM



- A** Anti-climb close mesh
- B** Continuous flanged post made from high strength steel for added durability
- C** Through bolt with non removable security washer and shearnut
- D** Tight profile for extra rigidity

Conforms to **BS1722: Part 14**



Exploded view of post and fixing details for Securus profiled panel system
NB: This product has additional features not demonstrated for security reasons

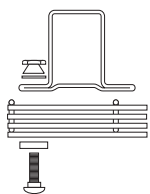
FEATURES

- Attractive appearance, even with dense mesh
- Rigid welded mesh panels
- Full range of RAL colours available

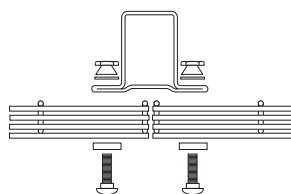
SUITABLE FOR

- Schools
- Industrial and commercial units
- Police stations and secure units
- MOD
- Airports and seaports

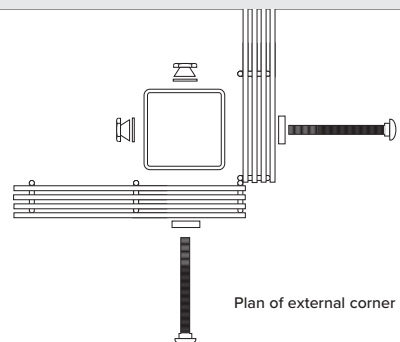
SYSTEM DETAILS



Plan of end post



Plan of panels in line



Plan of external corner



DESCRIPTION

The strength of your fencing system can make the difference when it comes to protecting your high level premises, valuable stock and key assets. The tight upper profile of Securus Profiled™ does all of this and far exceeds those expectations.

Offering all of the same great security features and aesthetics of the flat panel Securus™ system, the Securus Profiled™ system is versatile, durable and practical, with the profile enhancement adding an extra level of rigidity to an already-solid structure.

Each welded steel wire panels is fixed securely to the continuous unique steel post using non removable shear nuts, providing a fantastic outer perimeter for clients who need high level security.

Securus Profiled™ also conforms to BS 1722-14 for open mesh steel panel fences, giving added peace of mind to the schools, businesses and government departments who use it.

FINISH

Our welded steel wire mesh fencing panels are galvanised and polyester powder-coated after stringent cleaning and treatment to give a well-adhered coating of 60 microns. Or available as galvanised only which is a high aluminium content galvanising giving four times the life of BS 443. This finish is free of the sharps and irregularities found in the hot dip galvanising process. RAL range of colours available.

PANEL DIMENSIONS

Heights	1800, 2000, 2410, 2970mm other heights from 500mm up to 6000mm available on request with different post options
Panel width	2515mm
Mesh size	76.2 x 12.5mm
Wire diameter	4mm (horizontals and verticals)
Top edge projection	Nil – wire is flush on all edges

All dimensions are nominal

SECURUS POSTS

For the Securus profiled panel system, CLD offers their own unique state of the art post. A roll formed section designed to facilitate ease of installation, providing maximum security when combined with security fastenings.

The CLD Securus post is a flanged rolled, hollow, section formed out of a high grade steel strip (40% higher yield than conventional hollow section), cold rolled with 25mm integral slotted frames each side with a centre recess, allowing panels to be fitted independently of each other providing a flush face, reducing distortion in the panel and increasing post centres. Panels are attached using M8 x 25 cup square galvanised bolts and security clips, washers and permacone fixings.

SLOPING GROUND

Panels can be stepped as required on the post system. Where gradients exceed 1:16, it is recommended that taller panels are either part-buried or additional posts are used. Panels can also be sloped to the following gradients, within the tolerance of the post section:


1800mm high: 1 in 45 2000mm high: 1 in 50
2410mm high: 1 in 60 2970mm high: 1 in 75

VARIATIONS

The posts are available in different lengths to accommodate panel heights and ground conditions.

- Wall fixing plates, cranked posts or base plated
- Cranked or straight extensions for barbed or razor wire
- Cranked panels

Posts made from standard sections are available.

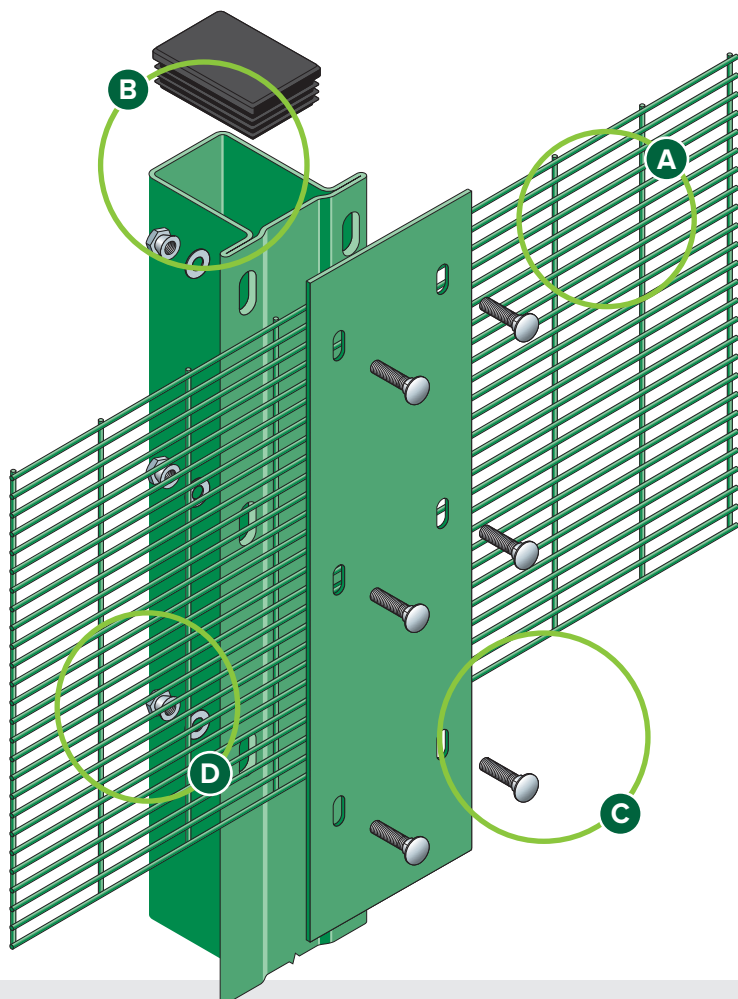


DIMENSIONS

Posts	80 x 60mm special flanged section (patent applied for)
Corner posts	80 x 80mm standard RHS section
Post centres	2520mm

SECURUS SR1™

HIGH SECURITY FLAT PANEL SYSTEM
TO LPS 1175 CATEGORY 1



- A** Solid clamp bar for extra full-length security
- B** Continuous flanged post made from high strength steel for added durability
- C** Through bolt with security washer and non removable shearnuts
- D** Anti-climb and anti-cut through mesh

Conforms to **BS1722: Part 14**



Exploded view of post and clamp for SecurUS SR1 panel system
NB: This product has additional features not demonstrated for security reasons

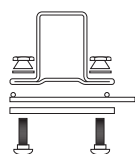
FEATURES

- Attractive appearance
- Strong wire formation
- Rolled post design
- Optional active anti-intruder toppings
- Full range of RAL colours available

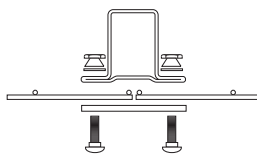
SUITABLE FOR

- Data centres
- MOD
- Police stations and secure units
- Airports and seaports
- Utility suppliers

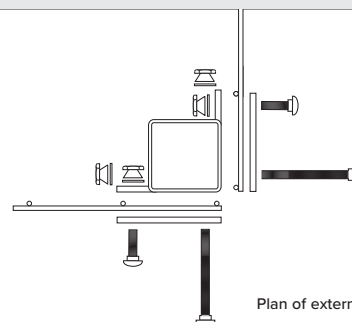
SYSTEM DETAILS



Plan of end post



Plan of panels in line



Plan of external corner



DESCRIPTION

Few things demonstrate your commitment to protecting your people and property more than a premium high security fencing system. Securus SR1™ welded steel wire mesh fencing is the first level in a formidable defence against intruders that is approved for government use.

Ideal wherever physical security is paramount: schools, police stations, utility suppliers and even airports, it's hugely effective in the prevention of everything from vandalism to burglary and even terrorism.

Strong and durable, the anti-climb mesh fencing is fixed to a steel post with a solid clamp bar for added security. The system also carries certification to Loss Prevention Standards 1175 Security Ratings (SR1) to withstand basic tool attacks, with the ability to easily upgrade to LPS1175 Issue 7 Category 2 (SR2).

Conforming to BS 1722-14 Category 4 for all fences over 3000mm, it provides eternal confidence that your assets are safe.

You can also enhance your system from our Active Anti-Intruder range with Razor Wire and a wealth of other toppings.

FINISH

Our welded steel wire mesh perimeter security fencing panels are galvanised and polyester powder-coated after stringent cleaning and treatment to give a well-adhered coating of 60 microns. Or available as galvanised only which is a high aluminium content galvanising giving four times the life of BS 443. This finish is free of the sharps and irregularities found in the hot dip galvanising process. RAL range of colours available.

PANEL DIMENSIONS

Heights	2440, 3000mm
Panel width	2515mm
Mesh size	76.2 x 12.5mm
Wire diameter	4mm (horizontals and verticals)
Top edge projection	Nil – wire is flush on all edges

All dimensions are nominal

SECURUS SR1 POSTS AND CLAMPS

For the Securus SR1 flat panel system, CLD offers their own unique state of the art post. A roll formed section designed to facilitate ease of installation, providing maximum security when combined with security fastenings.

SLOPING GROUND

Panels can be stepped as required on the post system. Where gradients exceed 1:16, it is recommended that taller panels are either part-buried or additional posts are used. Panels can also be sloped to the following gradients, within the tolerance of the post section:

2440mm high: 1 in 60

3000mm high: 1 in 75

VARIATIONS

The posts are available in different lengths to accommodate panel heights and ground conditions.

- Wall fixing plates, cranked posts or base plated
- Cranked or straight extensions for barbed or razor wire
- Cranked panels

Posts made from standard sections are available.

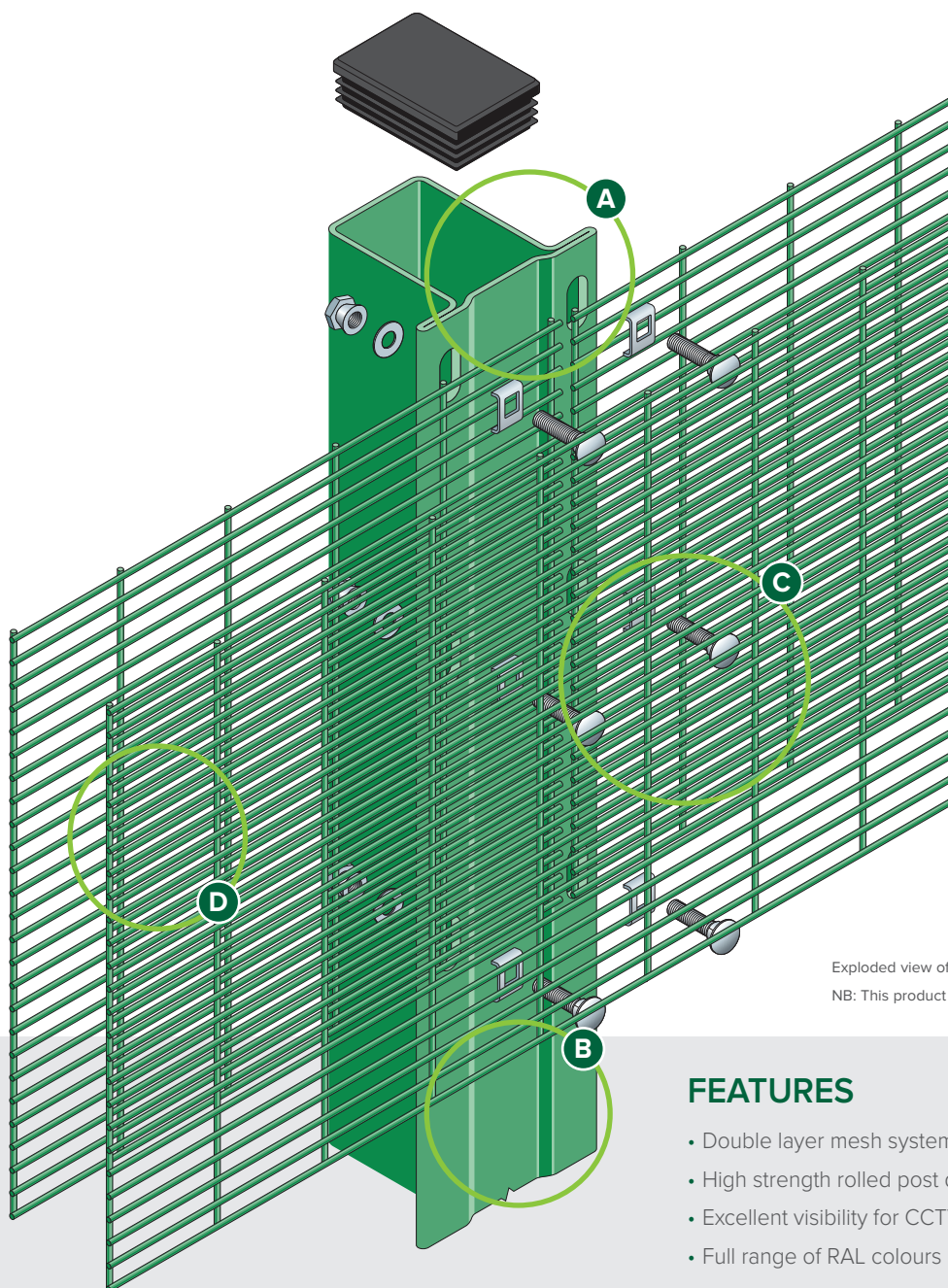
DIMENSIONS

Posts	80 x 60mm special flanged section (patent applied for)
Corner posts	80 x 80mm
Post centres	2520mm
Clamping channel	120 x 5mm flat



SECURUS AC™

HIGH SECURITY FLAT PANEL SYSTEM TO
LPS 1175 CATEGORY 2



- A** Continuous flanged post made from high strength steel for added durability
- B** Hot dipped galvanised posts
- C** Stainless steel security bolts
- D** Double layer mesh

Conforms to **BS1722: Part 14**



Exploded view of post and clamp for Securus AC panel system
NB: This product has additional features not demonstrated for security reasons

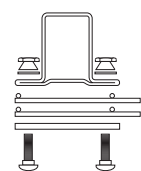
FEATURES

- Double layer mesh system
- High strength rolled post design
- Excellent visibility for CCTV
- Full range of RAL colours available

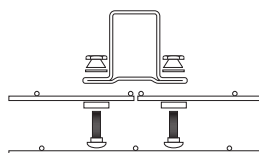
SUITABLE FOR

- Secure units
- High risk sites
- Government projects
- Utility suppliers

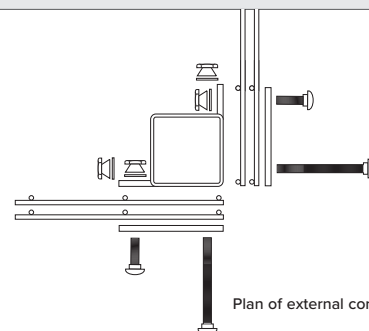
SYSTEM DETAILS



Plan of end post



Plan of panels in line



Plan of external corner



DESCRIPTION

Prove your dedication to the safety of your people and protection of your premises with one of the most secure fencing systems in our entire range. The Securus AC™ flat panel system features innumerable security features to create a formidable barrier to stop even the most determined criminals and is approved for government use.

Panels are made from twin layers of welded steel wire mesh which are attached to one another at primary and secondary posts, with additional joining clamps enhancing rigidity. Stainless steel security bolts also add to the strength of the fencing system, which conforms to BS 1722-14 for open mesh steel panel fences.

Carrying certification to Loss Prevention Standards 1175 Security Ratings (SR2), Securus AC™ is proven to withstand sophisticated attacks from mechanical tools. This makes it the ideal choice for all high risk sites, especially when governing bodies dictate a security standard which conforms to global standards.

FINISH

Our welded steel wire mesh perimeter security fencing panels are galvanised and polyester powder-coated after stringent cleaning and treatment to give a well-adhered coating of 60 microns. Or available as galvanised only which is a high aluminium content galvanising giving four times the life of BS 443. This finish is free of the sharps and irregularities found in the hot dip galvanising process. RAL range of colours available.

PANEL DIMENSIONS

Heights	2440, 3000mm
Panel width	2515mm
Mesh size	76.2 x 12.5mm
Wire diameter	4mm (horizontals and verticals)
Top edge projection	Nil – wire is flush on all edges

All dimensions are nominal

SECURUS AC POSTS AND CLAMPS

For the Securus AC system, CLD offers their own unique state of the art post. A roll formed section designed to facilitate ease of installation providing maximum security when combined with a full cover clamp strip and stainless steel fasteners.

SLOPING GROUND

Panels can be stepped as required on the post system. Where gradients exceed 1:16, it is recommended that taller panels are either part-buried or additional posts are used. Panels can also be slopped to the following gradients, within the tolerance of the post section.

2440mm high 1 in 60

3000mm high 1 in 75

VARIATIONS

The posts are available in different lengths to accommodate panel heights and ground conditions.

- Base plated
- Ranked or straight extensions for barbed or razor wire

DIMENSIONS

Posts 80 x 60mm special flanged section (patent applied for)

Corner posts 80 x 80mm standard RHS section

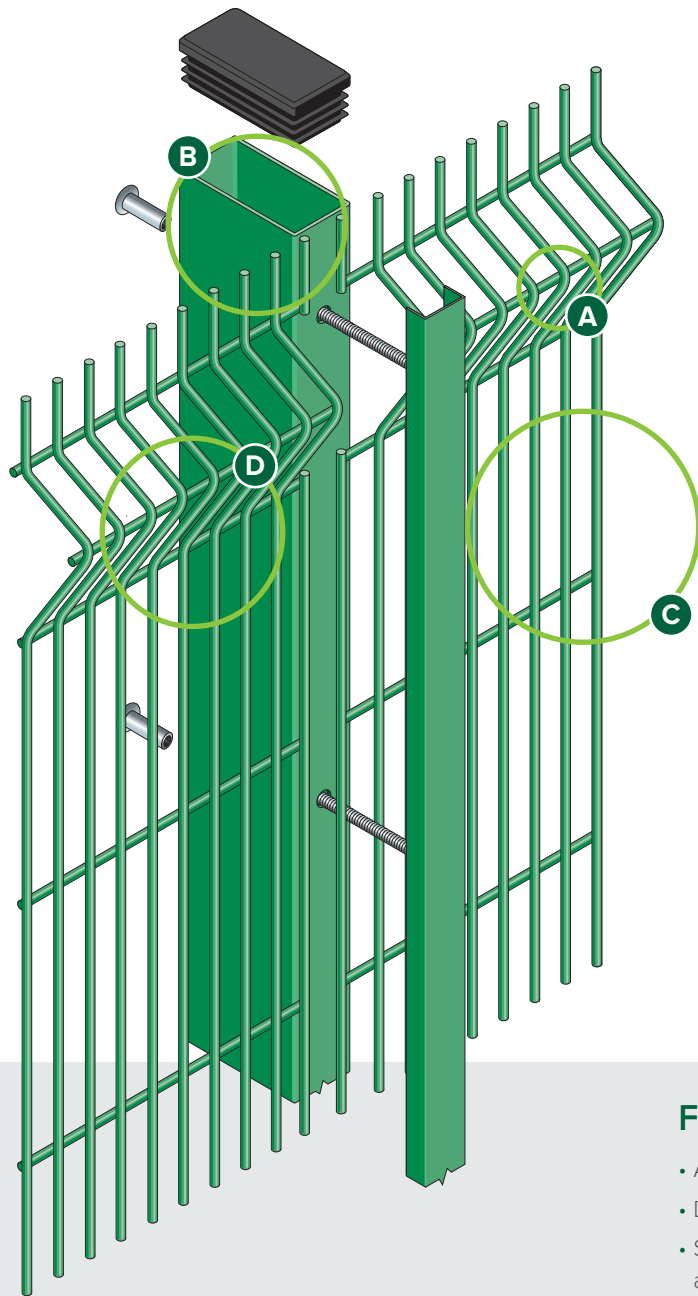
Post centres 2520mm / 1260mm

Please contact for full installation drawings due to security level



ULTIMATE EXTRA SR1™

PROFILED PANEL SYSTEM TO SECURED BY DESIGN



- A** 6mm diameter wires with 165x25mm mesh aperture
- B** Galvanised and polyester powder coated RHS post
- C** Full length clamp bar for secure fixing and infinitely variable panel stepping within post length
- D** Profiled for extra strength

Conforms to **BS1722: Part 14**



Exploded view of post and clamp for Ultimate Extra SR1 panel system
 NB: This product has additional features not demonstrated for security reasons

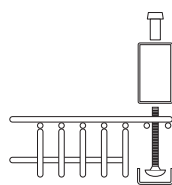
FEATURES

- Aesthetic solution
- Difficult to climb and cut
- Secured by Design accredited system
- Approved by planning authorities
- Full range of RAL colours available

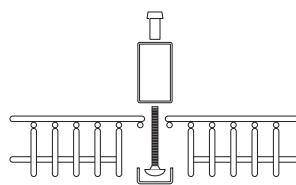
SUITABLE FOR

- MOD
- Airports and seaports
- Police stations & secure units
- Utility suppliers

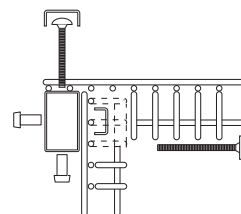
SYSTEM DETAILS



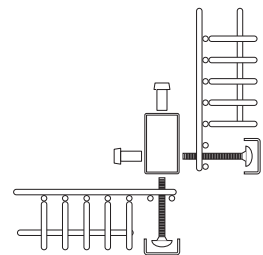
Plan of end




Plan of panels in line



Plan of internal corner



Plan of external corner



DESCRIPTION

There are premises where only the highest levels of security will suffice. Places like Ministry of Defence buildings, police stations and airports, where you need guarantees that your fencing is up to the task. It's these locations that Ultimate Extra SR1™ was designed for.

As the highest security profiled panel system in our Ultimate™ range, Ultimate Extra SR1™ includes many enhanced security features, including durable 6mm diameter wires, projecting spikes at the top of each panel, large steel posts, a full length clamp bar, plus revolutionary built-in SafeTfix security fixings that are totally enclosed.

Conforming to BS 1722-14 for open mesh steel panel fences and carrying certification to Loss Prevention Standards 1175 Security Ratings (SR1), it will withstand attacks from standard hand tools. Plus, as an added seal of approval, Ultimate Extra SR1™ comes with the UK Police Secured by Design accreditation as an effective form of crime prevention.

FINISH

Our welded steel wire mesh high security fencing panels are galvanised and polyester powder-coated after stringent cleaning and treatment to give a well-adhered coating of 60 microns. RAL range of colours available.

PANEL DIMENSIONS

Heights†	2030, 2430, 3030mm
Panel width	2475mm 2050mm (3030mm)
Mesh size	165 x 25mm
Wire diameter	6mm
Triangular folds	3 or 4
Top edge projection	25mm†

† Can be inverted to give flush edge
All dimensions are nominal

ULTIMATE EXTRA SR1 POSTS AND CLAMPS

For the Ultimate Extra SR1 profiled panel system, CLD offers a standard post and clamp system which provides a complete method of securing, allowing infinitely variable stepping of panels within the post length. It is versatile, strong, simple to fix and vandal resistant, yet allows panels to be removed without damage to either post or clamp. Accidentally damaged panels can be replaced without removing the post.

SLOPING GROUND

Panels can be stepped as required. Where gradients exceed 1:16, it is recommended that taller panels are either part-buried or additional posts are used.

VARIATIONS

In addition to the standard posts many variations are available to accommodate site requirements.

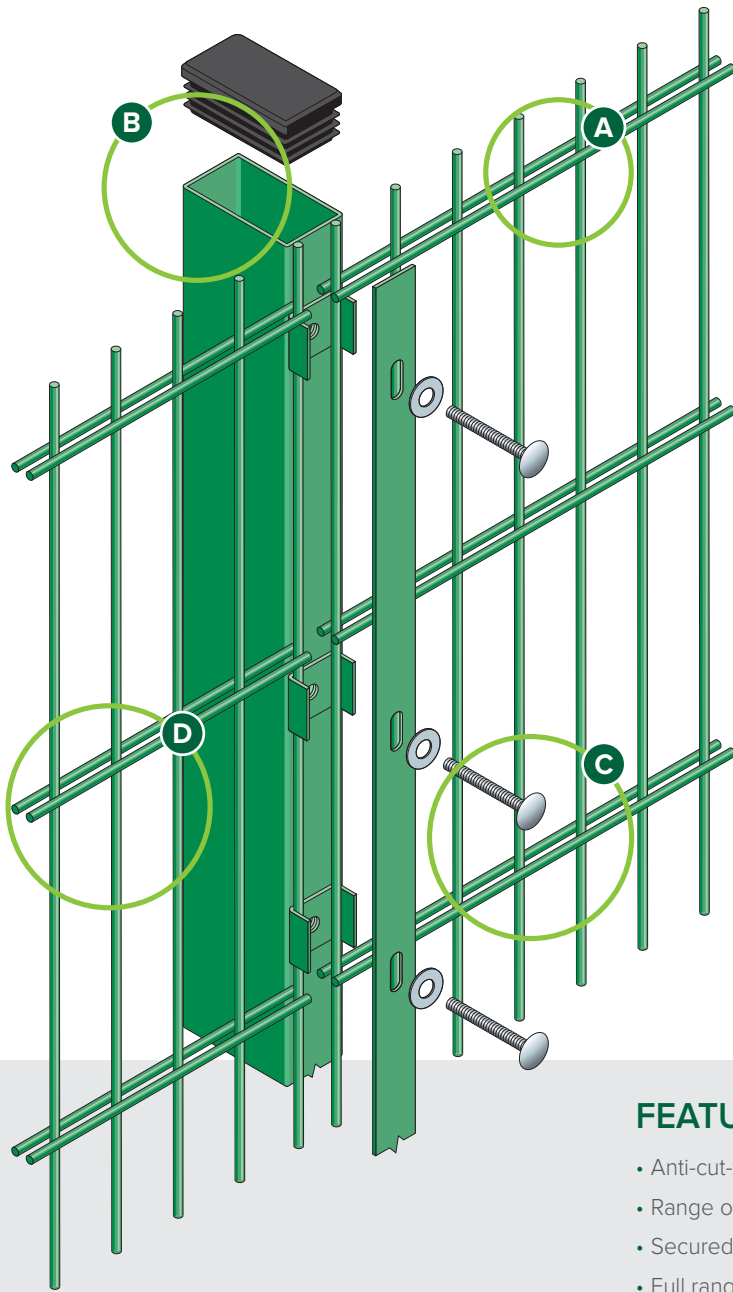
DIMENSIONS

Posts	80 x 40mm RHS
Flat clamp bars	41 x 21mm
Post centres	2485mm 2060mm (3030mm)



DULOK-6 SR1™

DOUBLE WIRE PANEL SYSTEM TO SECURED BY DESIGN



- A** Strong anti-cut through panel, security rated
- B** Galvanised and polyester powder coated panels and posts
- C** Stainless steel Sheardrive bolts
- D** Twin horizontal wires for maximum rigidity.

Conforms to **BS1722: Part 14**



Exploded view of post and clamp for Dulok-6 SR1 double wire panel system
NB: This product has additional features not demonstrated for security reasons

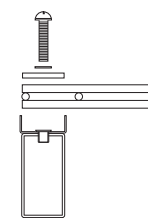
FEATURES

- Anti-cut-through, double wire panels
- Range of height options
- Secured by Design accredited system
- Full range of RAL colours available

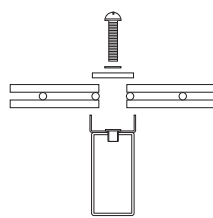
SUITABLE FOR

- Public buildings
- Schools
- Car parks
- Business parks and retail premises

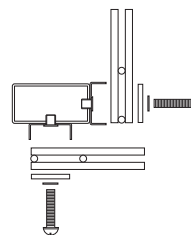
SYSTEM DETAILS



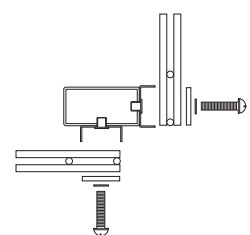
Plan of end post



Plan of panels in line



Plan of internal corner



Plan of external corner



DESCRIPTION

The amount of security accreditation a fencing system possesses reflects the level of protection a high security fencing system provides, and the Dulok-6 SR1™ double wire panel system offers two of the highest accreditations in this field. This provides great confidence whether you're a school, a retail development or a business owner.

This more secure version of our cost-effective Dulok-Lite™ system uses a full length clamp bar instead of clips and Sheardrive fixings instead of pin hex bolts to secure panels to posts. These enhancements mean Dulok-6 SR1™ is recognised as an effective form of crime prevention by the UK Police's Secured by Design initiative.

With certification to Loss Prevention Standards 1175 Security Ratings (SR1), Dulok-6 SR1™ will also stop basic tool attacks, with the 3030mm wide panels and twin welded wires proving very hard to cut through. You can also add an extra layer of defence by using any of our Active Anti-Intruder topping systems.

FINISH

Our welded steel wire mesh perimeter security fencing panels are galvanised and polyester powder-coated after stringent cleaning and treatment to give a well-adhered coating of 60 microns. Or available as galvanised only which is a high aluminium content galvanising giving four times the life of BS 443. This finish is free of the sharps and irregularities found in the hot dip galvanising process. RAL range of colours available.

PANEL DIMENSIONS

Heights	1830, 2030, 2430, 3030mm
Panel width	2506mm
Mesh size	200 x 5mm
Wire diameter	5mm verticals 2 x 6mm horizontals
Top edge projection	30mm†

† Can be inverted to give flush edge
All dimensions are nominal

DULOK-6 SR1 POSTS AND CLAMPS

For the Dulok-6 SR1 Double Wire panel system CLD has developed a post and clamp system which provides a simple method of securing. Complete with an anti-vandal fastener, installed with either a battery-powered driver or traditional tools, this system offers a rapid and secure installation.

SLOPING GROUND


Panels can be stepped as required. Where gradients exceed 1:16, it is recommended that taller panels are either part-buried or additional posts are used.

VARIATIONS

The posts are available in a range of lengths to accommodate panel heights and ground conditions. In addition, many variations are available.

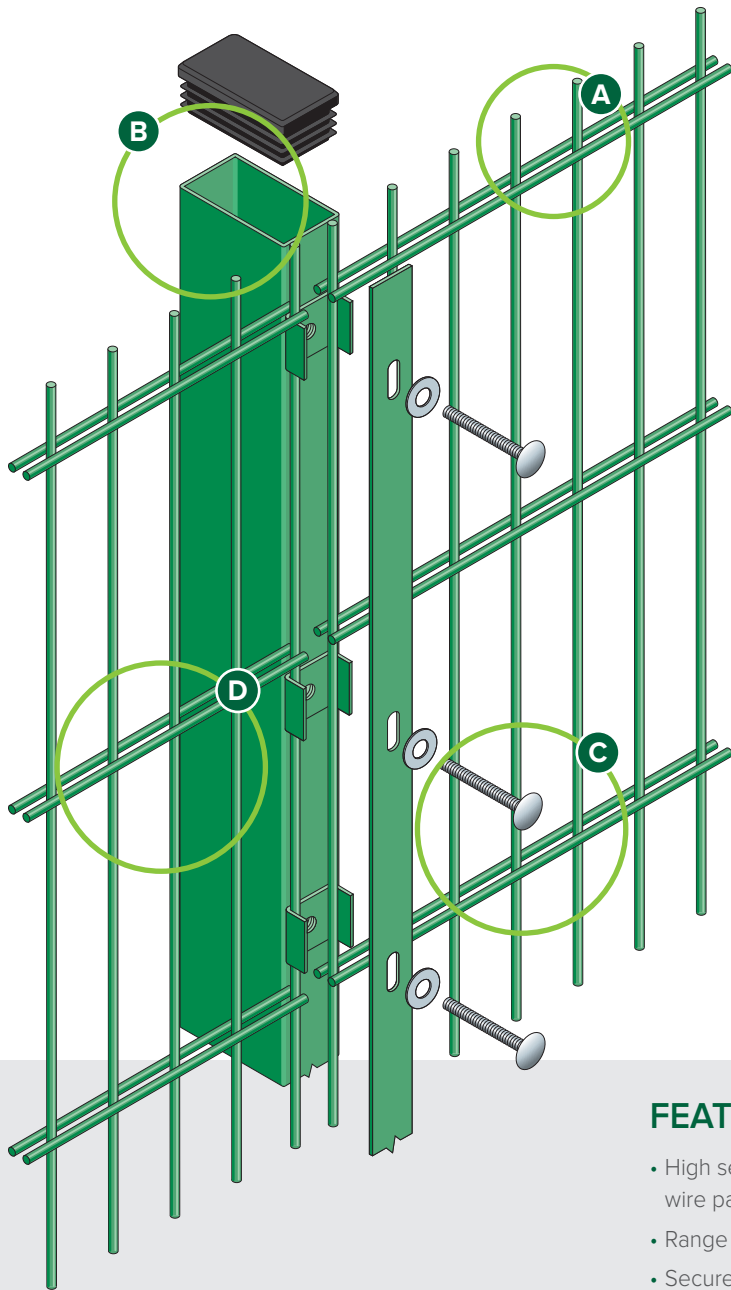
DIMENSIONS

Posts	60 x 40mm RHS or 80 x 40mm RHS subject to height
Corner posts	60 x 40mm RHS or 80 x 40mm RHS subject to height
Post centres	2520mm
Clamping channel	40 x 5mm steel



DULOK-8 SR1™

DOUBLE WIRE PANEL SYSTEM TO SECURED BY DESIGN



- A** Strong anti-cut through panel, security rated
- B** Galvanised and polyester powder coated panels and posts
- C** Stainless steel Sheardrive™ bolts
- D** Twin horizontal wires for maximum rigidity

Conforms to **BS1722: Part 14**



Exploded view of post and clamp for Dulok-8 SR1 double wire panel system
 NB: This product has additional features not demonstrated for security reasons

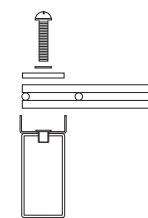
FEATURES

- High security anti-cut, double wire panels
- Range of height options
- Secured by Design accredited system
- Full range of RAL colours available

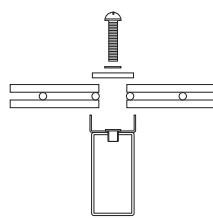
SUITABLE FOR

- Schools
- Public buildings
- Industrial buildings
- Secure data centres
- Police stations

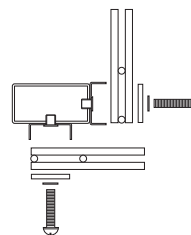
SYSTEM DETAILS



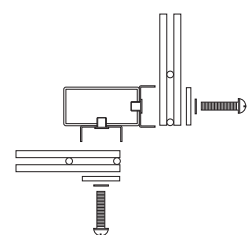
Plan of end post



Plan of panels in line



Plan of internal corner



Plan of external corner





DESCRIPTION

Even the smallest of security enhancements can give your perimeter fencing an edge, adding immeasurable protection to your premises. These modifications make Dulok-8 SR1™ an even greater defence against criminals than our base Dulok™ system.

Dulok-8 SR1™ mesh panels are made from twin, heavy duty 8mm wires welded either side of 6mm vertical wires, but rather than using pin hex screws, they are fixed to galvanised steel posts using Sheardrive security bolts; practically impossible for vandals and intruders to remove.

Certified to LPS 1175 SR1 Security Ratings, it's guaranteed to stop any attacks from basic tools, and with Secured by Design accreditation from the UK Police, it provides the perfect perimeter for public buildings, schools and sports pitch applications.

You also have the option to include further deterrents to the top of each panel with Dulok-8 SR1™ being compatible with our Active Anti-Intruder topping range.

FINISH

Our welded steel wire mesh fencing panels are hot dip galvanised only or galvanised and polyester powder-coated. The standard colour is Green RAL 6005. RAL range of colours available.

PANEL DIMENSIONS

Heights	1830, 2030, 2430, 3030mm
Panel width	2506mm
Mesh size	200 x 50mm
Wire diameter	6mm verticals 2 x 8mm horizontals
Top edge projection	30mm†

† Can be inverted to give flush edge
All dimensions are nominal

DULOK-8 SR1 POSTS AND CLAMPS

For the Dulok-8 SR1 double wire panel system, CLD has developed a post and clamp bar system which provides a simple method of securing. Complete with an anti-vandal fastener, installed with either a battery-powered driver or traditional tools, this system offers a rapid and secure installation.

SLOPING GROUND

Panels can be stepped as required. Where gradients exceed 1:16, it is recommended that taller panels are either part-buried or additional posts are used.

VARIATIONS

The posts are available in a range of lengths to accommodate panel heights and ground conditions. In addition, many variations are available.



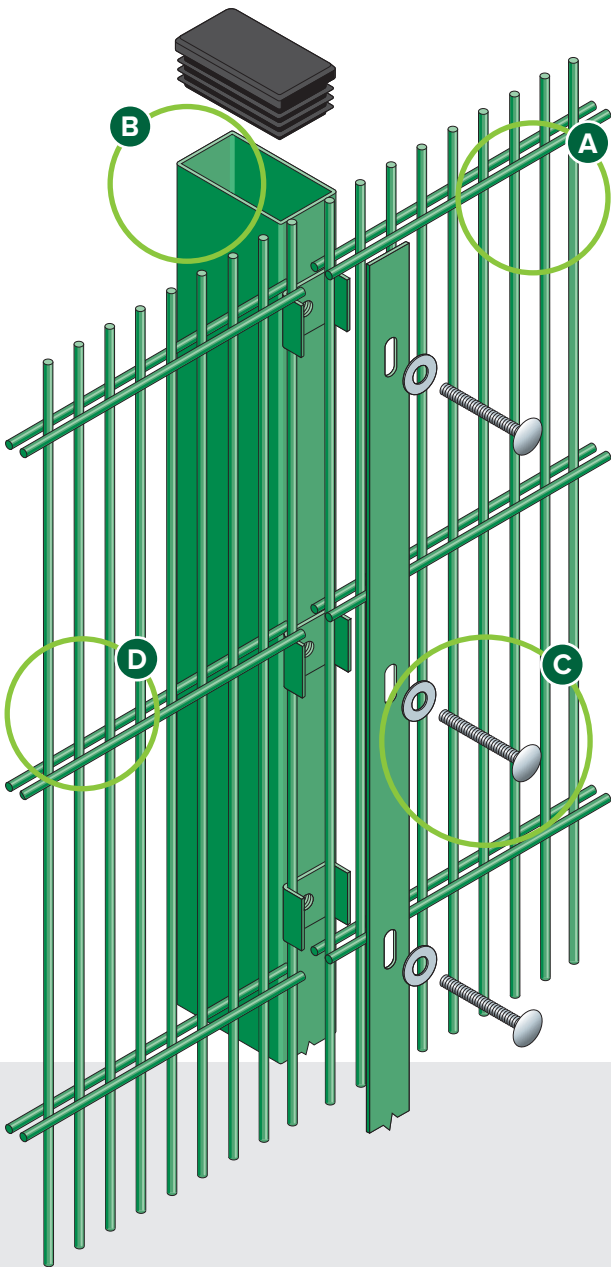
DIMENSIONS

Posts	60 x 40mm RHS (up to 2430mm) 80 x 40mm RHS (3030mm)
Corner posts	60 x 40mm RHS (up to 2430mm) 80 x 40mm RHS (3030mm)
Post centres	2520mm
Clamping channel	40 x 5mm Steel



DULOK-25 SR1™

DOUBLE WIRE PANEL SYSTEM TO SECURED BY DESIGN



- A** Twin horizontal wires for anti-cut through properties and high rigidity
- B** Galvanised and polyester powder coated RHS post
- C** Stainless steel Sheardrive™ bolts
- D** 25mm mesh aperture for maximum anti-climb and anti-cut

Conforms to **BS1722: Part 14**



Exploded view of post and clamp for Dulok-25 SR1 double wire panel system
NB: This product has additional features not demonstrated for security reasons

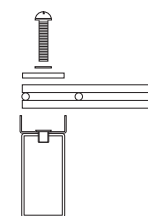
FEATURES

- High security anti-cut double wire panels
- Secured by Design accredited system
- Full range of RAL colours available

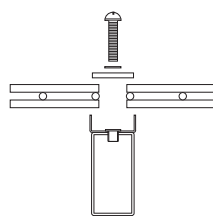
SUITABLE FOR

- MOD
- Data centres
- Utility suppliers
- Power stations
- Police stations and secure units

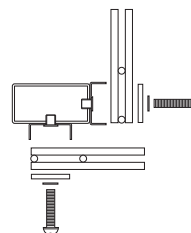
SYSTEM DETAILS



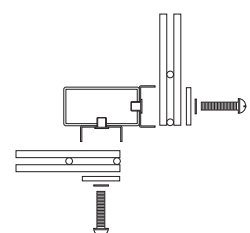
Plan of end post



Plan of panels in line



Plan of internal corner



Plan of external corner



DESCRIPTION

There's high security fencing, and then there's the Dulok-25 SR1™, which offers industry-leading perimeter protection to premises needing the top level of defence against even the most determined criminals.

Suitable for the likes of power stations, Ministry of Defence sites and secure units, the double wire welded panel system of Dulok-25 SR1™ is certified to LPS 1175 SR1 Security Ratings, which guarantees to withstand basic tool attacks.

This enhanced version of our Dulok-25™ system features the same style panels with galvanised steel 8mm horizontal wires welded either side of 6mm vertical wires at 25mm wire centres. Panels are fixed to posts using Sheardrive security bolts rather than pin hex screws, making removal or vandalism near-impossible.

Dulok-25 SR1™ is approved by the UK Police's Secured by Design initiative, as an effective form of crime prevention. You can further improve the level of multi-threat security with any of our range of Active Anti-Intruder topping.

FINISH

Our welded steel wire mesh fencing panels are either hot dip galvanised only or galvanised and polyester powder-coated. RAL range of colours available.

PANEL DIMENSIONS

Heights†	2030, 2430, 3030mm
Panel width	2506mm
Mesh size	200 x 25mm
Wire diameter	6mm verticals 2 x 8mm horizontals
Top edge projection	30mm†

† Can be inverted to give flush edge
All dimensions are nominal

DULOK-25 SR1 POSTS AND CLAMPS

For the Dulok-25 SR1 double wire panel system, CLD has developed a post and clamp bar system which provides a simple method of securing. Complete with an anti-vandal fastener and installed with either a battery-powered driver or traditional tools, this system offers a rapid and secure installation.

SLOPING GROUND

Panels can be stepped as required within the clamp bar system. Where gradients exceed 1:16, it is recommended that taller panels are either part-buried or additional posts are used.



VARIATIONS

The posts are available in a range of lengths to accommodate panel heights and ground conditions. In addition, many variations are available.


- Wall fixing plates, cranked posts or base plated
- Cranked or straight extensions for barbed or razor wire
- Cranked panels

DIMENSIONS

Posts	80 x 40 x 2.5mm RHS
Corner posts	80 x 40 x 2.5mm RHS
Post centres	2520mm
Clamping channel	40 x 5mm Steel

SCREENOGRIL™

LOUVRE FENCING SYSTEM



A

Ideal for urban designs

B

Controlled visibility 80/20
or 100/0

C

Anti climb for increased security

D

Easy to design and install

n55Plus



FEATURES

- Aesthetically pleasing
- Versatile screening
- Strong louvre profile
- Modular fencing system
- Hot-dipped galvanised
- Available in any RAL colour including metallic

SUITABLE FOR

- Hospitals
- Corporate commercial developments
- Airports or seaports
- Multi-storey car parks
- Any screening application

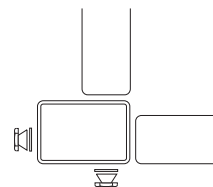
SYSTEM DETAILS



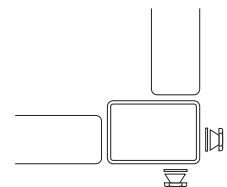
Plan of end



Plan of panels in line



Plan of internal corner



Plan of external corner



80/20 Option

DESCRIPTION

When limiting the visibility of your premises is as important as preventing people from intruding, choose Screenogrill™ fencing. This louvre system combines exceptionally stylish and modern panels with features designed to protect high level security sites including hospitals, airports and corporate developments.

A range of options allow you to customise the innovative Screenogrill™ fencing to meet your security needs. Each 1963mm wide panel is available in any height, and you can choose different visibility levels based on the angle of the louvres. The 80/20 option provides 80% screening with 20% visibility, while the 100/0 option provides 100% total screening with zero visibility.

The robust profiled louvres are fused to a steel wire with a high electrical voltage to maximise security and durability in all conditions. There's also the option to have panels fitted horizontally or vertically, giving you complete control of how Screenogrill™ appears.

FINISH

Hot dipped galvanised and polyester powder coated to any RAL colour or Corten finish.

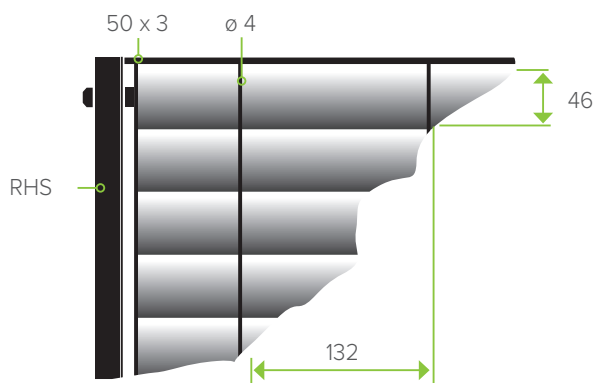
PANEL DIMENSIONS

Heights	954, 1183, 1596, 1963mm (Other heights available)
Panel width	1642 or 1992mm
Mesh size	N/A
Posts	RHS or SHS depending upon application.
Top edge projection	Nil wire is flush on all edges

* Increased heights can be achieved by double height panels.

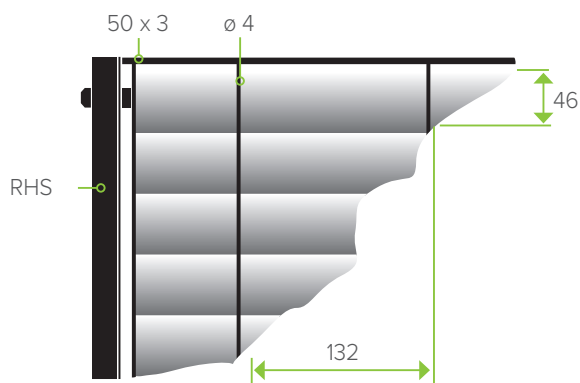
All dimensions are nominal

SYSTEM DETAILS



SCREENOGRIL™ 80/20

80% solid / 20% visibility



SCREENOGRIL™ 100/0

100% solid / 0% visibility

4.0 SPORTS FENCING SYSTEMS

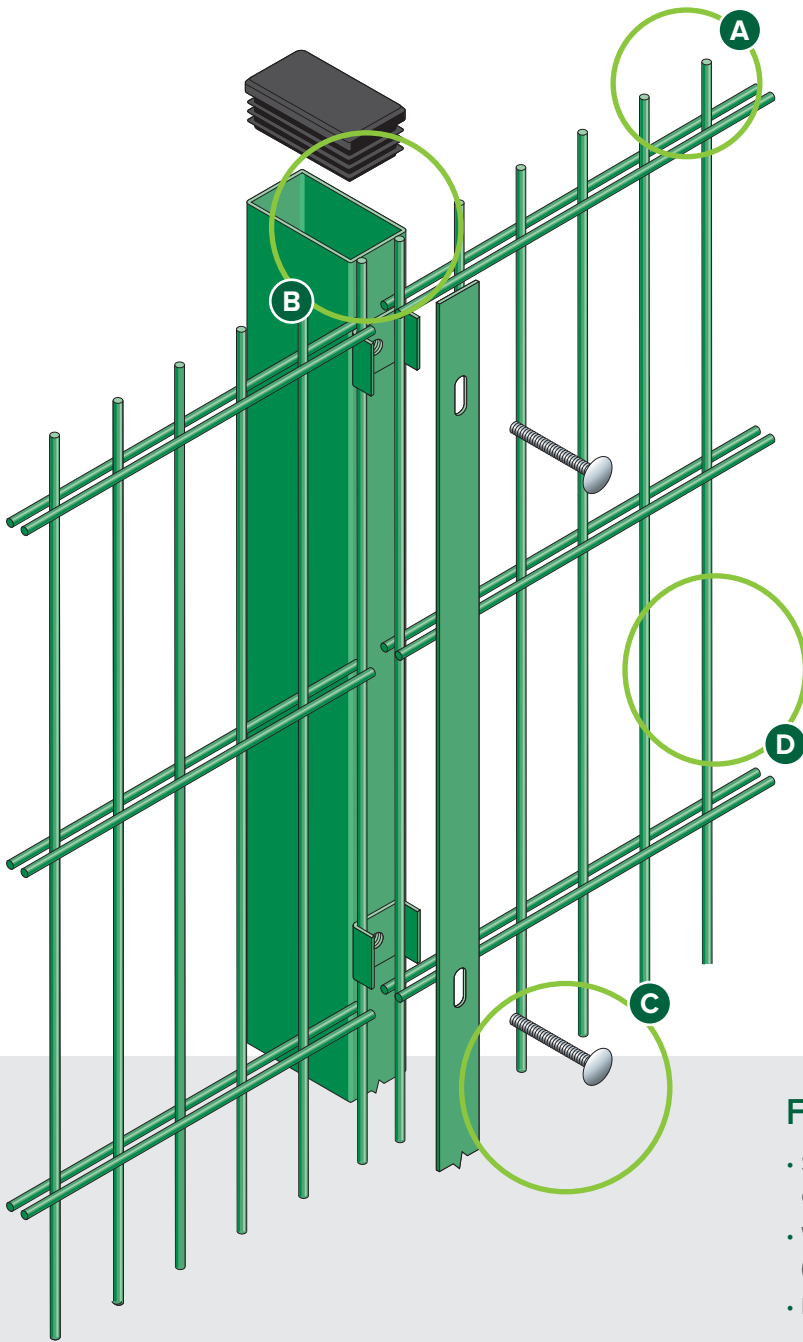
DULOK SPORTS™	Double wire panel system
DULOK REBOUND™	Double wire panel system
SPORTS RAIL™	Hand rail systems
SPORTOGRIL™	Rigid fencing system
BALLSTOP NETTING™	Polypropylene mesh
SPORTS PITCHES™	Versatile sports pitch systems and multi-use games areas





DULOK SPORTS™

DOUBLE WIRE PANEL SYSTEM



A High performance double wires

B Strong post design

C Smooth and secure bolt

D Mesh aperture ideal for sport

Conforms to **BS1722: Part 14**



Sheardrive™ option



Exploded view of post and clamp for Dulok panel system

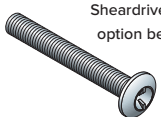
FEATURES

- Secure high performance, double wire panels
- Wide range of height options (up to 6060mm high)
- RAL colours available

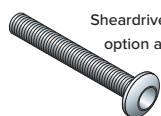
SUITABLE FOR

- Amenity areas
- Schools
- Professional sports

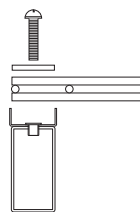
SYSTEM DETAILS



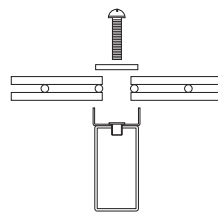
Sheardrive™ high security option before shearing



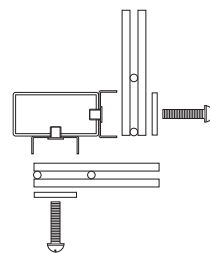
Sheardrive™ high security option after shearing



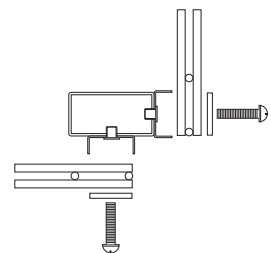
Plan of end post



Plan of panels in line



Plan of internal corner



Plan of external corner



DESCRIPTION

Durability is a key requirement of any sporting perimeter and features as standard across our Dulok Sports™ double wire panel fencing system. Making it the perfect choice when you're looking for strong-yet-practical fencing of up to 6060mm high for your school, football ground or MUGA (multi-purpose game area).

Each steel panel features twin 8mm wires welded either side of 6mm vertical wires, making them extremely difficult to cut through or damage. The twin wires are highly rigid too, adding to the strength of the fence even when under stress from people, balls or sports equipment.

Available in a wide range of RAL colour which can match up with your organisation, club or team colours. All of this comes with the peace of mind that Dulok Sports™ conforms to the British Safety Standards for open mesh steel panel fences.

FINISH

Our welded steel wire mesh fencing panels are galvanised and polyester powder coated. The standard colour is Green RAL 6005. RAL range of colours available.

PANEL DIMENSIONS

Heights†	630, 830, 1030, 1230, 1430, 1630, 1830, 2030, 2230, 2430, 2660, 2860, 3060, 3460, 3660, 3860, 4060, 4460, 4860, 5460, 5660, 6060mm
Panel width	2506mm
Mesh size	200 x 50mm
Wire diameter	6mm (verticals) and 2 x 8mm (horizontal) (also available in 5mm verticals and 2 x 6mm horizontal)
Top edge projection	30mm*

† Fence heights above 2430mm are made up of 2 or more panels.

* Can be inverted to give flush edge.

All dimensions are nominal

DULOK SPORTS POSTS AND CLAMPS

For the Dulok Sports double wire panel system, CLD has developed a post and clamp bar system which provides a simple method of securing. Complete with an anti-vandal fastener, installed with either a battery-powered driver or traditional tools, this system offers a rapid and secure installation.

SLOPING GROUND

Panels can be stepped as required within the clamp bar system. Where gradients exceed 1:16, it is recommended that taller panels are either part-buried or additional posts are used.

VARIATIONS

The posts are available in a range of lengths to accommodate panel heights and ground conditions. In addition, many variations are available:

- Wall fixing plates, cranked posts or base plated
- Cranked or straight extensions for barbed or razor wire
- Cranked panels

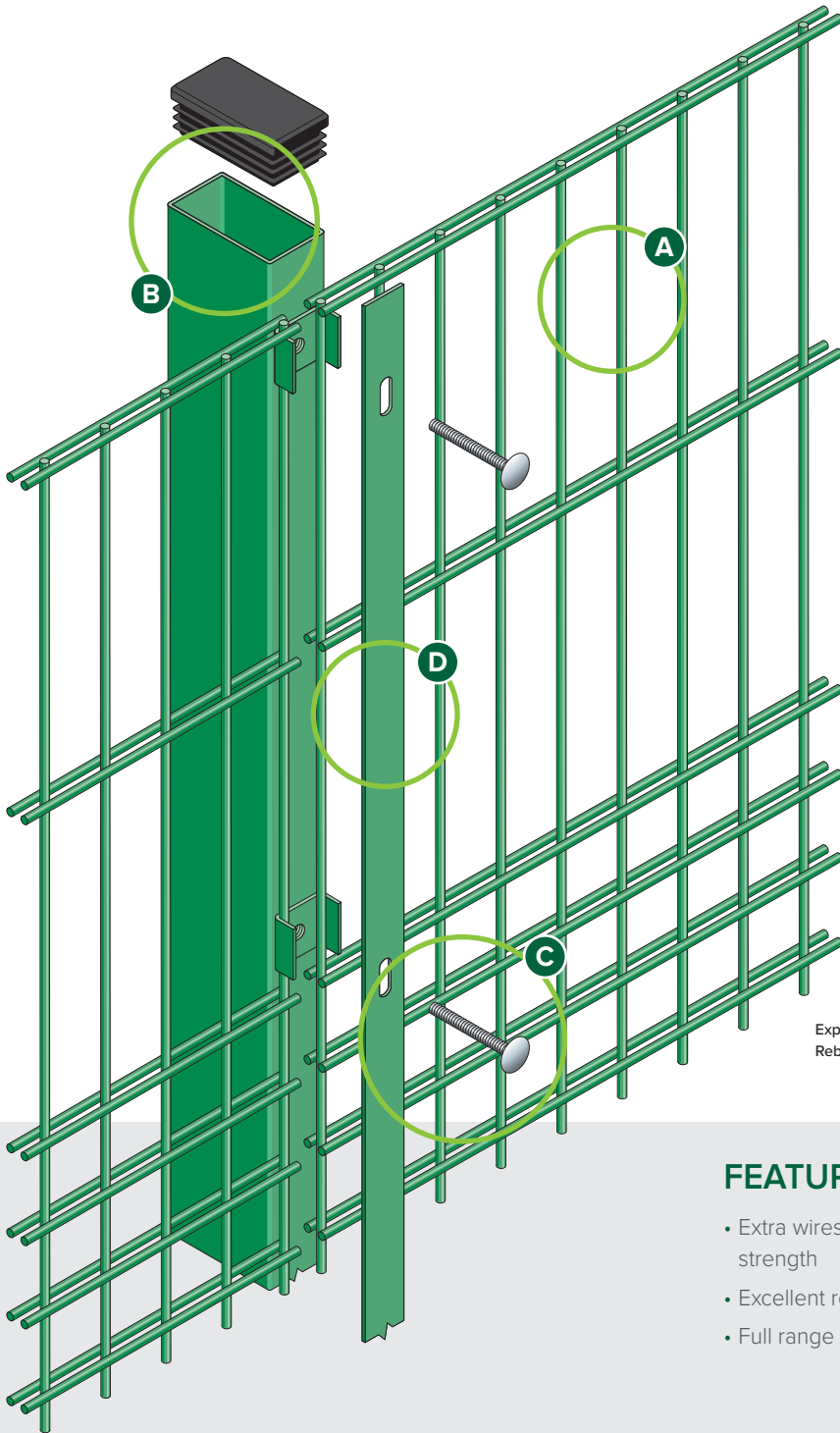


DIMENSIONS

Posts	60 x 40mm RHS to 120 x 60mm RHS dependant on height
Corner posts	60 x 40mm RHS to 120 x 60mm RHS dependant on height
Post centres	2520mm
Clamping channel	40 x 5mm Steel

DULOK REBOUND™

DOUBLE WIRE PANEL SYSTEM




A Twin horizontal wires for anti-cut through properties and high rigidity system

B Galvanised and polyester powder coated RHS post

C Secure pin hex bolt for quick installation

D Full length clamp bar providing flush finish to play side of pitches

Conforms to **BS1722: Part 14**



Sheardrive™ option



Exploded view of post and clamp for Dulok Rebound double wire panel system

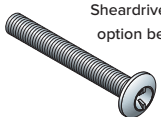
FEATURES

- Extra wires provide greater strength
- Excellent rebound properties
- Full range of RAL colours available

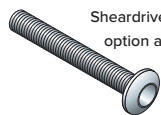
SUITABLE FOR

- Multi-use games areas
- School playgrounds
- Professional sports

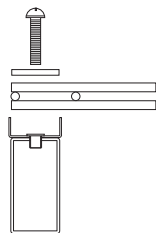
SYSTEM DETAILS



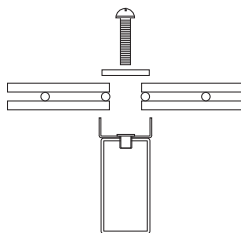
Sheardrive™ high security option before shearing



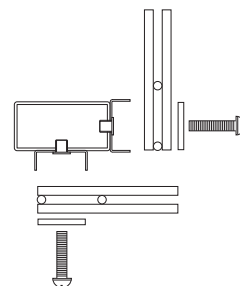
Sheardrive™ high security option after shearing



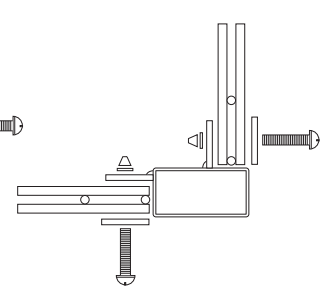
Plan of end post



Plan of panels in line



Plan of internal corner



Plan of external corner for recessed goals



DESCRIPTION

As the fencing system that is designed to stand up everything that's thrown or kicked onto it, Dulok Rebound™ features highly dense double steel wire mesh panels that will absorb the shock of even smaller balls and return them to play without interruption.

This means you can say goodbye to traditional plywood, timber or mesh rebound boards around your school, sports grounds or MUGA (multi-purpose game area), and instead opt for a fencing system that's hard to cut through, practical and designed for sports.

You can choose Dulok Rebound™ panels – with horizontal wires 66.5mm apart and 50mm vertical - around your entire perimeter. You can also combine with our Dulok Sports™ panels - with 200mm spaces between horizontal wires - to create a fence with a smaller aperture towards the bottom, and with more visibility higher up. Either way, you'll be investing in a high quality sporting perimeter that's built to last.

FINISH

All components of the handrail are galvanised steel or aluminium before polyester powder coating with fixings being bzp finish. The standard colours are Green RAL 6005 and Black RAL 9005. RAL range of colours available.

PANEL DIMENSIONS

Standard heights	1230, 2030mm (as full Rebound) 3030mm (as combination panel) Available combined with standard Dulok panels to give heights up to 6060mm
Panel widths	2506mm
Mesh size	50 x 66.5mm
Wire diameter	6mm (verticals) at 50mm centres 2 x 8mm (horizontal) at 66.5mm centres
Top edge projection	Nil – wire is flush on all edges

All dimensions are nominal

DULOK REBOUND POSTS AND CLAMPS

For the Dulok Rebound panel system CLD, has developed a post and clamp bar system which provides a simple method of securing. Complete with an anti-vandal fastener and installed with either a battery-powered driver or traditional tools, this system offers a rapid and secure installation.

SLOPING GROUND

Panels can be stepped in increments of 30mm as required within the clamp bar system. Where gradients exceed 1:16, it is recommended that taller panels are either part-buried or additional posts are used.

VARIATIONS

The posts are available in a range of lengths to accommodate panel heights and ground conditions. In addition, many variations are available:

- Wall fixing plates, cranked posts or base plated
- Cranked panels

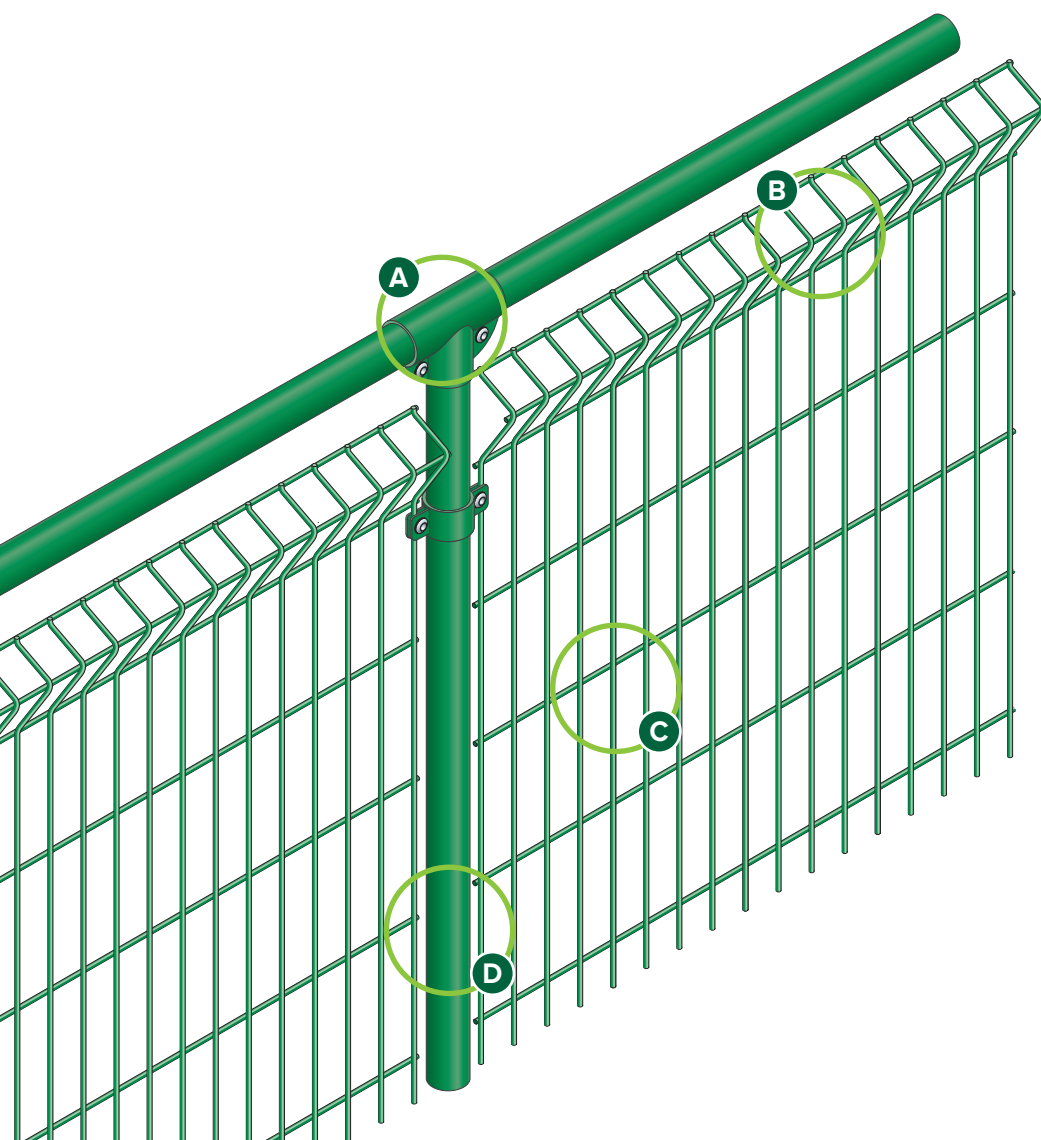


DIMENSIONS

Posts	60 x 40mm RHS to 120 x 60mm RHS dependant on height
Corner posts	60 x 40mm RHS to 120 x 60mm RHS dependant on height
Post centres	2520mm
Clamping channel	40 x 5mm Steel

SPORTS RAIL™

HAND RAILING SYSTEM



A

Quick and easy clamp system

B

Choice of mesh panels

C

Excellent for corporate advertising

D

CHS Posts and RHS top-rails also available





DESCRIPTION

When hosting any spectator sport, you should always have an appropriate barrier between the crowd and the field of play. Our incredibly popular Sports Rail™ fencing creates that safe perimeter around the action, while giving spectators a strong and comfortable rail to lean on.

Versatile and attractive enough to be installed in school playgrounds and around running tracks, Sports Rail™ is incredibly simple to install thanks to its quick and easy clamp system. And if hockey or other field sports are being played, there's even an option to add a kickboard to prevent ball damage.

Our Sports Rail™ fencing system is also available in a bespoke Velodrome Fencing solution that has been specified by British Cycling and is featured on a wealth of velodromes across the United Kingdom.

You can choose from a range of panels, from flat and profiled to our double wire Dulok™ system with RHS steel posts for added strength and security. We even offer solid panels so that you can feature corporate advertising boards and generate revenue for your school or sports club.

FINISH

All components of the handrail are galvanised steel or aluminium before polyester powder coating with fixings being bzp finish. The standard colours are Green RAL 6005 and Black RAL 9005. RAL range of colours available.

FEATURES

- Tubular hand rail system
- Available with or without additional mid-rails or mesh panel infill
- RAL colours available

SUITABLE FOR

- Running track perimeters
- Spectator enclosures
- School playgrounds
- Velodromes

PANEL DIMENSIONS

Standard heights	990, 1190, 1390mm
Other heights	Available on request
Tube diameter	48.3 or 60.3mm
Infill panel	Dulok, Securus or Exempla


All dimensions are nominal



Option for RHS posts with Dulok system

SPORTOGRIL™

RIGID FENCING SYSTEM



A

Blend into any situation

B

Amenity or professional sports

C

Contemporary and timeless

D

Galvanised and polyester powder coated panels and posts

n55Plus

FEATURES

- Simplistic design
- Excellent rebound properties
- Looks modern
- Available in any RAL colour

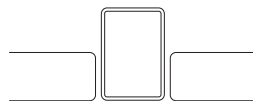
SUITABLE FOR

- MUGA pitches
- School play areas
- Professional sports
- Amenity areas

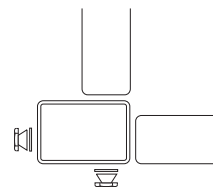
SYSTEM DETAILS



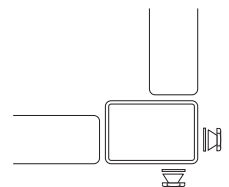
Plan of end



Plan of panels in line



Plan of internal corner



Plan of external corner



DESCRIPTION

When you're looking for sports fencing, practicality and durability are usually top of your checklist. The Sportogrill™ rigid fencing system ticks both boxes, but with the additional, often-unconsidered benefits of being contemporary, timeless and aesthetically pleasing.

The attractive steel fencing panels feature a tighter lower aperture of 124 x 50mm which provides maximum rebound for a range of ball sports, whilst the upper aperture of 124 x 100mm enhances visibility. With strong RHS steel posts between each panel, it's rigid, secure and hard-wearing.

Available in any RAL colour, you can match the fencing panels up to the colour scheme of your sports club or school. A variety of fixing methods and heights are available, making it an ideal perimeter for a wide range of uses, from MUGAs (multi-purpose game areas) to professional sports pitches.

FINISH

Hot dipped galvanised and polyester powder coated to any RAL colour.

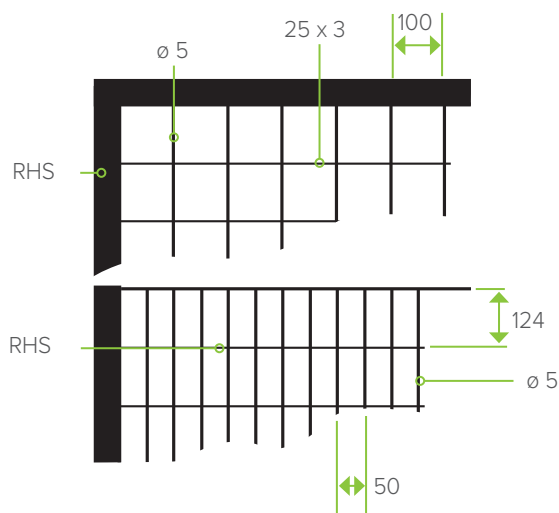
PANEL DIMENSIONS

Heights	933, 1174, 2574mm † (Other heights available)
Panel width	1995mm
Mesh size	124 x 50mm
Posts	RHS or SHS depending upon application.
Top edge projection	Nil – wire is flush on all edges

† Increased heights can be achieved by double height panels.

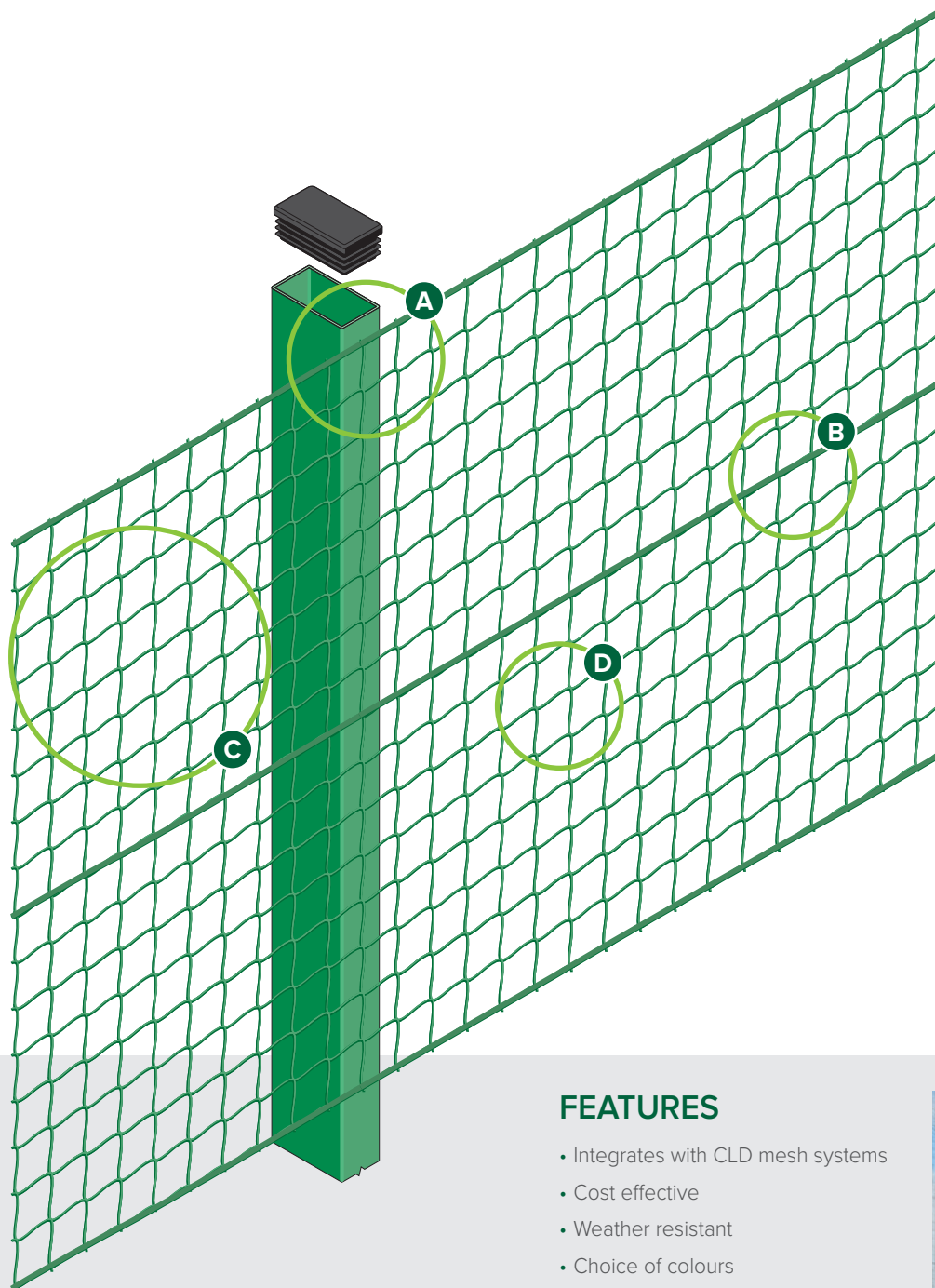
All dimensions are nominal

SYSTEM DETAILS



BALL STOP NETTING™

POLYPROPYLENE MESH



A

Easy fitting to post

B

Strong line wire for support

C

Very strong and durable

D

Range of netting apertures available



FEATURES

- Integrates with CLD mesh systems
- Cost effective
- Weather resistant
- Choice of colours

SUITABLE FOR

- Schools
- Urban areas
- Professional sports





DESCRIPTION

Keeping balls within the areas of play is essential in many sports, and our strong and durable Ballstop Netting™ will both prevent them escaping and ensure there are no stoppages.

Available in heights from 500 to 10000mm, and in a range of mesh densities, this cost-effective netting easily integrates with any fencing system, particularly our Dulok Sports™ system. The thick weather-resistant mesh is hard-wearing and fits to posts easily, with a strong line wire for added support.

Ballstop Netting™ is ideal for preventing lost equipment in schools, for enhancing the appeal of MUGAs (multi-purpose game areas), and it comes in extremely useful in a variety of amateur and professional sports, where ball containment is vital.

It is available in a range of colours, so you can match it with your existing sports fencing system.

PANEL DIMENSIONS

Heights	500mm to 10000mm
Width	To suit fence system
Mesh size	25 x 25mm, 50 x 50mm, 100 x 100mm (other options available)
Netting diameter	Variable

All dimensions are nominal



SPORTS PITCH FENCING SYSTEMS™

VERSATILE SPORTS PITCH SYSTEMS AND MULTI-USE GAMES AREA

DESCRIPTION

Transform the appearance, security and safety of any size games area with our complete Sports Pitch Fencing Systems™ package. With the ability to customise every aspect to suit all sports, you can enhance anywhere from a domestic kick-about area right up to a full-size rugby pitch.

Schools, councils and professional clubs can use our expertise to create modern, highly appealing pitch perimeters that are designed and finished to the highest standards in line with the latest safety regulations and recommendations from sporting bodies.

The range of features available with our Sports Pitch Fencing Systems™ enable several sports to be played in the same location, with the inclusion of goals in the fence line, built-in basketball hoops and retractable pitch dividers creating a multi-sport arena.

Additional options include Ballstop Netting™, timber kickboards and laser cut motifs or advertising boards that can be integrated with fencing panels.

GOAL MOUTHS AND RECESSES

Goals and recess can be formed in the fence-line, incorporating additional rebound sections if required. Fence panels are attached in a protected manner to reduce injury. Basket ball goals can be provided as part of goal mouth or fence with stand-alone units also available.

ADDITIONAL OPTIONS

The options of extension for nylon ball catch netting, timber kick-boards and laser cut motifs are available to compliment the CLD system, making it a truly customised system to fit the requirements of any given application.

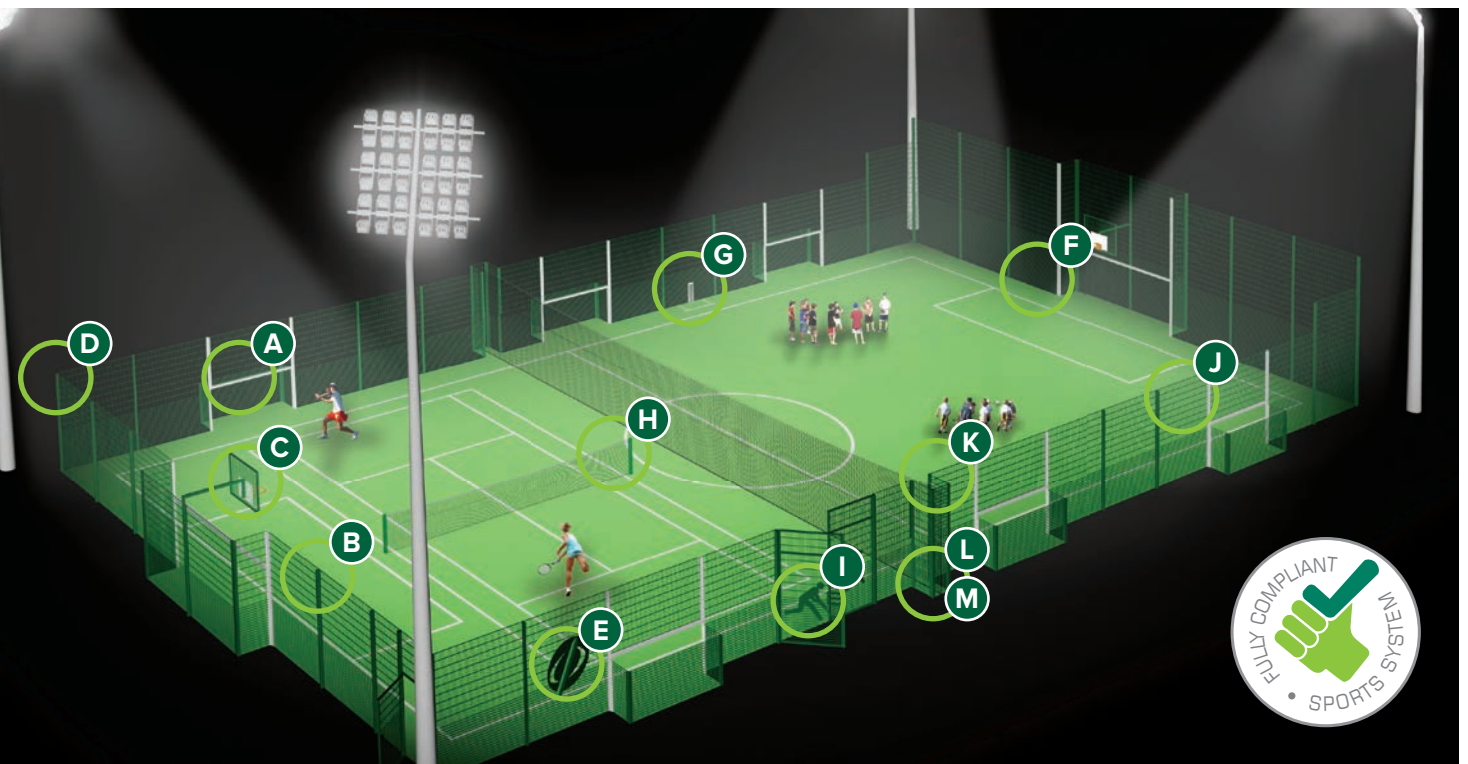















FEATURES

- Robust twin-wire construction
- Rebound panel options
- Extremely versatile build options
- Heights up to 6000mm
- Can be used for wide range of sports
- Full RAL range of colours available

SUITABLE FOR

- Schools
- Amenity areas
- Professional sports



	<p>A</p> <p>Rebound details</p>		<p>B</p> <p>Mesh details</p>
	<p>C</p> <p>Basketball hoop</p>		<p>D</p> <p>Corner detail</p>
	<p>E</p> <p>Advertising</p>		<p>F</p> <p>Timber hockey board</p>
	<p>G</p> <p>Wickets</p>		<p>H</p> <p>Tennis nets</p>
	<p>I</p> <p>Motifs</p>		<p>J</p> <p>Goal storage built into fence line</p>
	<p>K</p> <p>Retractable pitch dividers</p>		<p>L</p> <p>Gate closer</p>
	<p>M</p> <p>Single leaf gate</p>	<p>Many options are available as an integral part of the fence system – enabling multiple sports to be played at the same facility.</p>	

5.0 DECORATIVE FENCING SYSTEMS

CUSTOM FENCE DESIGNS

Designer motifs and fences

DULOK WAVETOP™

Double wire wave top panel system

STONE FENCE™

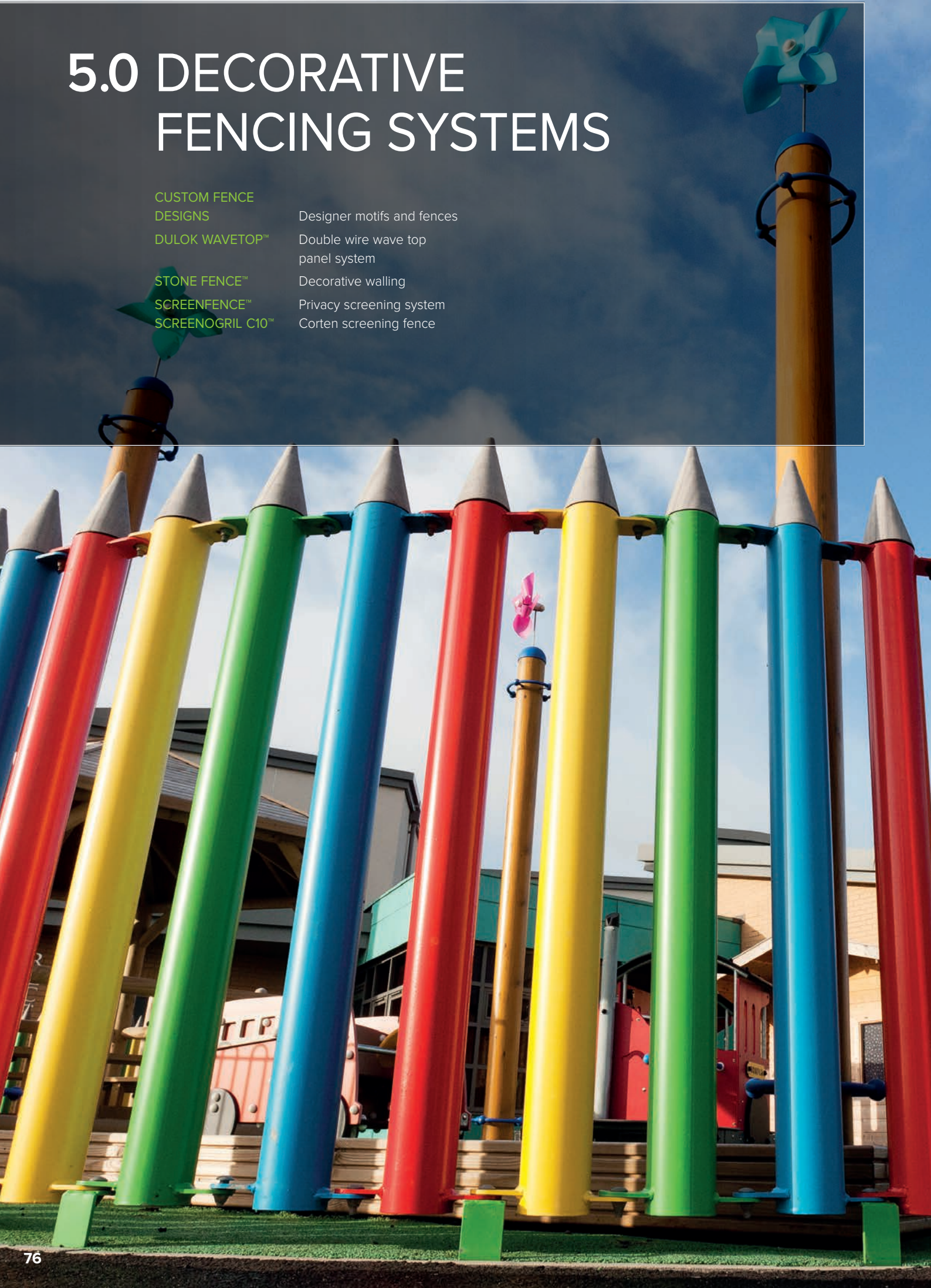
Decorative walling

SCREENFENCE™

Privacy screening system

SCREENOGRIL C10™

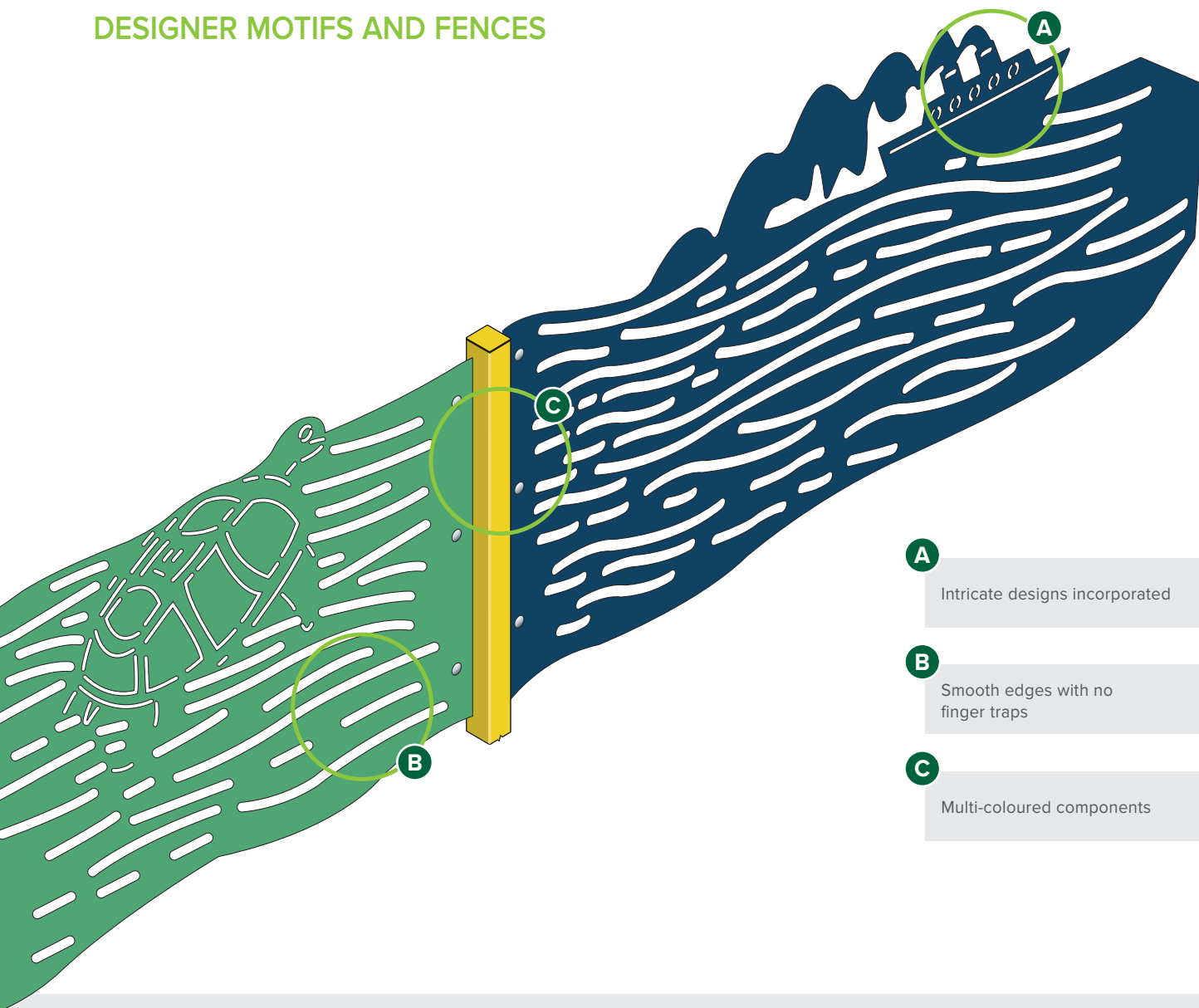
Corten screening fence





CUSTOM FENCE DESIGNS

DESIGNER MOTIFS AND FENCES



- A** Intricate designs incorporated
- B** Smooth edges with no finger traps
- C** Multi-coloured components



FEATURES

- No design limit
- Upto 4000mm x 2000mm panel size
- Any RAL colours available including metallics

SUITABLE FOR

- Play areas
- Schools
- Featured areas
- Amenity areas



DESCRIPTION

Imagination has no limits, so we will take whatever intricate shapes and designs you desire to create uniquely stylish custom fence designs. This can completely transform your fence line, ensuring your premises stands out from the crowd.

We make steel or plastic laser cut plates in the shape of motifs, company logos, a child's drawing or a famous piece of art; almost any custom fence designs can be created. We can even decorate your entire perimeter with a specific theme or works of art.

Custom fence designs have huge impact at places including play areas, schools, public places and hospitals where you need to set a particular tone or make a bold statement that reflect your organisation's ethos or values. Available in a wide range RAL colours available, including metallic colours, or featuring our Corten finish you can be as creative as you like.

FINISH

The finish can be to the customer's own requirement - in bright steel, Corten, zinc sprayed, hot dipped galvanised or finished in polyester powder-coated in any of the full RAL range of colours including metallics.

PANEL DIMENSIONS



Dimensions are unique to client's own design with manufacturing and safety parameters, with a maximum overall panel size of 4000mm x 2000mm.

FIXING/POSTS

Where a designer fence is required, we will design a relevant post section and structure required for client approval.


DESIGN

The scope of design is down to an individual's imagination – with very few limitations. All aspects of design can be accommodated and advised upon.



DULOK WAVETOP™

DOUBLE WIRE WAVE TOP PANEL SYSTEM



A Rigid panel with 2 x 8mm horizontal wires either side of a 6mm vertical

B Anti-vandal security cap

C Hook on security clamp bar

Conforms to **BS1722: Part 14**



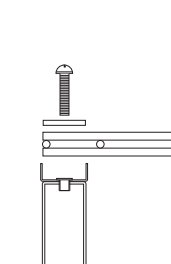
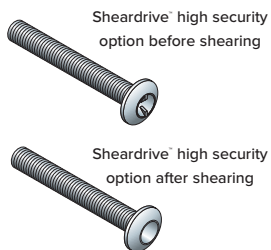
FEATURES

- Bespoke decorative panels available
- No visible fixings - minimal risk of vandalism
- Fast and simple installation
- Standard Dulok post optional
- Full range of RAL colours available

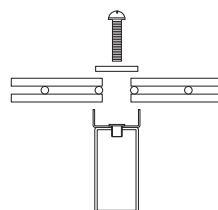
SUITABLE FOR

- Playgrounds
- Recreation grounds
- Parks
- Housing developments

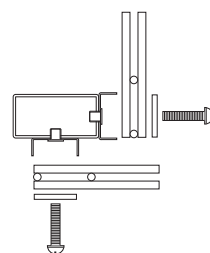
SYSTEM DETAILS



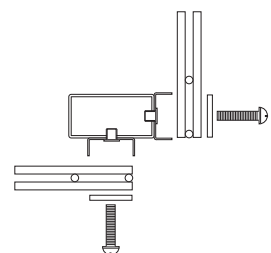
Plan of end post



Plan of panels in line



Plan of internal corner



Plan of external corner



DESCRIPTION

You often need fencing that is safe, secure and at the same time being visually appealing, particularly around playgrounds, recreation areas and housing developments. This is exactly what the Dulok Wavetop™ offers; an attractive perimeter, available in a range of RAL colours, which also stands up to vandals.

Each steel panel of the Dulok Wavetop™ has twin 8mm wires welded either side of 6mm vertical wires. This double wire feature is the signature of our Dulok™ range, making panels stronger, more rigid and extremely tough to cut through.

The galvanised steel posts also feature an anti-vandal security cap and a clamp bar with no visible fixings, adding an essential level of safety for areas designed for children. You also have the added assurance that the Dulok Wavetop™ system conforms to BS 1722-14 for open mesh steel panel fences.

FINISH

Hot dip galvanised only or galvanised and polyester powder coated. The standard colour is Green RAL 6005. RAL range of colours available.

PANEL DIMENSIONS

Heights	From 830mm up to 2430mm high (in 200mm increments)
Panel width	2506mm
Mesh size	200 x 50mm
Wire diameter	6mm verticals / 2 x 8mm horizontal (also available in 2 x 6mm)
Post size	60 x 40mm RHS
Top edge projection	Nil – wire is flush on all edges

All dimensions are nominal

DULOK WAVETOP POSTS AND CLAMPS

For the Dulok Wavetop panel system CLD has developed a post and clamp bar system which provides a simple method of securing. Complete with an anti-vandal fastener, installed with either a battery-powered driver or traditional tools, this system offers a rapid and secure installation.

SLOPING GROUND

Panels can be stepped as required within the clamp bar system. Where gradients exceed 1:16, it is recommended that taller panels are either part-buried or additional posts are used.

VARIATIONS

The posts are available in a range of lengths to accommodate panel heights and ground conditions. In addition, many variations are available:

- Wall fixing plates, cranked posts or base plated
- Cranked or straight extensions for barbed or razor wire
- Cranked panels

DIMENSIONS

Posts	60 x 40mm RHS (up to 2430mm)
Flat clamp bars	40 x 5mm
Post centres	2520mm



STONE FENCE™

DECORATIVE WALLING



A Filled with stone of your choice

B Strong double wire panel



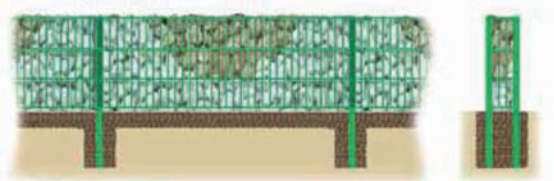
FEATURES

- Bespoke decorative panels available
- Minimal risk of vandalism
- Fast and simple installation
- Full range of RAL colours available

SUITABLE FOR


- Playgrounds
- Recreation grounds
- Parks
- Housing developments

FOUNDATIONS



Type 1

Root fix with strip foundation for heights above 1.5m.



Type 2

400 x 200mm strip footing for heights below 1.5m.



DESCRIPTION

Embrace your environmental side with our incredibly stylish Stone Fence™ decorative walling. Using our twin welded wire mesh panels to create a divide that allows you to display the beauty of local stone, broken brick or other recycled products.

The resulting barrier is resilient, vandal-resistant and noise-absorbing, while also becoming a natural haven for insects and wildlife. This is particularly popular for playgrounds, parks and modern housing developments that want to be seen to be green.

Strong enough to hold large quantities of natural filling, the durable mesh panels are made from 8mm and 6mm steel wires which cannot be easily cut, broken or damaged. Stone Fence™ is also compatible with our Dulok™ system, allowing you to form secure barrier fences and walls of varying heights.

FINISH

The recommended finish is hot dipped galvanised. However, it can be polyester coated in the RAL range of colours.

PANEL DIMENSIONS

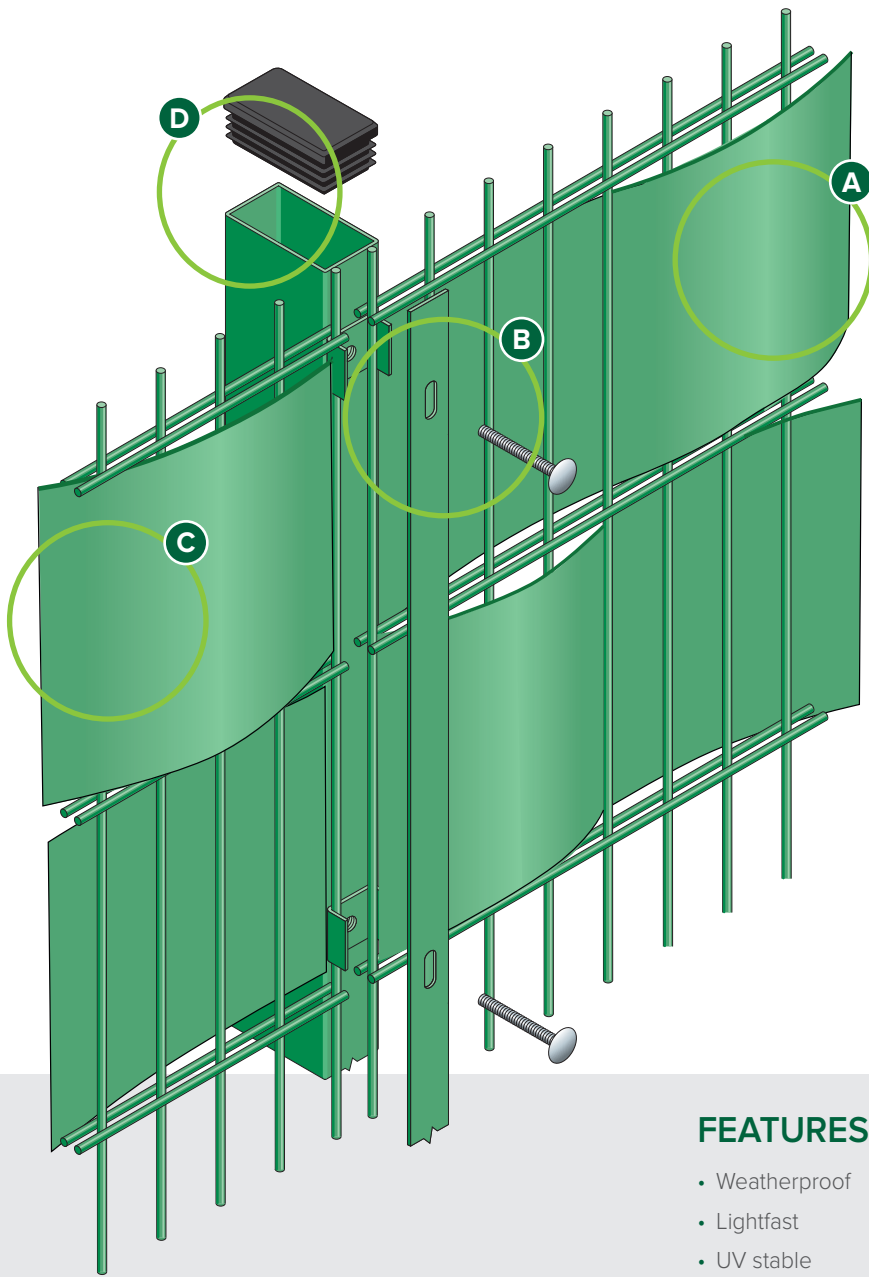
Heights	650, 850, 1050, 1250, 1450, 1650, 1850, 2050, 2250 and 2450mm
Section	2506 x 300mm
Wire	6mm (verticals) at 50mm centres 2 x 8mm (horizontal) at 200mm centres

All dimensions are nominal



SCREENFENCE™

PRIVACY SCREENING SYSTEM



A Flexible and strong polyethylene (PE)

B Screenfence is locked in place with special clip fixings

C UV stable and weatherproof material

D Compatible with all Dulok fence systems

Conforms to **BS1722: Part 14**



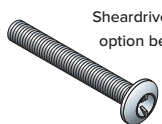
FEATURES

- Weatherproof
- Lightfast
- UV stable
- Maintenance free

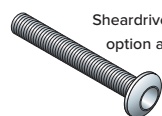
SUITABLE FOR

- Security detention centres
- Schools
- Commercial

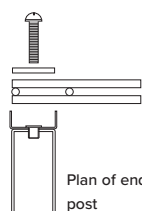
SYSTEM DETAILS



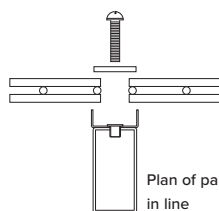
Sheardrive® high security option before shearing



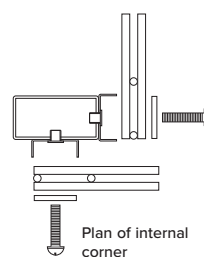
Sheardrive® high security option after shearing



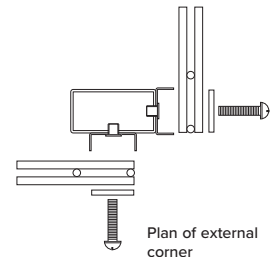
Plan of end post



Plan of panels in line



Plan of internal corner



Plan of external corner



DESCRIPTION

When privacy is a priority, you need a screening system that guarantees the visibility of your premises will be restricted. Screenfence™ performs this task, while giving your perimeter a modern vista that will last due to its increased durability.

Ideal for places like detention centres, Screenfence™ is created by fitting the durable polyethylene (PE) screens to any of the double welded wire fences from our Dulok™ range. Screens are secured in place using custom made clip fixings and sturdy bolts, ensuring they'll stand up to vandals.

Polyethylene is both UV stable and weatherproof, so screens will keep their colour even in varying temperatures. It's a cost-effective material that looks great too, making your fencing system fit in perfectly with any surrounding environment.

And like all of the fences in our Dulok™ range, Screenfence™ conforms to the British Safety Standards for open mesh steel panel fences, offering added peace of mind.

FINISH


Polyethylene (PE)

PANEL DIMENSIONS

Heights	630, 830, 1030, 1230, 1430, 1630, 1830, 2030, 2430, 2660, 2860, 3030, 3460, 3660, 3860, 4060, 4460, 5060, 5460, 5660, 6060mm
Panel width	2506mm
Mesh size	200 x 50mm
Posts	60 x 40mm RHS to 120 x 60mm RHS dependant on height
Top edge projection	30mm*


* can be inverted to give flush edge

All dimensions are nominal



SCREENOGRIL C10™

LOUVRE FENCING SYSTEM



A

Ideal for urban designs

B

Controlled visibility 80/20
or 100/0

C

Anti climb for better security

D

Corten finish

n55Plus

FEATURES

- Aesthetically pleasing
- Versatile screening
- Strong louvre profile
- Modular fencing system

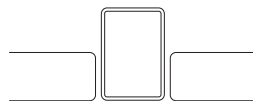
SUITABLE FOR

- Hospitals
- Corporate commercial developments
- Airports or seaports
- Multi-storey car parks
- Any screening application

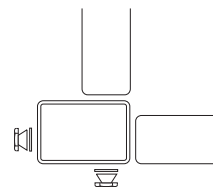
SYSTEM DETAILS



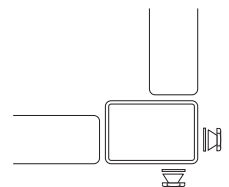
Plan of end



Plan of panels in line



Plan of internal corner



Plan of external corner



DESCRIPTION

Enjoy all the benefits of our incredibly popular Screenogrill™ louvre system but in a stylish, weathered finish. The Corten steel alloy of Screenogrill C10 features a rustic antique appearance, which is not only resistant to corrosion but eliminates the need for regular painting.

Just like the standard version, Screenogrill C10 limits the visibility of any premises, with each 1963mm wide panel being available in any height and with two choices of louvre angles. The 80/20 version provides 80% screening with 20% visibility, while the 100/0 version provides 100% total screening with zero visibility.

There's also the option to have panels fitted horizontally or vertically, giving you complete control of how Screenogrill C10 looks. With the strong profiled louvres being fused together with a high electrical voltage, you can have confidence that it'll remain strong even in harsh conditions.

FINISH

Corten finish.

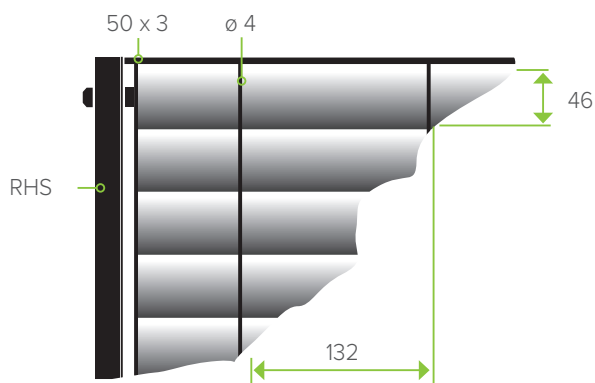
PANEL DIMENSIONS

Heights	954, 1183, 1596, 1963mm † (Other heights available)
Panel width	1642 or 1992mm
Mesh size	N/A
Posts	RHS or SHS depending upon application.
Top edge projection	Nil wire is flush on all edges

† Increased heights can be achieved by double height panels.

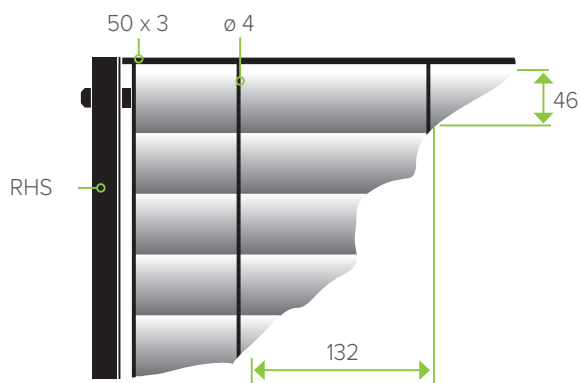
All dimensions are nominal

SYSTEM DETAILS



SCREENOGRIL™ 80/20

80% solid / 20% visibility



SCREENOGRIL™ 100/0

100% solid / 0% visibility

6.0 ACCESS CONTROL

LOCKMASTER SWING GATES

Double and single leaf swing gates

LOCKMASTER SR2

Security rated gates to LPS 1175 category 2

LOCKMASTER SR3

Emergency egress security gate to LPS 1175 category 3

SLIDEMASTER

Cantilever sliding gates

SLIDEMASTER SR1

Cantilever security sliding gate to LPS 1175 category 1

SLIDEMASTER SR2

Cantilever security sliding gate to LPS 1175 category 2

SLIDEMASTER SR3

Cantilever security sliding gate to LPS 1175 category 3

SPEEDMASTER

Bi-folding trackless speed gates

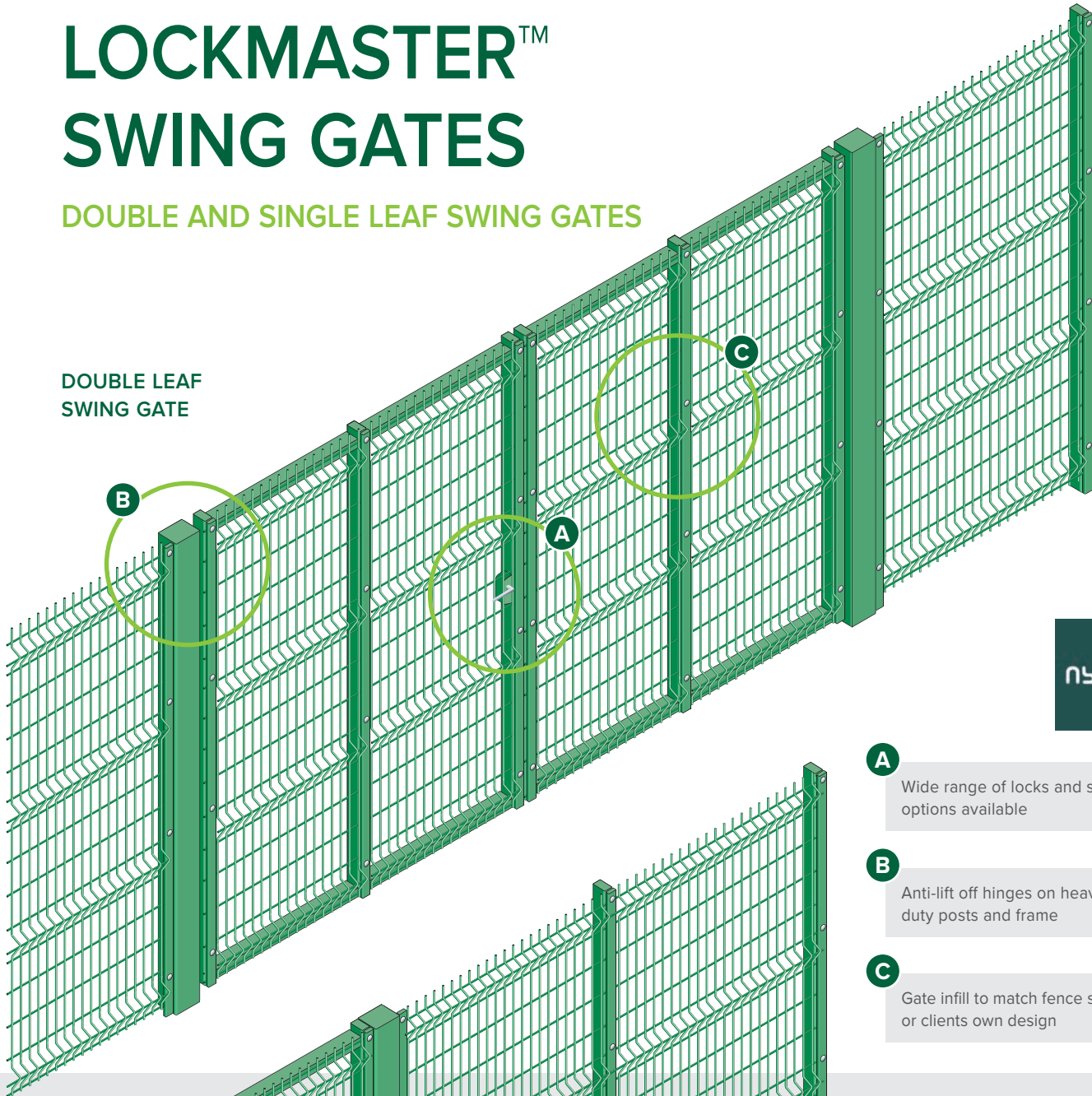




LOCKMASTER™ SWING GATES

DOUBLE AND SINGLE LEAF SWING GATES

DOUBLE LEAF
SWING GATE



- A** Wide range of locks and security options available
- B** Anti-lift off hinges on heavy duty posts and frame
- C** Gate infill to match fence system or clients own design


FEATURES

- Double or single leaf opening
- Matching infill options
- Lockable drop bolts
- Secure design
- Automation option

SUITABLE FOR

- Parks
- Schools
- Amenity areas
- Industrial applications

SINGLE LEAF
SWING GATE





DESCRIPTION

Every fence line needs at least one gate to allow for the safe passage of people and vehicles, and our single and double LockMaster™ Swing Gates fit seamlessly with every fencing system we offer.

The rigid welded steel wire mesh panels of Lockmaster™ Swing Gates are fixed to a steel SHS surround using a solid clamp bar and secure fixings, making them extremely hard-wearing and giving them a real heavy-duty feel.

They're supplied with steel drop bolt sockets to be set in concrete, and all gates feature adjustable anti-lift-off hinges, making them incredibly difficult to vandalise.

Gates are fitted with a swing bolt lockcase and eurocylinder as standard, although you can enhance security with your choice of options from our Locking and Closing range. You can also top gates with any of the deterrents from our Active Anti-Intruder range.

FINISH

Hot dip galvanised and polyester powder-coated. Available in the RAL range of colours.

DIMENSIONS

Heights	up to 4000mm +
Gate width	up to 6000mm single leaf gates up to 12000mm double leaf gates
Post size	80 x 80 x 4mm up to 250 x 250 x 6.3mm SHS
Gate frame	50 x 50 x 3mm up to 80 x 80 x 4mm

All dimensions are nominal

LOCK AND CLOSING OPTIONS

CLD are able to offer a wide range of lock options to suit either the swing or sliding gates, including the conventional slide latch. Through to the Locinox range of locks which offer the advantage of having a handle to open and close the gates.

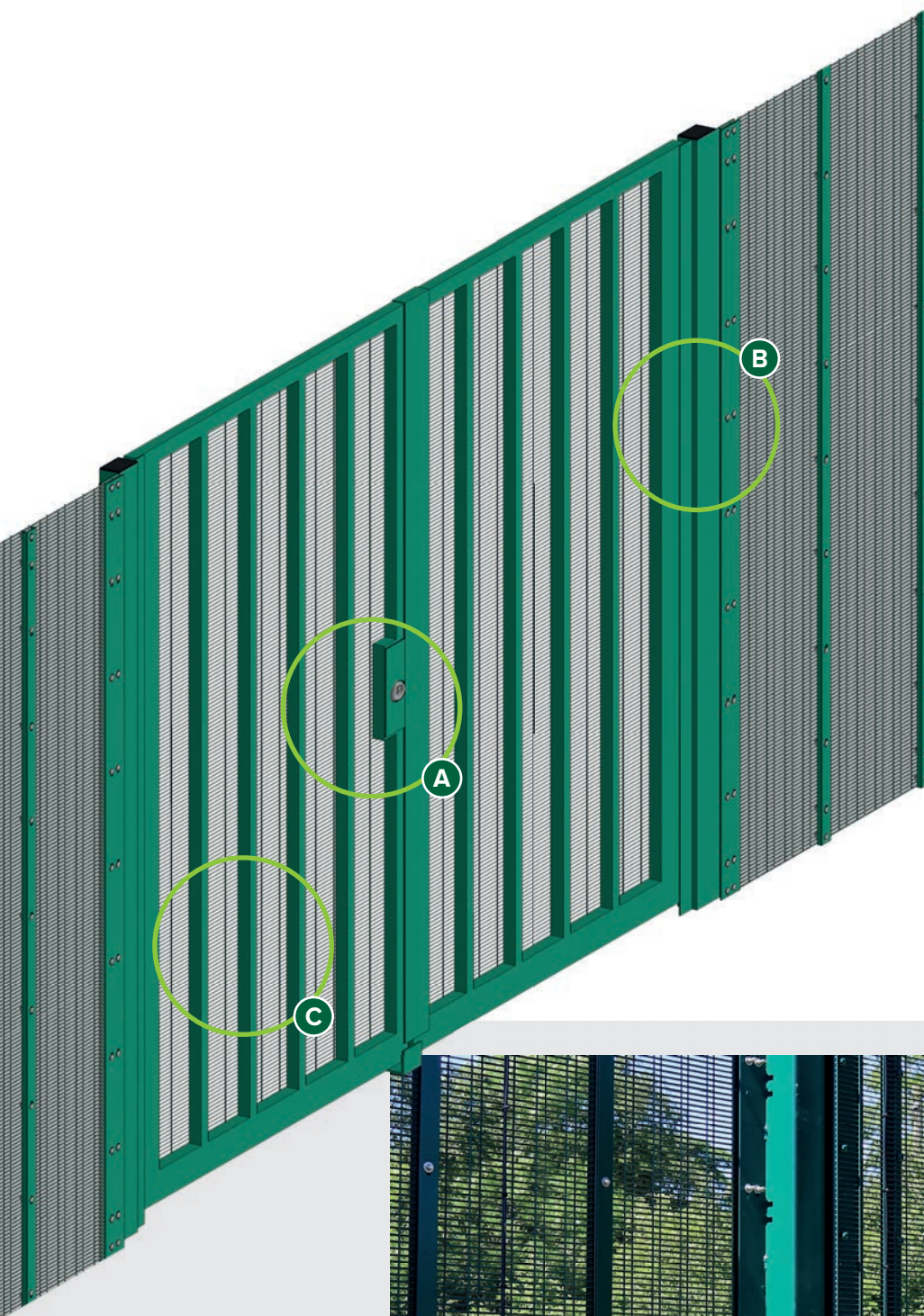
All gates are custom made and can incorporate a self-closing device and/or a fire exit panic latch, to meet fire escape regulations, or a hardwearing codelock locking system, for high security applications.

See **Page 109** for further details on the full range of locking and closing options."



LOCKMASTER SR2™

SECURITY RATED GATES TO LPS 1175 CATEGORY 2



- A** High security integral lock
- B** Anti-lever gate frame and post interface
- C** Heavy duty design



FEATURES

- High security
- Double or single leaf opening
- Double sided locking
- Full range of RAL colours available

SUITABLE FOR

- Government buildings
- Data centres
- Airports and seaports
- Utility suppliers
- High secure units



DESCRIPTION

When you have a high security fencing system, you need to complement it with gates that offer equal protection, and LockMaster™ SR2 Gates fit the bill. Available in double or single leaf, the Securus welded steel wire mesh provides ample defence for government buildings, data centres, airports and secure units.

Security features include adjustable, anti-lift-off hinges, an anti-drill dead lock that's accessible from both sides, steel drop bolts and an anti-lever frame design. This provides maximum confidence for even the most criminally-targeted locations.

Carrying certification to Loss Prevention Standards 1175 Security Ratings (SR2), LockMaster™ SR2 Gates will withstand sophisticated attacks from mechanical tools; ideal for all high risk sites and when you have to conform to global security standards.

You can also top gates with any of the deterrents from our Active Anti-Intruder range, including barbed and razor wire, anti-climb rotating spikes and saw-toothed edging.

FINISH

Hot dip galvanised and polyester powder-coated. Available in the RAL range of colours.

DIMENSIONS

Height	2400mm and 3000mm
Width (single)	900 to 3000mm
Width (double)	1200 to 6000mm
Post size (single)	80 x 80 x 5mm up to 250 x 250 x 6.3mm
Post size (double)	150 x 150 x 5mm up to 250 x 250 x 6.3mm

All dimensions are nominal

LOCKMASTER SR2

The LockMaster SR2 posts can be manufactured with or without base plates. Size of post will be determined by the width of gate ordered. Posts are flanged to accept any of the CLD systems. Frames are manufactured from RHS section and vertically welded to form extremely strong corners. Securus SR rated mesh is attached to the gate using pin hex security screws and washers.

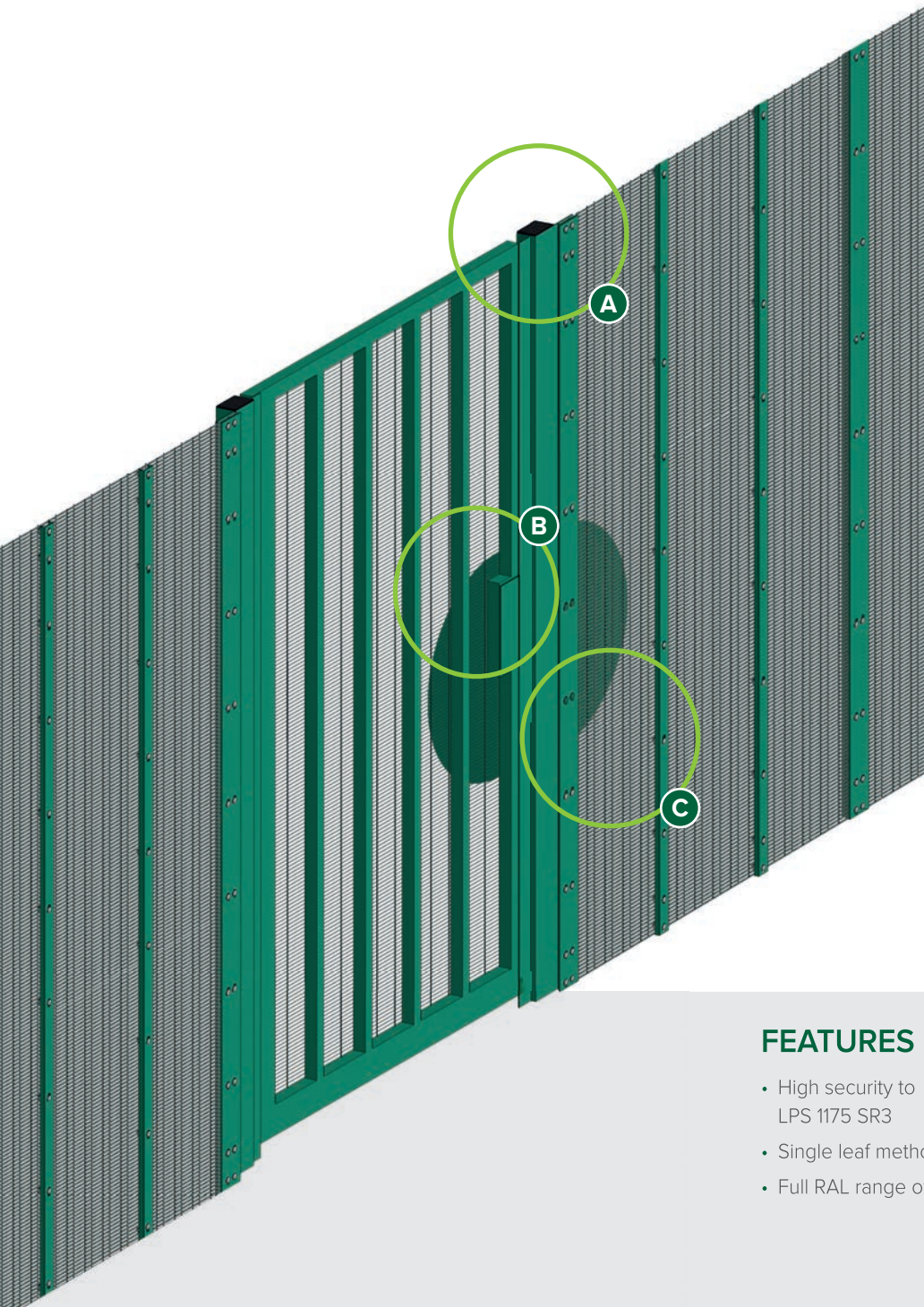
LOCKING ARRANGEMENT

All LockMaster SR2 gates have a purpose made lock box with a security key guard – a very secure solution for fence lines, compounds and secure storage.



LOCKMASTER SR3™

EMERGENCY EGRESS SECURITY GATE TO LPS 1175 CATEGORY 3



- A** Fully framed and pre-hung for fast and secure install
- B** High security locking system
- C** Anti-tamper side panel shroud




Image for illustration purposes only

FEATURES

- High security to LPS 1175 SR3
- Single leaf method of exit
- Full RAL range of colours

SUITABLE FOR

- Government buildings
- Data centres
- Airports and seaports
- Utility suppliers
- High secure units



DESCRIPTION

The Lockmaster SR3 single leaf outwards opening security gate with emergency egress is the first of its kind to hold LPS 1175: Issue 7 Category 3 approval. Part of the Lockmaster Range of Security Gates it offers unrivalled security and emergency route access for the most secure locations.

Designed to be used as part of an emergency exit route from a secure location, the Lockmaster SR3 features our Securus Rigid Mesh Panel Infill with the addition of further security upgrades such as Secure Sections on the infill and a Security Shroud to protect the emergency release.

Available in outwards opening single leaf only at a fixed size of 1485mm width and 2350mm height it is available in a full range of RAL colours in polyester powder coating or hot dip galvanised only. The Lockmaster SR3 is used across a range of industries and locations including Utility Sites such as Nuclear, Electricity and Water, Ports and Docks, Government Locations, Military Bases, Airports and Data Centres.

FINISH

Hot dip galvanised only or polyester powder-coated. Available in the RAL range of colours.

DIMENSIONS

Height	2335mm
Width	1480mm
Gate Frame	60 x 60mm RHS
Post size (single)	100 x 100mm RHS

All dimensions are nominal



SLIDEMASTER™

CANTILEVER SLIDING GATES



- A** Heavy duty aluminium frame
- B** Choice of infill
- C** Totally enclosed track

Conforms to **BS EN 12453**



FEATURES

- Available in manual or automatic operation
- Clear drive through widths up to 20000mm
- Full range of panel infills
- Full range of RAL colours available

SUITABLE FOR

- Industrial and retail parks
- Data centres
- Airports and seaports
- MOD



DESCRIPTION

Ideal for everyday access needs, our base model SlideMaster™ cantilever sliding gates offer a unique blend of practicality and protection that's ideal for retail parks, industrial sites and other relatively low-level security locations.

With a heavy duty aluminium frame and your choice of infill – from standard vertical bar panels to any of our Mesh Panel products – SlideMaster™ gates not only offer great security, but they present a modern and professional entry and exit control.

You can choose from manual or automatic operation, and with double gate drive through widths of up to 20000mm, they allow access room for even the largest of vehicles. The track of the sliding gate is totally enclosed too, preventing damage from vandals.

Not only are they incredible cost effective, but SlideMaster™ gates also conform to the British Safety Standards (BS EN 12453) for power-operated industrial or commercial gates, so you have they added assurance that they're built with quality in mind.

FINISH

Aluminium or galvanised and polyester powder-coated. Available in the RAL range of colours.

DIMENSIONS

Gate width (single)	1200mm up to 10000mm
Gate width (double)	2400mm up to 20000mm
Operating speed	4 seconds per metre
Gate infill panel	CLD mesh options or vertical bar

Please seek technical advice on foundation details before specifying or installing this range.

All dimensions are nominal

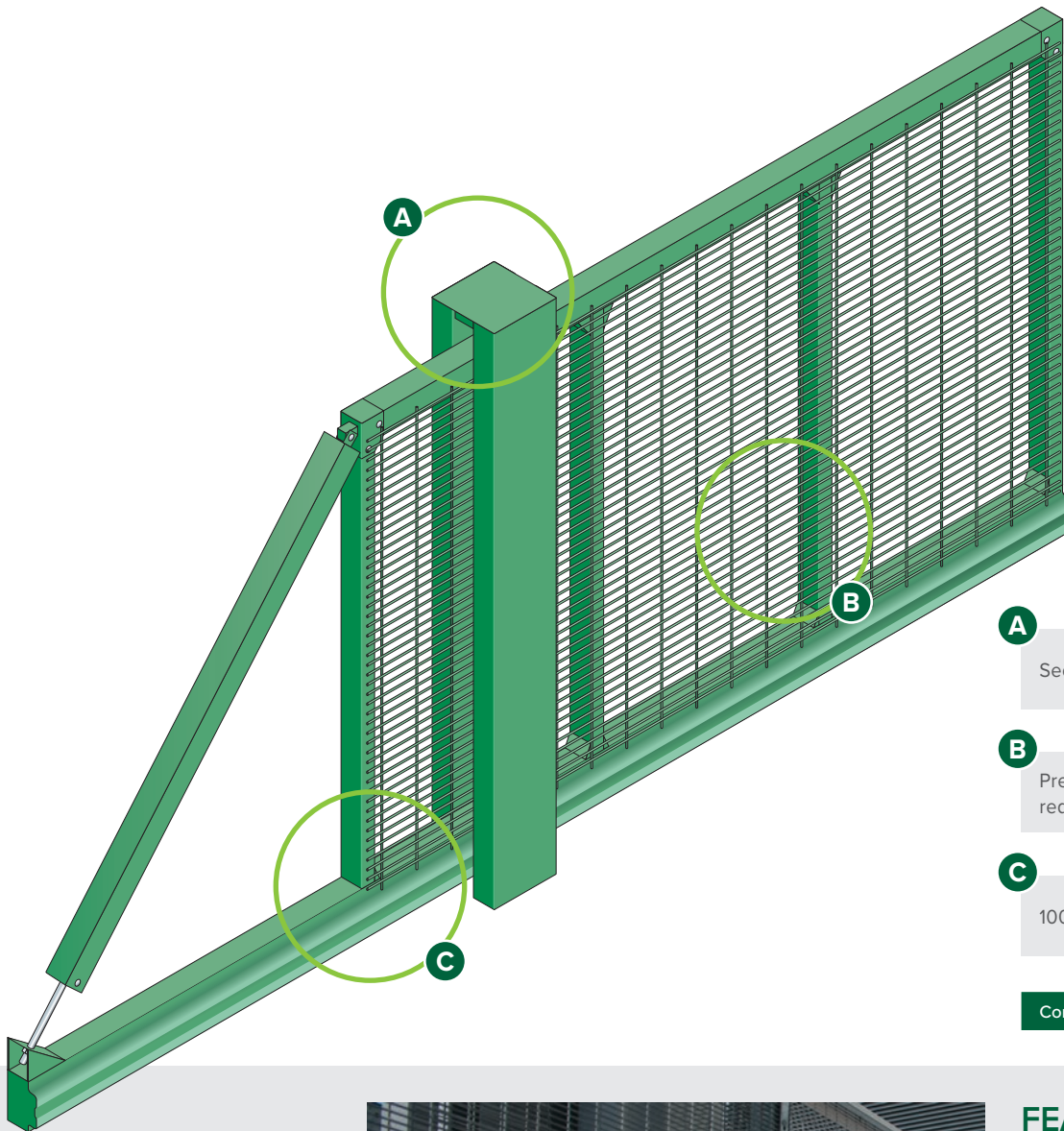
SPECIFICATION CLAUSES

Please contact CLD on 01270 764751



SLIDEMASTER SR1™

CANTILEVER SECURITY SLIDING GATE TO LPS 1175 CATEGORY 1



- A** Security Rating
- B** Pre wired for access control requirements
- C** 100% Duty cycle motor

Conforms to **BS EN 12453**



FEATURES

- Excellent visibility for CCTV
- Clear drive through widths up to 8000mm
- Fully compliant with safety regulations
- Full range of RAL colours available

SUITABLE FOR

- Secure compounds
- Controlled entry points
- Data centres
- Utility suppliers



DESCRIPTION

Improve the security of your access point with the automatic SlideMaster SR1™ cantilever sliding gates, which offer several layers of enhanced protection over the base model SlideMaster™.

Ideal for secure compounds, data centres and controlled entry points, SlideMaster SR1™ gates carry certification to Loss Prevention Standards 1175 Security Ratings (SR1), providing a one minute delay time to physical attackers using basic tools.

With Securus mesh panels as standard, they're difficult to cut through while offering excellent visibility for any existing CCTV systems. You also have the option of adding vehicle security barriers behind the gates to meet the Publicly Available Specification (PAS) 68 rating for vehicle impact resistance.

Available in a full range of RAL colours, you can match SlideMaster SR1™ gates to the colour of your existing fencing system or your organisation's branding, ensuring an attractive and secure perimeter.

FINISH

Aluminium and polyester powder-coated. Available in the RAL range of colours.

DIMENSIONS


Gate width	2400mm up to 8000mm
Operating speed	Auto only

Please seek technical advice before specifying sliding gates.

All dimensions are nominal

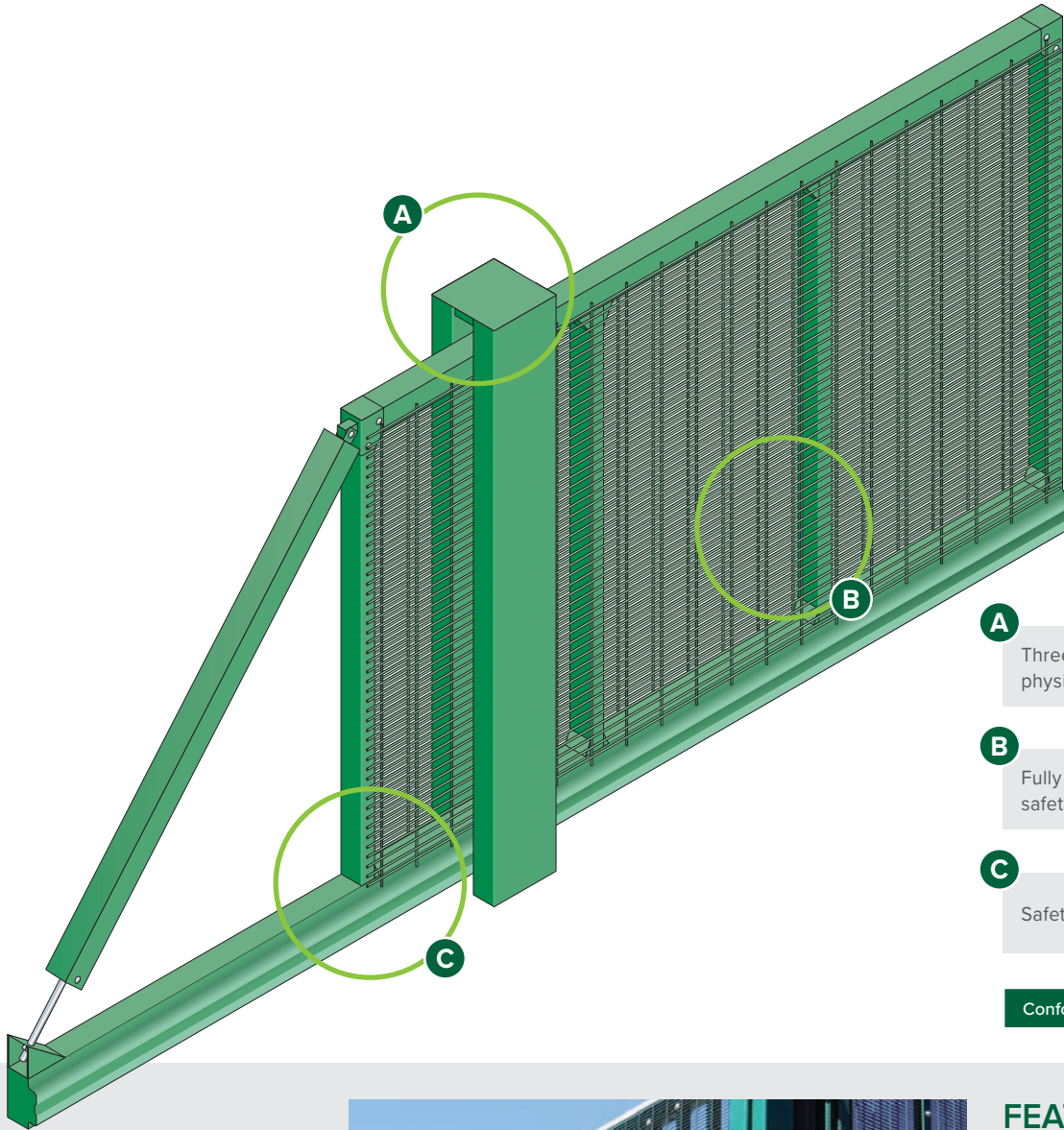
SPECIFICATION CLAUSES

Please contact CLD on 01270 764751



SLIDEMASTER SR2™

CANTILEVER SECURITY SLIDING GATE TO LPS 1175 CATEGORY 2



- A** Three minute delay on physical attacks
- B** Fully compliant to latest safety regulations
- C** Safety edges to all sides

Conforms to **BS EN 12453**



FEATURES

- Excellent visibility for CCTV
- Clear drive through widths up to 8000mm
- Fully compliant with safety regulations
- Full range of RAL colours available

SUITABLE FOR

- Secure compounds
- Controlled entry points
- Data centres
- Utility suppliers



DESCRIPTION

When greater levels of security are needed, SlideMaster SR2™ cantilever sliding gates give you that enhanced level of access protection. With double skinned mesh panels that are incredibly difficult to break through, you can be confident that your perimeter will withstand even sophisticated attacks from people or vehicles.

With certification to Loss Prevention Standards 1175 Security Ratings (SR2), SlideMaster SR2™ gates are proven to provide a full three minutes' delay time to physical attackers using mechanical tools. This makes them the ideal choice for sites including airports, seaports and Ministry of Defence premises.

The second most secure option in our SlideMaster™ range of sliding cantilever gates are made from heavy duty aluminium, with safety edges on all sides.

FINISH

Aluminium and polyester powder-coated. Available in the RAL range of colours.

DIMENSIONS


Gate width	2400mm up to 8000mm
Operating speed	Auto only

Please seek technical advice before specifying sliding gates.

All dimensions are nominal

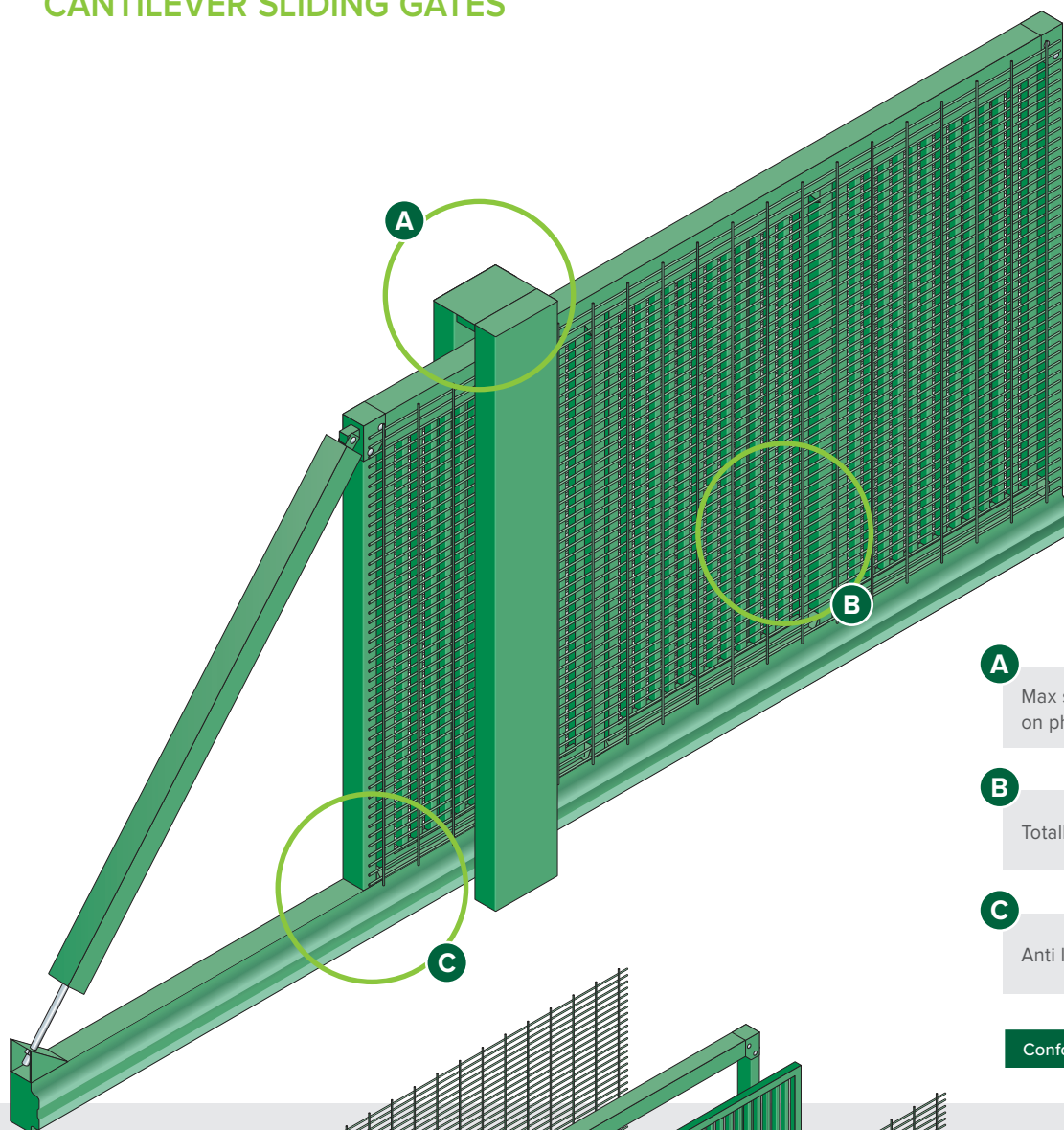
SPECIFICATION CLAUSES

Please contact CLD on 01270 764751



SLIDEMASTER SR3™

CANTILEVER SLIDING GATES



- A** Max security – Five minute delay on physical attack
- B** Totally enclosed controls
- C** Anti lever locking arrangement

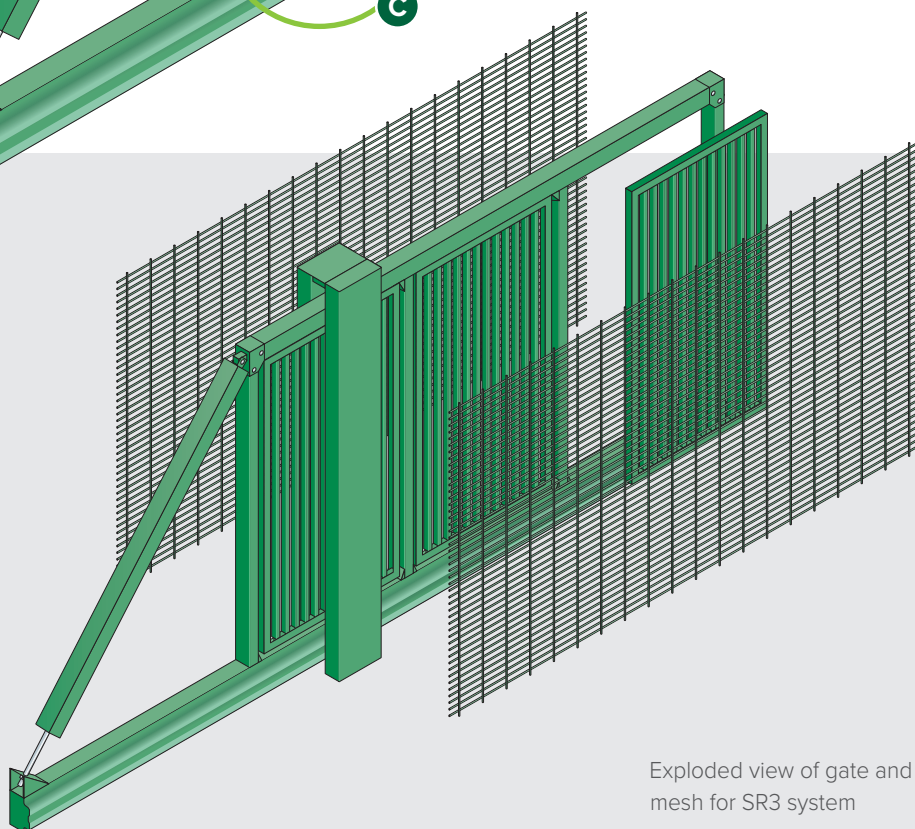
Conforms to **BS EN 12453**

FEATURES


- Very cost effective
- Integrates with other security products
- No keyed locks

SUITABLE FOR

- Sensitive security areas
- Government sites
- Power and utility sites



Exploded view of gate and mesh for SR3 system



DESCRIPTION

Maximum security premises require the highest level of protection, and that's exactly what SlideMaster 3™ cantilever sliding gates provide. As the most secure option in our SlideMaster™ range and the world's first SR3 Sliding Gate, they are built for the most sensitive security areas, including prisons, power stations and government sites.

Having certification to Loss Prevention Standards 1175 Security Ratings (SR3), they provide a solid five minutes' delay time to physical attackers using even advanced mechanical tools.

This is down to the aluminium gate panels of SlideMaster SR3™ being protected by two layers of incredibly durable welded wire mesh, ensuring they'll stand up to even the most determined attackers time and time again.

With no keyed locks and totally enclosed controls, SlideMaster SR3™ boasts a wealth of security features. You also have the option of adding vehicle security barriers behind the gates as an extra resistance to vehicle impact.

FINISH

Aluminium and polyester powder-coated. Available in the RAL range of colours.

DIMENSIONS

Gate width	2400mm up to 7000mm
Operating speed	Auto only

Please seek technical advice before specifying sliding gates.

All dimensions are nominal

SPECIFICATION CLAUSES

Please contact CLD on 01270 764751



SPEEDMASTER™

BI-FOLDING TRACKLESS SPEED GATES



A Catch plate for security

B Safety edges as standard

C Heavy duty hinges

D Infill options vertical bar or any CLD system

Conforms to **BS EN 12453**



FEATURES

- Very cost effective
- Integrates with other security products
- No keyed locks

SUITABLE FOR

- Sensitive security areas
- Government sites
- Power and utility sites



DESCRIPTION

To maintain the protection of their perimeter, high level security premises need gates that open and close quickly. The SpeedMaster™ bi-folding trackless speed gates open more than twice the speed of traditional swinging gates.

The rapid opening and closing action ensures traffic rarely stands still, so there's less opportunity for tailgating. With the SpeedMaster™ gates folding in on each other as they open, they're ideal where space is at a premium.

Security is high on the agenda too, with the RHS steel frame gates featuring either tubular steel vertical bars, or your choice of infill, including our ultra-defensive Securus™ range. You can also fit spiked tops, warning lights and sirens if needed.

Designed for continuous operation, SpeedMaster™ gates use a PLC-controlled motor, worm and wheel gearbox with a direct-drive shaft connected to the leaf gate, so they open and close effortlessly smoothly. They're also compatible with most access control options, including keypad, proximity card and, remote control.

FINISH

Zinc plated and polyester powder coated.

DIMENSIONS

Height Up to 4000mm

Width Up to 9000mm

All dimensions are nominal



ACTIVE ANTI-INTRUDER SYSTEMS™

Integrated Security

In an ever changing world where the threat level can change on an hourly basis, the ability to integrate a system of security to deal with this is key. At CLD Fencing Systems we are able to offer secure integration of our fencing and gate systems with a range of electronic and physical security additions; including anti-climb toppings, perimeter intruder detection systems (PIDS), CCTV and power fencing.

As with all our systems, we have designed them to be upgradable with the change in your threat level making them FutureProof™ for many years to come. To find out more about how you can create a multi-threat defence system please contact info@cld-fencing.com



All of CLD's systems are compatible for use with a wide range of electronic platforms. Integration with PIDS, CCTV and access control is simple from our trusted affiliated partners.

Most electronic fencelines can be incorporated as part of the system during initial installation or retrospectively fitted as new products become available. Either way you can stay ahead of your security enhancements.



CCTV



BIOMETRICS



POWER FENCING



PERIMETER INTRUDER DETECTION SYSTEMS (PIDS)



ACCESS MANAGEMENT



GATE CONTROLS

SECURITY EXTENSIONS AND DETECTION

The CLD security extensions are a must for any security inspired project, these systems help deter the would-be activist or intruder by forming a cranked top extension piece either as a 'T', 'Y' or straight lift to accept the barbed or razor wire.



'Y' crank – 2 way crank at 45° to prevent climbing and increase security.



'T' crank – provides a good support for coiled razor wire with no foot supports or hand holds.



Perimeter detection – PIDS, Power fencing and CCTV can be added to your perimeter fencing.



45° crank with matching mesh to increase security.



Straight extension – performs well for medium security applications.

SECURITY TOPPING

The CLD security toppings are built to go along with the security extensions. Security toppings come in many different formats, coiled or flat wrap razor wire, saw tooth spikes, traditional barbed wire and anti-climb rotating spike.



Anti-climb rotating spike – sharp rotating spikes to prevent climbing.




Flat wrap razor wire - coiled in the vertical plain. Excellent for use with straight extensions.



Saw tooth spike – popular option on gates.



Concertina razor wire – excellent for use with 'Y' and 'T' crank posts. Standard sizes 400mm or 965mm



Barbed Wire - excellent for medium security.

ACCESS CONTROL

Vehicle & Pedestrian control

With any line of defence, your perimeter is only as secure as its entry and exit points. At CLD Fencing Systems we know choosing the appropriate combination of systems that meet your security requirements can be a minefield of decisions.

However, with over 40 years of experience in the industry, you can be certain that our team of professional gate experts will be on hand from concept to delivery; assisting you in all aspects of the production and integration of your project. Our products offer real results consistently, and not only this; we also know how important it is to be on time and on budget.



VEHICULAR CONTROL

CLD offer complete solutions to vehicle control including automatic lift arm barriers, rising kerbs, bollards etc... our trained consultants can help you through the selection process of understanding the products needed to fulfil not only your security needs but your financial requirements – please contact our team to discuss.


Email us info@cld-fencing.com
or call us on + 44 (0)1270 764751



Automatic or manual vehicle barriers - Robust and simple-to-operate barriers supplied with or without apron.



Traffic flow plates - Surface mounted for reducing traffic speed and maintaining traffic direction.




Height restriction barriers - For car parks and entrance ways



Automatic Rising Bollards - Heavy Duty for traffic control. Available with LED lights.



Rising Kerbs - Automatic for controlling traffic in both directions – excellent for use with coded/card entry points.



Access Key pad control tower - Multi height access entry points for secure entrances.



Gate automation - Full gate automation systems for entry and exit solutions.

PEDESTRIAN CONTROL

CLD Fencing Systems offer a full range of pedestrian control options to suit every application; the range covers panic latches for emergency egress gates, code locks, turnstiles etc... If the requirement is more demanding we have the high security range of locks which meet all the necessary certification.

CLD operate a versatile manufacturing plant and can incorporate tailored locking arrangements to suit client requirements – please contact our team to discuss your needs.

Email us info@cl-d-fencing.com or call us on + 44 (0)1270 764751




Standard Locks - This is a very user friendly and secure gate option with handle latch use and key deadlock.



Push-Pad Locks - This latch is the answer to all gates on fire exit and access routes with the advantage of cylinder lock for night security.



LockMaster - This cylinder lock is the most secure lock option removing any foothold.



Lockmaster Slide Latches - The traditional Bridle and Slide latch is the ideal robust solution for utilising a clients' own padlock.



Codelocks - The code lock is the most secure coded access lock available for external gate use and can be fitted to any CLD LockMaster or SlideMaster gate.




Security Keeps - This works with any of the Locinox range of locks offering additional anti-pry security.



Pedestrian Turnstile Barriers - Robust and available with coded or card entry systems.



Horizontal Closures - This is a doubly adjustable horizontally positioned self closing device ideal for keeping gates in the closed position.



Vertical Closures - The latest technology in gate closers is demonstrated in this highly adjustable state of the art vertical gate closer. The ideal accompaniment for the Vinci-CodeLock.



Maglocks - Compact magnetic locking arrangement with built in handle – excellent for use with other access control arrangements.

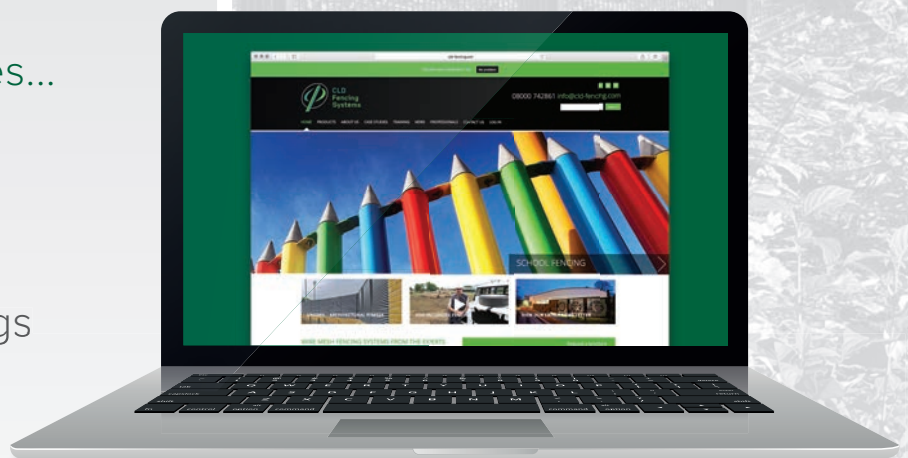
A large area of the page is filled with horizontal dotted lines, providing a template for writing or drawing.

A large area of the page is filled with horizontal dotted lines, providing a template for writing or drawing.



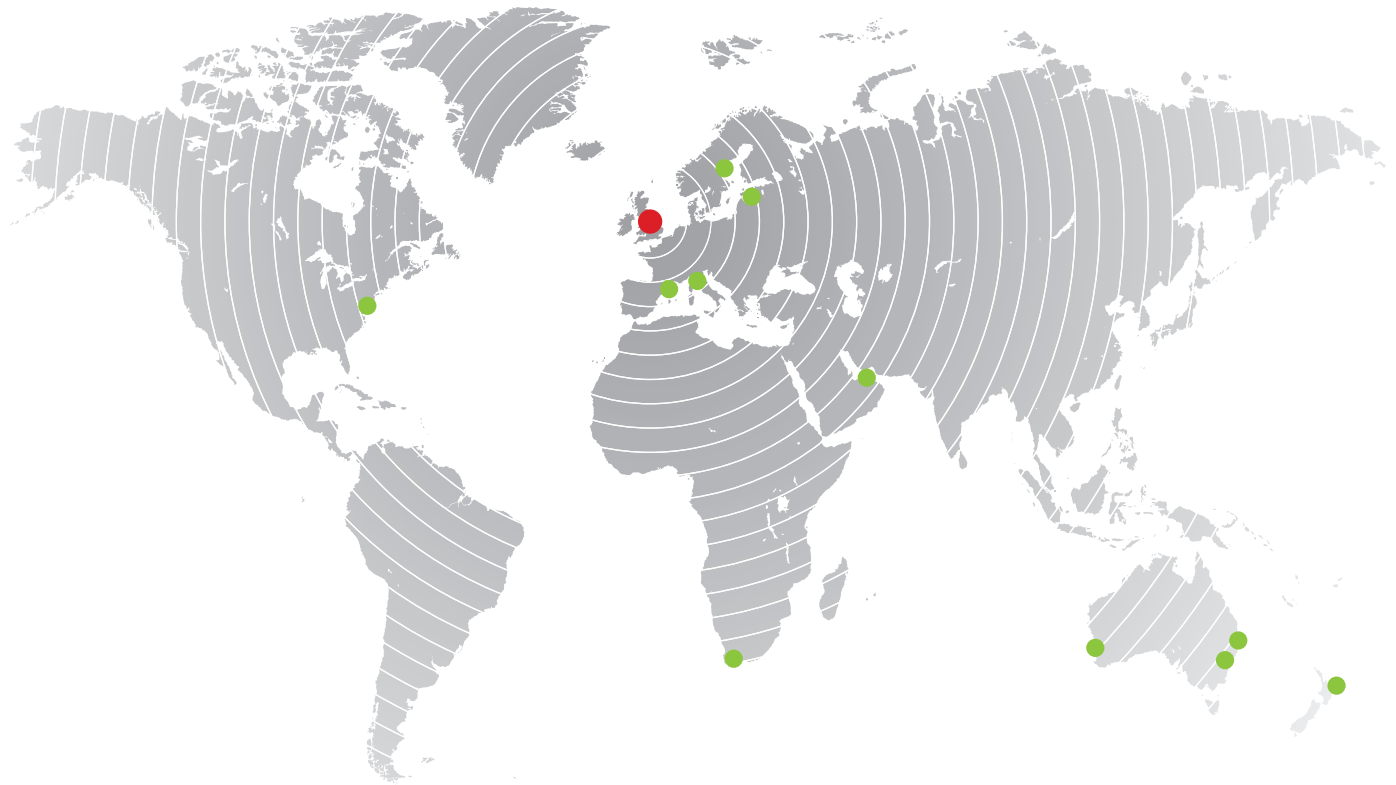
Our **full support** includes...

- Advice
- Site surveys
- Product samples
- PDF and DWG drawings
- Project intelligence
- Cost proposals
- BIM library
- Full NBS specifications



Visit www.cld-fencing.com
for more information **about**
us and **our products**.

Going the **extra secure mile... worldwide**



Distributors in:

Australia | Estonia | France | Italy | New Zealand | Scotland | South Africa | Sweden | UAE | UK | USA



Head office:

Unit 11, Springvale Business Centre,
Millbuck Way, Sandbach, Cheshire, CW11 3HY

Tel +44 (0)1270 764751

Fax +44 (0)1270 757503

Email info@cld-fencing.com

www.cld-fencing.com

London Office:

47 Gee Street, London, EC1V 3RS
Tel +44 (0)1270 764751

Sydney Office:

6th Floor, 10 Herb Elliot Avenue, Sydney Olympic Park, New South Wales 2127
Tel +61 (0) 2 8310 7429

Dubai Office:

Office 508, 5th Floor, Fairmont, Sheikh Zayed Road, Dubai, UAE
Tel +971 (0) 4311 6717

All information contained within this document including technical details, graphics and photographs are copyright © CLD Fencing Systems LLP 2016.
This document may not be reproduced, copied, transmitted or stored in any form without written permission from CLD Fencing Systems.

All information correct at time of printing. We reserve the right to alter specification without notice.