



NATIONAL ACCESS AND
SCAFFOLDING CONFEDERATION



2019

MAINTAINING HIGH STANDARDS IN SCAFFOLDING

SAFETY REPORT



NASC
NATIONAL ACCESS AND
SCAFFOLDING CONFEDERATION

SETTING THE STANDARD FOR SCAFFOLDING


NASC full contracting members operating across the UK are audited and accredited every year – so you can rest assured that their operatives are highly skilled, professional and reliable. For more information and to find an NASC scaffolding contractor visit www.nasc.org.uk

www.nasc.org.uk




CONTENTS

PRESIDENT'S WELCOME.....	5
COMPARISON OF NASC/HSE ACCIDENT STATISTICS.....	6
FATALITIES AND INJURIES TO OPERATIVES	8
CAUSES OF ACCIDENTS	10
ANALYSIS OF ACCIDENTS	12
INJURIES TO THIRD PARTIES & MEMBERS OF THE PUBLIC.....	14
ANALYSIS OF INJURIES TO OPERATIVES	16
KEY FINDINGS AND NEXT STEPS	19
HEALTH & SAFETY COMMITTEE COMMENT	20
SUPPORT AND GUIDANCE.....	21
SPECIAL THANKS	22



CISRS
CONSTRUCTION INDUSTRY
SCAFFOLDERS RECORD SCHEME

STAY ON SITE WITH SCAFFOLDER CPD


The **CISRS Continuing Professional Development (CPD)** course is a mandatory requirement prior to the renewal of all CISRS Scaffolder / Advanced cards. Operatives whose cards expire in the next six months should look to **book a course now** to ensure they do not lapse.

For more information visit www.cisrs.org.uk

SG4 Preventing Falls in Scaffolding Operations

NASC Poster for Site Managers, Contractors and Supervisors showing good practice

Make sure those carrying out scaffolding operations on your site are working to **NASC Safety Guidance SG4**



INTRODUCTION TO SG4 AND PLANNING WORK AT HEIGHT

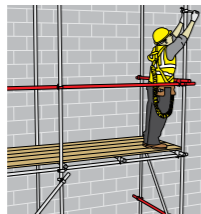
SG4 provides the scaffolding industry with a safe system of work when working at height that ensures scaffolders can safely erect, alter or dismantle scaffolding without being exposed to the risk of a fall. SG4 focuses on the measures scaffolding contractors and scaffolders must take to create a scaffolders' safe zone. A range of options are provided to suit each contractor's preference.

A scaffolders' safe zone consists of a fully boarded working platform without gaps and a single main guardrail (a minimum of 950mm above the platform).

The scaffolders' safe zone is a priority, as it protects the scaffolder using collective protection. This minimises the amount of time a scaffolder is solely reliant upon personal fall protection equipment (safety harness/lanyard), to avoid injury or worse, in the event of a fall.

Scaffolders must wear their personal fall protection equipment at all times at work, and where there is a risk of a fall must be attached to a suitable anchor point whenever it is not possible to fully utilise collective protection.

Please refer to the guidance for the full range of methods for complying with SG4.



SG4 SCAFFSTEPS

This popular system uses a proprietary moveable step that is attached to the main guardrail approximately one metre above the working platform.

This enables the scaffolder to erect the guardrail protection on the lift above in advance or remove them from below during dismantling.

Figure shows a scaffolder installing a guardrail in advance to the next lift from a scaffolders' step protected by the ledgers and transoms.

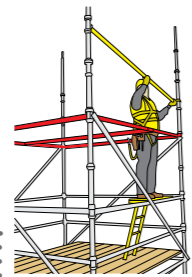
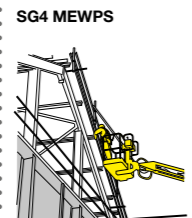
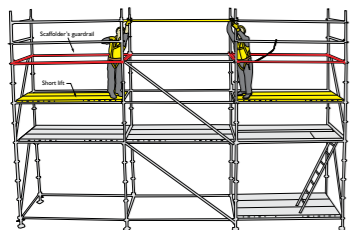
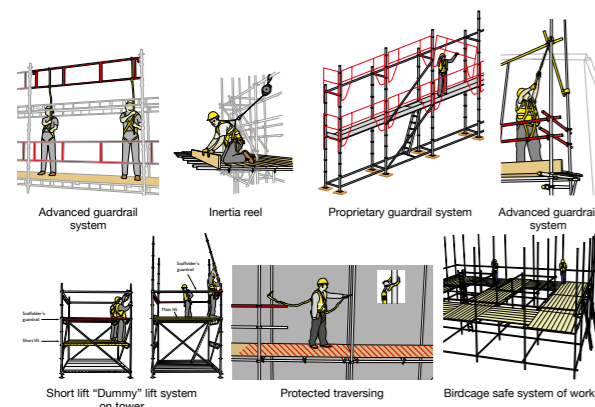


Figure below shows "short lift" / "dummy-lift" and the middle bays can be reached from adjacent bays to fix the guardrails.



OTHER SAFE WAYS TO COMPLY WITH SG4

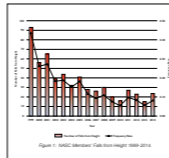


SG4 WORKS!

Falls from height account for almost half of the fatal accidents in the construction sector. Falling from height is a significant risk faced by scaffolders when erecting, altering or dismantling during most scaffolding operations.

Since the introduction of SG4 in the mid-1990s we have seen a 78% reduction in the number of falls recorded from scaffolding operations. Effective training, planning and supervision are the key to safe working at height.

Note: To ensure full compliance with SG4 the NASC recommends working only with accredited NASC full member companies.



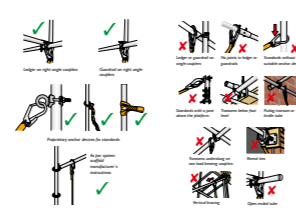
A6 BOOKLETS AVAILABLE FROM THE NASC



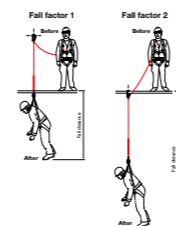
SG4 ENDORSED BY THE HSE



SG4 SAFE ANCHORAGE POINTS - AND UNSAFE ONES



SG4 FALL FACTORS



SG4 WORKING ON BEAMS

Figure shows a scaffolder using a twin-tailed energy absorbing lanyard while "crabbing" on a beam.

Note: To ensure the support scaffold (not shown) cannot tip over, always ensure that the support scaffold is erected as per the approved design drawing and is fully supported before working on the beams - and for the subsequent dismantle ensure that the support scaffold is left untouched until all required beam work is dismantled to ensure there is no risk of the cantilever tipping and falling. This applies to all arrangements but particularly to cantilevers.



SG4 AND RESCUE PLANNING

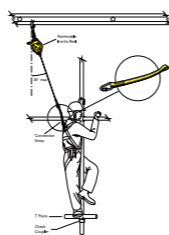
Any rescue plan must consider the potential danger that rescuers may have to place themselves in, to carry out a rescue. Priority should be given to equipment and techniques that would minimise the risk of further accidents and injuries to the rescuers.

The NASC recommend that contractors use equipment such as inertia reels, line systems, and twin tail or double lanyards with energy absorber, fixed to suitable anchorage points, to prevent falls below the working platform when working on hanging scaffolds etc.

Preventing falls or having the opportunity to easily recover a casualty onto an adjacent platform can avoid the need for specialist rescue equipment.

NASC guidance SG19 states that the manual handling rescue system is often the safest and most rapid.

Further information on rescue planning can be found in **SG4** (and also in NASC Safety Guidance: **SG19 A Guide to Formulating a Rescue Plan**).



For further guidance, please download the latest free copy of SG4 from the NASC website:

www.nasc.org.uk

November 2018

PRESIDENT'S WELCOME



The NASC believes wholeheartedly in safety leadership, accountability and transparency, which is why it goes to such great lengths every year to collate, analyse and publish a detailed safety report to enable the NASC to focus on strategies and guidance to improve the scaffolding industry.

The NASC 2019 Safety Report documents and analyses accident and injury statistics provided by 225 NASC full contracting members, who collectively employ over 16,000 scaffolding operatives.

I am pleased to report that there are plenty of positives to celebrate. There were no scaffolding operative fatalities reported by NASC members during 2018 - the sixth year in succession that this has been the case.

While the number of incidents reported has risen slightly this year, it is important to view this figure in context. The NASC has been reporting

members' accidents since 1975 and it has been a continuously improving statistic. The numbers show that 99.3 per cent of all NASC scaffolding operatives went through 2018 incident-free.

Furthermore, the incidence and frequency rates (see page 9) remain incredibly low, demonstrating how much value NASC full contracting members place on implementing and enforcing safe working standards on every project they undertake.

However, there is always room for improvement. This is why the NASC will use the data collected to drive positive change - looking for ways to lead safety in our industry and help our members continually improve H&S standards on sites and in yards across the UK. The NASC's recent publication of the SG4 Poster is a case in point.

The NASC will use the charts and graphs shown on the following pages

and those contained in previous safety reports to search for any trends in the figures.

It is only through this analytical approach, derived from with frank and transparent accident collation, that we are able to lead on safety through our ongoing collaboration with the Health & Safety Executive and other leading construction bodies, and the continued support and determination of NASC members that our trade body can surpass its already excellent safety standards.

Des Moore, NASC President

COMPARISON OF NASC/HSE ACCIDENT STATISTICS

UK Access Solutions Ltd – Derby Market Hall

Since 2005 the NASC have been comparing their member company's accident statistics with those produced by the HSE for construction industry accidents in general.

The table below gives an overview of reportable accident statistics recorded by all NASC full contracting members, which is a requirement of NASC membership, and the overall construction industry statistics compiled by the HSE from the RIDDOR reports they receive.

The table also identifies any scaffolder related fatalities that have been reported by its members over the last 10 years – zero again for 2018, the sixth consecutive year.

In line with HSE reporting procedures, the NASC's Safety Reports are based on 7-day reporting. We have not had figures from the rest of the industry for some years as these figures are no longer made available by the regulatory authority.

Comparison of NASC Accident and Construction Industry Statistics supplied by the HSE

	2009/10			2010/11			2011/12			2012/13			2013/14			2014/15			2015/16			2016/17			2017/18			2018/19		
	Fatal Injury	Major Injury	Over 3 day	Fatal Injury	Major Injury	Over 3 day	Fatal Injury	Major Injury	Over 3 day	Fatal Injury	Major Injury	Over 7 day	Fatal Injury	Major Injury	Over 7 day	Fatal Injury	Major Injury	Over 7 day	Fatal Injury	Major Injury	Over 7 day	Fatal Injury	Major Injury	Over 7 day	Fatal Injury	Major Injury	Over 7 day	Fatal Injury	Major Injury	Over 7 day

Statistics derived from the NASC annual returns of reportable accidents

Number of NASC Operatives	13,124			14,686			13,716			14,098			13,749			14,988			14,954			17,005			16,433			16,758		
NASC	0	41	98	0	28	93	0	34	111	1	27	67	0	30	66	0	36	69	0	33	63	0	27	69	0	17	72	0	22	91

Construction industry statistics provided by HSE from RIDDOR reports

Construction Industry General Statistics	42	2,585	5,651	501	2,298	4,764	49	2,230	5,391	39	1,913	3,133	42	1,900	3,293	35	1,833	3,581	43			30			38					
Scaffolding Industry Fatalities Total	4	202	280	0	150	244	2	116	197	3	117	223	1	136	139															

Note: The general construction statistics and the scaffolding fatalities include all those reported by NASC members. The NASC reporting period runs from January - December. The HSE reporting period runs from April - March. Changes in requirements now mean that separate figures for non NASC members are no longer available from 2013/14 and are simply added to the construction figure.



TR Scaffolding (Bristol) Ltd - Bromley Heath Viaduct, South Gloucestershire

FATALITIES & INJURIES TO OPERATIVES

It is a condition of NASC membership criteria that every member is required to complete an annual accident return. This Safety Report is based on factual information reported by all full contracting members of the NASC from January to December 2018.

FATALITIES TO OPERATIVES

There were no fatalities reported by the NASC membership during 2018. This is the sixth year running that the NASC have been able to report no fatalities to scaffolding operatives.

113
INCIDENTS IN 2018

INJURIES TO OPERATIVES

The number of accidents reported by NASC members for 2018 is based on 7-day incidents.

There were 113 incidents recorded in 2018 from a combined workforce of 16,758 operatives from 225 full contracting members.

There were more incidents reported in 2018 than in previous years, which is disappointing to see. However, this shows that members are fully committed to transparency and fulfilling their obligation to report incidents to the regulatory authority.

Furthermore, the NASC is able to analyse the incidents reported – see

tables and commentary on the following pages – and put measures in place to help our members and the industry address any H&S shortcomings.

It is hoped that these actions will result in fewer incidents in the next NASC annual safety report.

We will also share incident data contained within this report with the Health & Safety Executive (HSE) and sub-groups such as the Construction Industry Advisory Network (CONIAN) to support them in the development of further regulation and safety campaigns.

TABLE 1: NASC Accident Figures – Yearly Summary

Year	Number of Companies	Number of Operatives	Incidents	Incidence Rate	Frequency Rate	Fatalities	Fatal Incidence Rate
1977	36	6,772	700	103.37	5.17	2	0.29
1978	40	7,244	596	82.27	4.11	2	0.27
1979	44	8,510	655	76.97	3.85	3	0.35
1980	46	8,160	532	65.2	3.26	3	0.36
1981	50	7,513	496	66.02	3.3	4	0.53
1982	41	6,833	546	79.91	4	0	0
1983	46	6,809	480	70.49	3.52	3	0.44
1984	44	5,930	421	70.99	3.55	1	0.16
1985	45	5,420	423	78.04	3.9	3	0.55
1986	45	6,840	523	76.46	3.82	3	0.43
1987	47	6,842	497	72.65	3.63	2	0.29
1988	47	8,094	576	71.16	3.56	1	0.12
1989	40	7,640	550	71.99	3.6	0	0
1990	29	8,435	447	52.99	2.65	2	0.23
1991	53	7,090	530	74.75	3.74	1	0.14
1992	54	6,603	283	42.86	2.14	1	0.15
1993	62	6,321	283	44.77	2.24	1	0.15
1994	70	7,520	264	35.11	1.76	1	0.13
1995	71	7,525	267	35.49	1.77	1	0.13
1996	68	6,816	248	36.38	1.82	1	0.14
1997	87	8,943	330	36.9	1.85	2	0.22
1998	81	7,871	232	29.48	1.47	0	0
1999	105	10,679	258	24.16	1.21	0	0
2000	110	10,779	253	23.47	1.17	1	0.09
2001	119	11,950	243	20.3	1.017	2	0.17
2002	122	10,721	189	17.63	0.88	1	0.09
2003	125	11,810	197	16.68	0.83	1	0.084
2004	138	10,499	198	18.86	0.94	1	0.095
2005	145	11,238	213	18.95	0.95	0	0
2006	148	11,994	169	14.09	0.7	0	0
2007	152	14,029	174	12.4	0.62	0	0
2008	174	13,760	170	12.35	0.62	0	0
2009	201	13,124	139	10.59	0.53	0	0
2010	201	14,686	121	8.24	0.41	0	0
2011	201	13,716	145	10.57	0.53	0	0
2012	201	14,098	134	9.5	0.48	1	0.07
2013	200	13,749	96	6.98	0.35	0	0
2014	202	14,988	105	7.01	0.35	0	0
2015	199	14,954	96	6.42	0.32	0	0
2016	211	17,005	96	5.65	0.28	0	0
2017	223	16,443	89	5.41	0.28	0	0
2018	225	16,758	113	6.74	0.35	0	0

Method of Calculation:

INCIDENCE RATE =

$\frac{\text{No. of reported accidents} \times 1000}{\text{Average No. of Operatives}}$

FREQUENCY RATE =

$\frac{\text{No. of reported accidents} \times 100,000}{\text{Average No. of hours worked}}$

CAUSES OF ACCIDENTS TO OPERATIVES

The 2018 statistics, detailed in Tables 2.1, 2.2 and 3, log the number and cause of accidents to NASC operatives as well as third parties and members of the public.

OPERATIVES

There were 113 injuries suffered by NASC operatives during 2018. Of these, 22 were recorded as Major, requiring hospital treatment, with the remaining 91 recorded as over 7-days. These figures are both higher than those recorded in 2017.

Analysing the data further, we have found that Slips, Trips and Falls (STFs) were responsible for the bulk of the rise in incidents – increasing from 30 in 2017 to 49 in 2018.

This is 14th consecutive year that STFs has been the predominant cause of injury to operatives, accounting for 43% of all injuries reported in 2018, up from 34% in 2017.

The NASC is keen to address this issue and is set to review its safety guidance SG31 Management of Slips and Trips.

The NASC will continue to work with its members and the wider scaffolding

industry to raise awareness of the danger STFs pose to operatives on site / yards and particularly when working at height. Additionally, the NASC continues to work with the HSE to develop campaigns aimed at reducing STFs across the construction industry as a whole.

Falls from height rose from 14 in 2017 to 22 in 2018. The number of falls reported from scaffolds/working platforms at or above 4m was 4, up from 1 in 2017. The number of falls from scaffolds/working platforms less than 4m was 18, up from 13 in 2017.

The causes of these falls show no particular trend, ranging from slipping on a platform to falling from a wagon.

The NASC is aware that all falls from height have the potential to cause serious injury or loss of life. This is why the NASC places such emphasis on raising awareness of its safety guidance SG4 Preventing Falls in Scaffolding Operations.

Furthermore, the NASC has recently published an SG4 Poster aimed at clients, contractors and subcontractors and site managers making them aware of safe working practices. This Poster is free to download from the NASC website.

THIRD PARTIES

The NASC was saddened to learn that a third party contractor died during 2018 after falling from a working platform erected by an NASC full contracting member.

The fatality was investigated and it was found that the client had requested no internal edge protection on the working platform as it would impede the work of installing windows.

Furthermore, it was discovered that unauthorised modifications had been made to the scaffold – with external edge protection installed by the NASC contractor subsequently dismantled by third party operatives using the platform. These factors played a significant role in this tragic accident.

The NASC recommends that all clients and third party contractors working on scaffolds refer to the NASC's safety guidance SG36 Unauthorised Modifications to Scaffolds.

Additionally, the NASC would advise that clients and third party contractors undertake scaffold awareness training/ tool box talks prior to working on scaffolds.

MEMBERS OF THE PUBLIC

There were no injuries suffered by members of the public during 2018.

TABLE 2.1: NASC Accident Figures – Causes of Accidents to Site Operatives

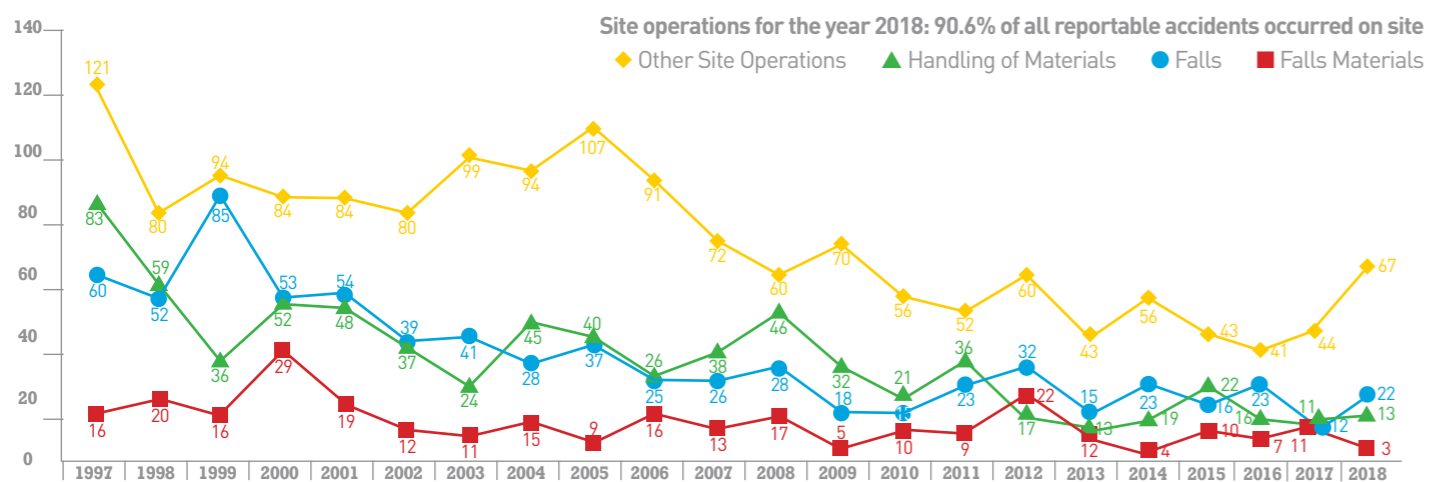


TABLE 2.2: NASC Accident Figures – Causes of Accidents to Yard Operatives

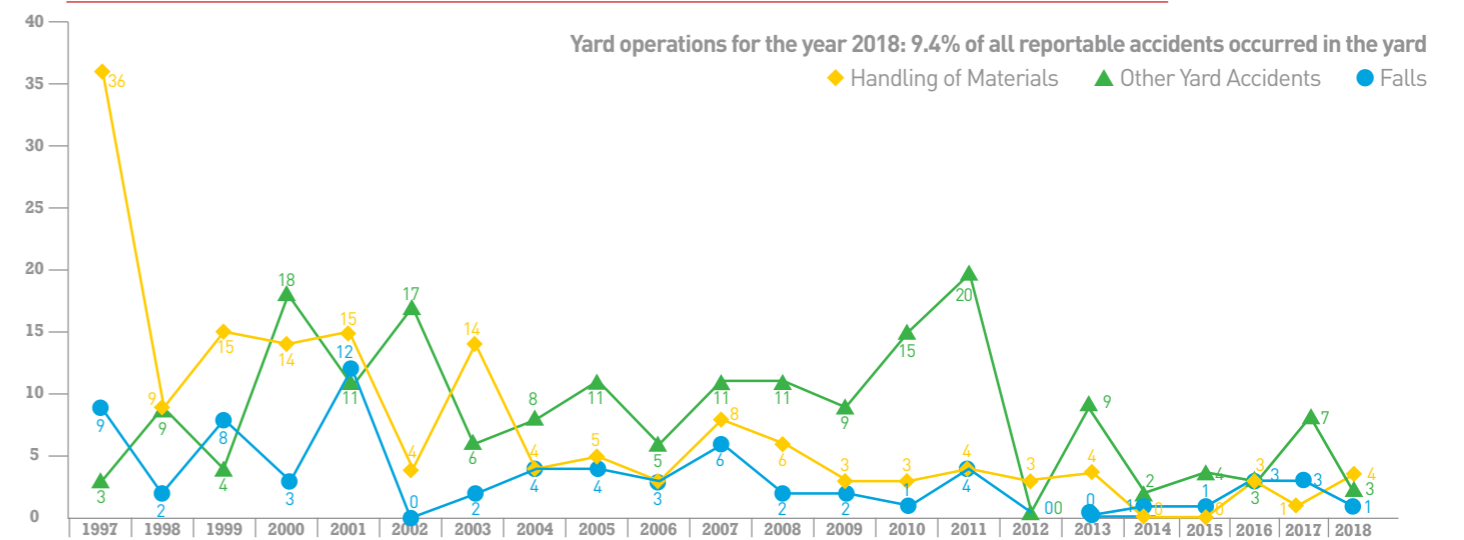


TABLE 3: NASC Accident Figures – Causes of Accidents to 3rd Parties and Operatives

	Members of the public				3rd Party Injuries				Operatives			
	Fatal	Major	7 Day	Total	Fatal	Major	7 Day	Total	Fatal	Major	7 Day	Total
FALLS												
Scaffolds					1		1	2		3	4	7
Working Platforms							1	1		2	4	6
Ladder							2	2			2	2
Fall in yard												
Wagons											3	3
Breakage i.e. displacement boards							4	4				
Other										1	3	4
SUB TOTAL					1		8	9		6	16	22
FALLS OF MATERIALS												
Scaffolds												
Working Platforms											1	1
Ladder												
Fall in yard												
Wagons											1	1
Breakage i.e. displacement boards												
Other							1	1			2	2
SUB TOTAL							1	1			4	4
OTHER ACCIDENTS												
Manual Handling							1	1		4	13	17
Slips, Trips and Falls on the same level							5	5		8	41	49
Fire/Explosion										2		2
Work equipment											8	8
Electricity											1	1
Other										2	8	10
SUB TOTAL							6	6		16	71	87
TOTAL							1	15	16	22	91	113

INJURIES TO THIRD PARTIES & MEMBERS OF THE PUBLIC



Each year the NASC identifies all accidents/injuries that relate to third parties (i.e. non-scaffolding trades working on the same site) or to members of the general public.

Since 2002, NASC members have been asked to differentiate between accidents involving third parties or members of the public as part of their reporting procedures.

In 2018, there were 16 incidents reported for injuries to third parties and 0 incidents reported for injuries to members of the public. The incidents for third parties related to slips, trips and falls on the same level (5), falls from height (9) falls of materials (1) and manual handling (1).

FREQUENCY OF ACCIDENTS IN DIFFERENT SIZED COMPANIES

As part of their reporting process the NASC also identifies the total number of accidents reported relative to the size of the individual companies.

Table 6 indicates the experience of different sized firms (for their own operatives), using standard incidence measurement. It is suggested that companies should measure their own incidence rate and then compare it with the figures for similar sized companies and the average for all firms.

Table 5: Accident Figures - Third Parties and Members of the Public

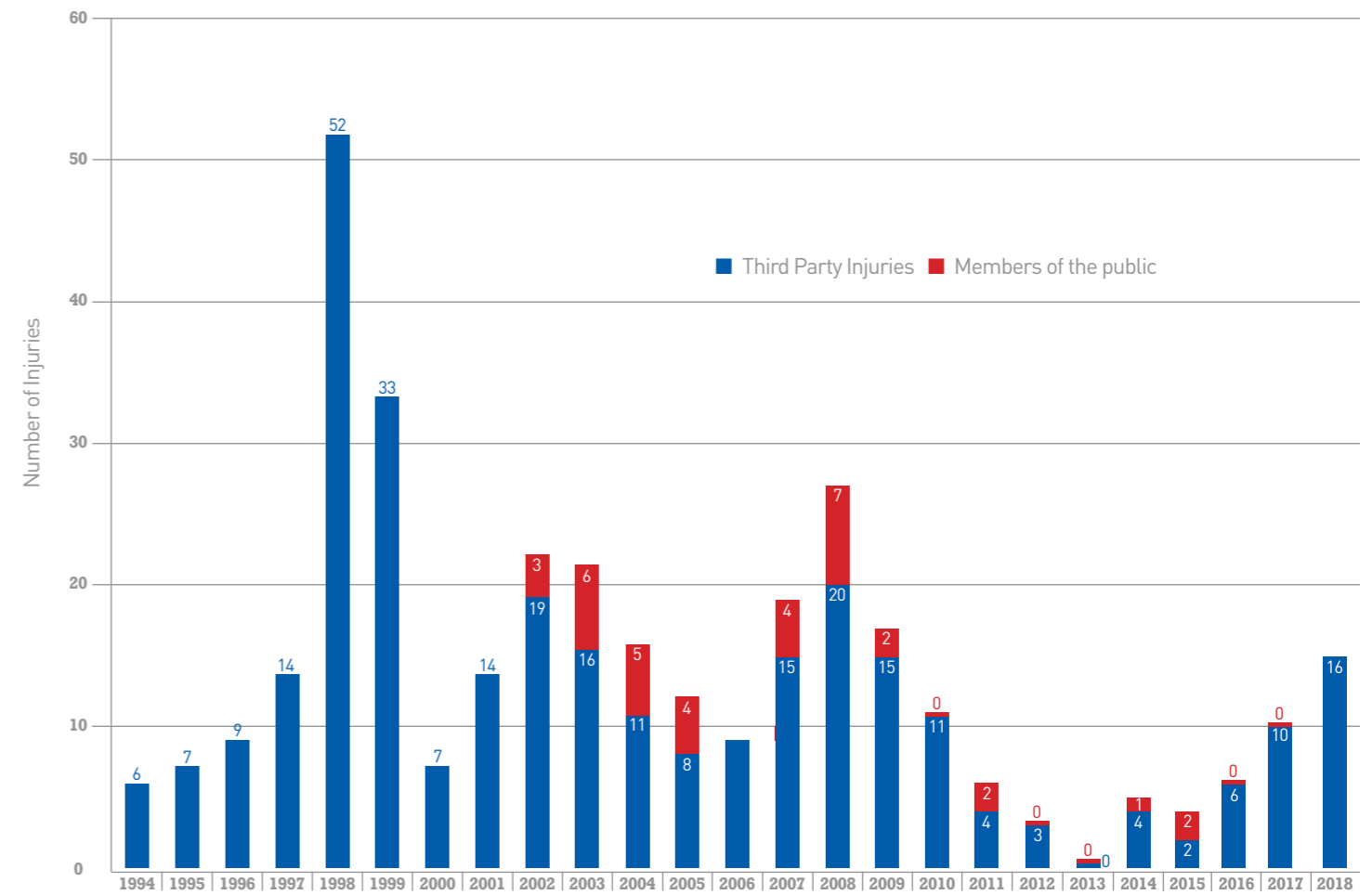


Table 6: Frequency of Accidents in Different Sized Companies

Company Size	Number of Companies	All company Employees	All company Sub Contractors	All company Total	Number of Accidents to Workers (non-fatal)	Total Operative Fatalities	Accidents to members of Public (non-fatal)	Fatalities to members of the Public	Number of accidents - 3rd parties	Sum of 3rd party Fatalities	Arrested by Safety Harnesses	RIDDOR Diseases
1 - 20 (VERY SMALL)	60	739	19	758	9	0	0	0	0	0	0	0
21 - 50 (SMALL)	90	2,815	111	2,926	34	0	0	5	1	0	0	
51 - 100 (SMALL - MEDIUM)	42	2,818	119	2,937	28	0	0	6	0	0	0	
101 - 200 (MEDIUM)	19	2,438	77	2,515	19	0	0	2	0	0	0	
201 - 1000 (MEDIUM - LARGE)	12	4,904	225	5,129	20	0	0	2	0	1	0	
1001+ (LARGE)	2	2,493	0	2,493	3	0	0	0	0	0	0	
TOTAL		16,207	551	16,758	113	0	0	0	15	1	1	0



ANALYSIS OF INJURIES TO OPERATIVES

Chris Sedgeman Scaffolding Ltd - Longrock Depot, Cornwall

The following tables give a breakdown of all the injuries reported, identifying the type of injury sustained and the part of the body affected.

Table 7.1 shows the most common injury sustained was a fracture (41), followed by sprain (22) and bruising (13). The most common body part injured was feet, toes & ankles (32), followed by hand, fingers and wrist (20) and back (15).

The injury data contained in Table 7.1 is subdivided into five separate tables (7.2 to 7.6), shown on pages 17 and 18. These tables identify the different types of accidents (Falling from Height, Falling Materials, Manual Handling, Slips, Trips and Falls, and Others) and the injuries sustained.

INJURIES RESULTING FROM FALLS FROM HEIGHT

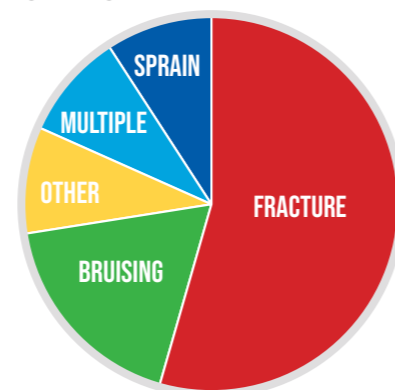


Table 7.1: All Injuries

	EYES	FACE	HEAD	NECK / SHOULDER	RIBS / CHEST / STOMACH	BACK	ARM	HAND / FINGERS / WRIST	LEG / HIP / GROIN	FEET / TOES / ANKLES	MULTIPLE	GRAND TOTAL
FRACTURE				3	1	4	4	10	2	17		41
AMPUTATION								2				2
DISLOCATION				2					1			3
TEMP. SIGHT LOSS	1											1
BURN											2	2
PENETRATION								1				1
STRAIN						6			2			8
SPRAIN				2		2		4	1	12	1	22
ABRASION				1				1			1	3
LACERATION							1	1	2			4
CUT		2	1									3
BRUISING				1	4	3	1	1	1	1	1	13
MULTIPLE					1						1	2
OTHER		1	1	1	1				2	2		8
GRAND TOTAL	1	3	2	10	7	15	6	20	11	32	6	113

Table 7.2: Falls from Height

	EYES	FACE	HEAD	NECK / SHOULDER	RIBS / CHEST / STOMACH	BACK	ARM	HAND / FINGERS / WRIST	LEG / HIP / GROIN	FEET / TOES / ANKLES	MULTIPLE	GRAND TOTAL
FRACTURE				1	1	3	2	1		4		12
AMPUTATION												
DISLOCATION												
BURN												
PENETRATION												
STRAIN												
SPRAIN								1		1		2
ABRASION												
LACERATION												
CUT												
BRUISING					1	2					1	4
MULTIPLE					1						1	2
OTHER				1					1			2
GRAND TOTAL	0	0	0	2	3	5	2	1	0	5	2	22

Table 7.3: Falling Materials

	EYES	FACE	HEAD	NECK / SHOULDER	RIBS / CHEST / STOMACH	BACK	ARM	HAND / FINGERS / WRIST	LEG / HIP / GROIN	FEET / TOES / ANKLES	MULTIPLE	GRAND TOTAL
FRACTURE								1				1
AMPUTATION												
DISLOCATION												
BURN												
PENETRATION												
STRAIN												
SPRAIN				1								1
ABRASION				1								1
LACERATION												
CUT												
BRUISING						1						1
MULTIPLE												
OTHER												
GRAND TOTAL	0	0	0	2	0	1	0	1	0	0	0	4

Table 7.4: Manual Handling Injuries

	EYES	FACE	HEAD	NECK / SHOULDER	RIBS / CHEST / STOMACH	BACK	ARM	HAND / FINGERS / WRIST	LEG / HIP / GROIN	FEET / TOES / ANKLES	MULTIPLE	GRAND TOTAL
FRACTURE							2			2		4
AMPUTATION								2				2
DISLOCATION												
BURN												
PENETRATION												
STRAIN						3						3
SPRAIN								2				2
ABRASION												
LACERATION							1	1				2
CUT			1									1
BRUISING				1				1				2
MULTIPLE												
OTHER			1									1
GRAND TOTAL	0	0	2	1	0	3	3	6	0	2	0	17

Table 7.5: Slips Trips and Falls

	EYES	FACE	HEAD	NECK / SHOULDER	RIBS / CHEST / STOMACH	BACK	ARM	HAND / FINGERS / WRIST	LEG / HIP / GROIN	FEET / TOES / ANKLES	MULTIPLE	GRAND TOTAL
FRACTURE				1		1		6	2	8		18
AMPUTATION												
DISLOCATION				2					1			3
BURN												
PENETRATION												
STRAIN						2			1			3
SPRAIN				1		2		1	1	11	1	17
ABRASION											1	1
LACERATION												
CUT		1										1
BRUISING					2				1			3
MULTIPLE												
OTHER					1				1	1	2	3
GRAND TOTAL	0	1	0	4	3	5	0	7	7	20	2	49

Table 7.6: Other causes of Injuries

	EYES	FACE	HEAD	NECK / SHOULDER	RIBS / CHEST / STOMACH	BACK	ARM	HAND / FINGERS / WRIST	LEG / HIP / GROIN	FEET / TOES / ANKLES	MULTIPLE	GRAND TOTAL
FRACTURE				1				2		3		6
AMPUTATION												
DISLOCATION												
TEMP. SIGHT LOSS	1											1
BURN											2	2
PENETRATION								1				1
STRAIN						1			1			2
SPRAIN												
ABRASION								1				1
LACERATION									2			2
CUT		1										1
BRUISING					1		1			1		3
MULTIPLE												
OTHER		1								1		2
GRAND TOTAL	1	2	0	1	1	1	1	4	3	5	2	21

KEY FINDINGS AND NEXT STEPS

This page summarises the key findings of the 2018 accident data and action points identified by the NASC intended to reduce incidents in the future.

1. THERE WERE 113 INCIDENTS RECORDED IN 2018, UP FROM 89 IN 2017 – A RISE OF 27%.

While it is disappointing to see a rise in incidents, it is worth placing this figure in context. Taking into account the total number of operatives employed by NASC members and the nature of their work, the number of incidents recorded, and the corresponding incidence and frequency rates, remain incredibly low.

The figures show that 99.3% of all scaffolding operatives went through 2018 incident-free. As the NASC and its members are committed to raising safety standards, however, our focus is on the 0.7% who did not.

Whilst acknowledging that some accidents will happen – irrespective of training and safety protocols that the NASC believes more can be done to eliminate avoidable incidents on-site.

2. THE NUMBER OF INCIDENTS INVOLVING THIRD PARTIES IN 2018 WAS 16 – INCLUDING ONE FATAL INJURY.

To ensure third parties are less likely to suffer injuries on or around scaffolding, the Construction Industry Scaffolders Record Scheme (CISRS) has developed a one-day scaffolding awareness course aimed at tradesmen and other construction workers.

This course is expected to launch in summer 2019. It is available to any workers who work on scaffolding – such as painters, bricklayers, electricians and plumbers – and those wanting a better understanding of scaffolding operations.

It will provide attendees with a greater understanding and appreciation of the potential dangers of working at height on scaffolds and enable them to identify

the core components of a safe scaffold. Delegates will be issued with a CISRS Scaffolding Awareness certificate upon successful completion of the course.

3. SLIPS, TRIPS AND FALLS ON THE SAME LEVEL (STFS) IS THE MOST COMMON CAUSE OF INJURY.

There were 49 STFs recorded in 2018, representing 43% of the total incidents reported. This is the 14th consecutive year that STFs is the most common cause of injury to scaffold operatives.

Table 4 shows that scaffold operatives in the age range of 21-30 and 31-40 who are often working onsite erecting scaffolds are more prone to STFs. This is due to the workforce being comprised of fit, active and mobile scaffolders working in environments that are constantly changing due to other trade activities taking place onsite.

Whilst acknowledging that STFs will happen, the NASC believes that more can be done to reduce the number of incidents on-site. These are as follows: to review the current safety guidance SG31 Management of Slips and Trips, develop playing cards to bring awareness to operatives of hazard and its affects, and to look at different ways to communicate the message to scaffolders.

4. FALLS OF OPERATIVES ROSE TO 22 IN 2018, UP FROM 14 IN 2017.

There were 22 falls of operatives in 2018 from scaffold/working platforms with 4 above and 18 below 4m height. There is no trend as to the cause of these incidents, ranging from falling off platforms and a wagon.

Falls from height have the potential to cause a serious injury or loss of life, whether it is a fall from a wagon, ladders, platforms or scaffold. The

NASC is constantly raising awareness of its safety guidance SG4 Preventing Falls in Scaffolding Operations.

The current SG4 Preventing Falls in Scaffolding Operations is to be reviewed by an SG4 Working Group made up of NASC Health and Safety Committee Members and a representative from the Health and Safety Executive. The revised safety guidance is expected to be available in 2020.

The new SG4 Poster for Site Managers, Contractors and Supervisors is available, and free to order and/or download on the NASC online shop www.nasc.org.uk/shop.

5. FALLS OF MATERIALS IN 2018 FELL TO 4 IN 2018, DOWN FROM 12 IN 2017.

The number of falls of materials was down from 12 to 4 incidents reported in 2018. This is likely to be the result of the NASC safety guidance SG9 Use, Inspection & Maintenance of Lifting Equipment and Accessories for Lifting in Scaffolding having a positive influence.

This guidance is being reviewed and is expected to be available in early 2020.

6. MANUAL HANDLING INCIDENTS IN 2018 ROSE TO 17, UP FROM 12 IN 2017.

There were 17 manual handling incidents reported, up 5 from 2017. The main cause of these incidents is lifting boards from platforms and stacks when erecting and dismantling scaffolds. The injuries suffered are to hands/fingers/wrists followed by back and arm.

Manual handling has the potential to cause a serious injury to scaffold operatives. The NASC is constantly raising awareness of its safety guidance SG6 Manual Handling in the Scaffolding Industry.

The NASC is looking to develop playing cards to bring awareness to operatives of manual handling hazard and its affects, and look at different ways to communicate the message to scaffolders.



GKR Scaffolding Ltd - Wimbledon, London

HEALTH & SAFETY COMMITTEE COMMENT

"The NASC continues to record and measure the effectiveness of industry training, as well as contractor and third-party awareness of safety in the Scaffolding industry. Following reported increases in incidents of slips and trips during 2018, the NASC continues to publish and distribute safety posters and guidance to improve safety on site and raise awareness not only with

scaffolding contractors but with clients and the general public. Working closely with the HSE, the NASC delivers practical working methods that can be easily applied by scaffolding contractors ensuring consistent uptake by its members.

The NASC is proud of the transparency and thoroughness of reporting across

its members which demonstrates the value of the organisation in the protection of individuals as well as raising standards across all aspects of scaffolding works on site."

Alan Harris
NASC Health & Safety Committee Chair

NASC: SUPPORT & GUIDANCE



The NASC works with key industry organisations – driving up scaffolding safety standards, recommending good practice and keeping ahead of developments in the rapidly evolving construction industry.

Many representatives from the top organisations listed below are members of NASC committees – focusing on particular areas of good practice, including Health & Safety.

Closer ties are constantly being developed with industry organisations. Significantly, links with HSE and Build UK help to mould requirements, and renewed involvement with BSI and CEN and developing links with Europe (through UEG) are essential to the role of the NASC in the UK construction industry.

NASC CORE SAFETY OBJECTIVES ARE...

- ▶ Have an incident-free safety record
- ▶ Ensure scaffolders can work safely throughout their career
- ▶ Enable all scaffolding companies to draw on NASC experience and guidance – raising safety standards across the industry
- ▶ Continuously audit NASC members to ensure they follow industry guidance and best practice
- ▶ Update Safety Guidance and Technical Guidance on a five-year cycle, as a minimum



TRAD Scaffolding Co. Ltd - Intu Shopping Centre, London



OUR SPECIAL THANKS TO...

All NASC full contracting members for their assistance with this Safety Report:

3 D Scaffolding Ltd
A&A Scaffolding Plus Eight (2003) Ltd
Abbey Scaffolding (Swindon) Ltd
Abbi Access Services Ltd
Access 2 Limited T/A Sandwell Scaffold
Access Solutions Scaffolding Ltd
Ace Scaffolding (M/CR) Ltd
Acorn Scaffolding (Yorkshire) Ltd
Actavo (UK) Ltd
Advance Scaffolding (Lancashire) Ltd
Advanced Scaffolding Group Ltd
Airwright (Midlands) Ltd
Alan Wilks Scaffolding Ltd
Allen & Foxworthy Ltd
Allied Scaffolding Ltd
Alltask Ltd
Altrad NSG Limited
Alustar UK
Amber Scaffolding Ltd
Anglesey Scaffolding (Ynys Mon) Company Ltd
APE Scaffolding Ltd
Apex Scaffolding (Exeter) Ltd
Apex Scaffolding (Leicester) Ltd
Apply Scaffolding Services Ltd
Archway Services Ltd
Arctic Scaffolding Co Ltd
Artel Scaffolding Ltd
ASC Edinburgh Limited
Ash Scaffolding Ltd
Ashdurn Ltd
Ashton Scaffolding Services Ltd
ATPAC Limited
Austins Cradles (Eastbourne) Ltd
B & A Scaffolding Ltd
B.J. Champion Scaffolding Limited
Barnet Scaffolding Services Ltd T/A JDC Scaffolding London
Bate Scaffolding Services Ltd
Bee Jay Scaffolding Ltd
Benchmark Scaffolding Ltd
Bilfinger Salamis UK Limited
Bilfinger UK Limited
Blencowe Scaffolding Ltd
Brand Energy & Infrastructure Services UK Ltd T/A SGB
Brisko Scaffolding Limited
Brogan Group Ltd
Brunel Scaffolding Ltd
Bryson Scaffolding Ltd
BSL (Systems) Ltd

Burflex (Scaffolding) Ltd
Cade Roofing & Building Services Ltd
Cape Industrial Services Ltd
Carl Hendy Limited T/A ASW Scaffolding
Carlisle Scaffolding Ltd
Carrington Scaffolding Ltd
Castle Scaffolding (Wales) Ltd
CCS Scaffolding Ltd
CDM Scaffolding Services (1994) Ltd
Central Scaffolding (Burton) Ltd
Central Trades Limited
Check-It Scaffold Services Ltd
Cheshire Scaffolds Ltd
Chris Sedgeman Scaffolding Ltd
Clyde Scaffolding Ltd
Combisafe International Ltd
Commercial Scaffolding Ltd
Complete Access (Scaffolding) Ltd
Complete Access Specialist Contracts Ltd
Connect Scaffolding Ltd
Connolly Scaffolding Ltd
Contract Scaffolding Services Ltd
Controlled Scaffolding Ltd
Coventry Scaffolding Co (London) Ltd
Crest Scaffolding Ltd
Crossway Scaffolding (Elland) Ltd
CWR Scaffolds Ltd
D & R Group PLC
D Ward Scaffolding Co Ltd
D. Stewart Scaffolding Ltd
Denholm Industrial Services Ltd
Design Scaffolding (Bristol) Ltd
E A Scaffolding & Systems Ltd
Elite Scaffolding (Southern) Ltd
Elite Scaffolding (South West) Ltd
Empire Scaffolding (GB) Ltd
Enigma Industrial Services Ltd
ENJ Scaffolding Ltd
Euro Scaffolding Services Ltd
Fast Fix Scaffolding Ltd
Focus (MDC) Ltd
Forgeco Ltd
Form Access Ltd
Formula Scaffolding Ltd
Fourways Plant Ltd
Fred Champion Scaffolding Ltd
GB Scaffolding (Gainsborough) Ltd
Generation (UK) Limited T/A Generation Hire & Sale
George Roberts (North West) Ltd

Gibby Scaffolding Limited
Gilray Plant Ltd
GKR Scaffolding Ltd
Globe Scaffolding Ltd
Gloucester Scaffolding Ltd
H & H Contract Scaffolding Ltd
H.T. Scaffolding Systems Ltd
HAKI Ltd
Hewaswater Scaffolding Ltd
High Peak Scaffolding Ltd
Hi-Pro Scaffolding Ltd
HM Scaffolding Ltd
IAS (Dundee) Ltd
IBN Scaffold Access Ltd
Ideal Scaffolding (Southern) Ltd
Independent Scaffolding Services Ltd
Ingleford Scaffolding Ltd
Inspired Scaffolding Services Ltd
Interlink Scaffolding Ltd
J & I Scaffolding Ltd
J.W. Scaffolding Limited
JC Beale Scaffolding Ltd
JEM Scaffolding Ltd
JFE Attridge Scaffolding Services Co Ltd
K Scaffolding Ltd
K2 Scaffolds Ltd
KAEFER Ltd
King Scaffolding Ltd
Kirk Scaffolding Ltd
Landmark Scaffolding Ltd
Layher Ltd
Lenehan Scaffolding (Preston) Ltd
Liddiard Scaffolding Ltd
Lindway Scaffolding Ltd
LTC Scaffolding Limited
LTC Specialist Scaffolding Ltd
Lyndon Scaffolding Limited
Lysander Scaffolding Ltd
M & M Scaffolding (Cornwall) Ltd
M.R. Scaffolding (Anglia) Ltd
MACT Scaffolding (London) Ltd
Magnum Scaffolding (Contracts) Ltd
Maidstone Scaffolding Ltd
Malvern Scaffolding Ltd
Mar Scaffolding (Scotland) Ltd
McDonald Scaffolding (Services) Ltd
Mechanical Access Company Ltd T/A MAC Scaffolding
MG Scaffolding (Oxford) Ltd
Midland & General Scaffolding Ltd

Midland Scaffolding Services Ltd
Millcroft Services PLC
MJD & Sons (Scaffolding) Ltd
MK Scaffolding Specialists Ltd
Montana Scaffolding Ltd
MPT Scaffolding Ltd
MR Scaffolding Services Ltd
Muehlan Industrial Services Limited T/A Muehlan Scaffolding
Narford Scaffolding Ltd
Neal Stoneman Scaffolding Ltd
Network Scaffolding Contractors Ltd
NJS Scaffolding Ltd
Northern 90 Scaffolding Ltd
O.K. Scaffolding Limited
Oxford Spires Scaffolding Ltd
P c P Gratings Limited
P.S.S. Scaffolding Ltd
Palmer's Scaffolding UK Ltd
Par Scaffolding Ltd
Paton Bros. Scaffolding Ltd
Pen Mill Scaffolding (Hire & Sales) Ltd
PERI Ltd
PHD Modular Access Services Ltd
Pickering Scaffolding Limited
Premier Scaffolding Services Ltd
Pro Access Scaffolding Ltd
Pro-Fix Access Ltd
PSB Sales Limited
Q.F.S. Scaffolding Limited
QED Scaffolding Ltd
R.E.D. Scaffolding Ltd
Rainham Industrial Services Ltd
Ray Seager Scaffolding Services Ltd
RBS Scaffolding Ltd
RDA Scaffolding Ltd
Rilmac Scaffolding Ltd
Rise Scaffold Services Ltd
RJS Scaffolding Ltd
Rodells Ltd
Rotamead Limited
Rowecord Total Access Ltd
Rowland Scaffold Co Ltd
RPF Scaffolding Ltd
RSEH Ltd T/A Heywood Scaffolding Services
S & K Scaffolding Ltd
S & P Scaffolding Ltd
S.G.S. Ltd
S.N. Scaffolds LLP
S.R.K. Scaffolding Limited

S.Y.S. (Scaffolding Contractors) Ltd
Safe Access Scaffolding (Midlands) Ltd
Safe Scaffolding Midlands Ltd
Safeway Scaffolding Limited
SAY Scaffolding Ltd
SBS Scaffolding (Power) Limited
SCA Group Ltd
Scaffold Erection Services Ltd
Scaffold IT UK Limited
Scaffold Services Ltd
Scaffolding 4 MGB Limited
Scaffolding Access Solutions Ltd
Scaffolding Solutions (Wales) Limited
SeaBro Scaffolding Limited
Severnside Scaffolding Ltd
Shield Environmental Services Limited
Silver Star Services Ltd
Sky Scaffolding (Midlands) Ltd
Sonic Scaffolding 2000 Ltd
South Lincolnshire Scaffolding Ltd
Speedier Scaffolding Ltd
St Helens Plant Limited
Staffordshire Access Scaffolding Ltd
Standard Scaffolding Specialists Ltd
Stanford Scaffolding Ltd
Star Scaffolding Ltd
Strathclyde Scaffolding Services Ltd
Summit Marine Scaffolding Ltd
SW Scaffolding Ltd
Swale Scaffolding Ltd
Tamworth Scaffolding Company Ltd
Thomson Scaffolding Limited
Tilson Scaffolding Ltd
Tone Scaffolding Services Ltd
Tower Scaffolding (South West) Limited
TR Scaffolding (Bristol) Ltd
Trad Scaffolding Co. Limited
Trademagic Ltd
TTAG Ltd
Tubeline Scaffolding Ltd
Tubes Scaffolding Ltd
Turner Access Ltd
UK Access Solutions Ltd
UK System Scaffold Hire Ltd
Unique Scaffolding Ltd
van Thiel United UK Ltd
Viking Scaffolding Services Ltd
Vision Scaffolding Solutions Ltd
Wood Group Industrial Services Ltd
XL Scaffolding Ltd

CURRENT NASC INFORMATION MEMBERS:

48.3 Scaffold Design Ltd
Access Design & Safety Ltd
Access Training Services Limited
All Access Training Services Ltd
BAM Construct UK Ltd
Brady Corporation Ltd T/A Scafftag
Buckley Design Solutions Ltd
CADS (Computer And Design Services Ltd)
Citation
CITB
Costain Limited
GW Coote Ltd
Highland Temporary Works Ltd
Icopal Limited
Independent Access Inspections Ltd
Independent Design House Ltd
Kier Professional Services Ltd
MSA (Britain) Ltd
Optima Scaffold Designs LLP
PB Scaffold Design Ltd
Raptor Scaffold Design & Consultancy Ltd
RDG Engineering (Temporary Works) Ltd
Risk Based Safety Limited
Safety & Access Ltd
Scaffac Ltd
Scafftec Ltd
Simian Risk Management Ltd
SpanSet Limited
StrikeSoft Ltd
Technical & Design Engineering Ltd T/A TAD
TRAD Safety Systems Limited
Training 2000 Ltd
Training for Construction Limited
Tubular Techniques Ltd
Tufcoat Ltd
Vinci Construction UK Ltd
Wates Construction Ltd
Wildgoose Construction Ltd
Willmott Dixon Holdings Ltd
Winters Safety Services
Zep UK Limited

The NASC members listings are correct at the time of going to press. For a current list of full and information members please consult the NASC website: www.nasc.org.uk



NASC

**NATIONAL ACCESS AND
SCAFFOLDING CONFEDERATION**

NASC

4th Floor
12 Bridewell Place
London
EC4V 6AP

Tel: 020 7822 7400

Fax: 020 7822 7401

Email: enquiries@nasc.org.uk

 [NASCscaffolding](https://www.facebook.com/NASCscaffolding)

 [NASCscaffolding](https://www.twitter.com/NASCscaffolding)

www.nasc.org.uk