


OmnicarePLUS

Multi-Exchange EVC



OmnicarePLUS

SYSTEM SUMMARY:

- The system uses Local Control Points (LCP) (control up to 64 outstations per LCP).
- Optional control of any outstation on the entire network is via means of desk or wall-mounted computer-driven touch screen(s) - known as Network Control Stations (NCS).
- Multiple LCPs & NCSs can be fitted on a system network.
- Outstations can be any combination of units available in the Omnicare range.

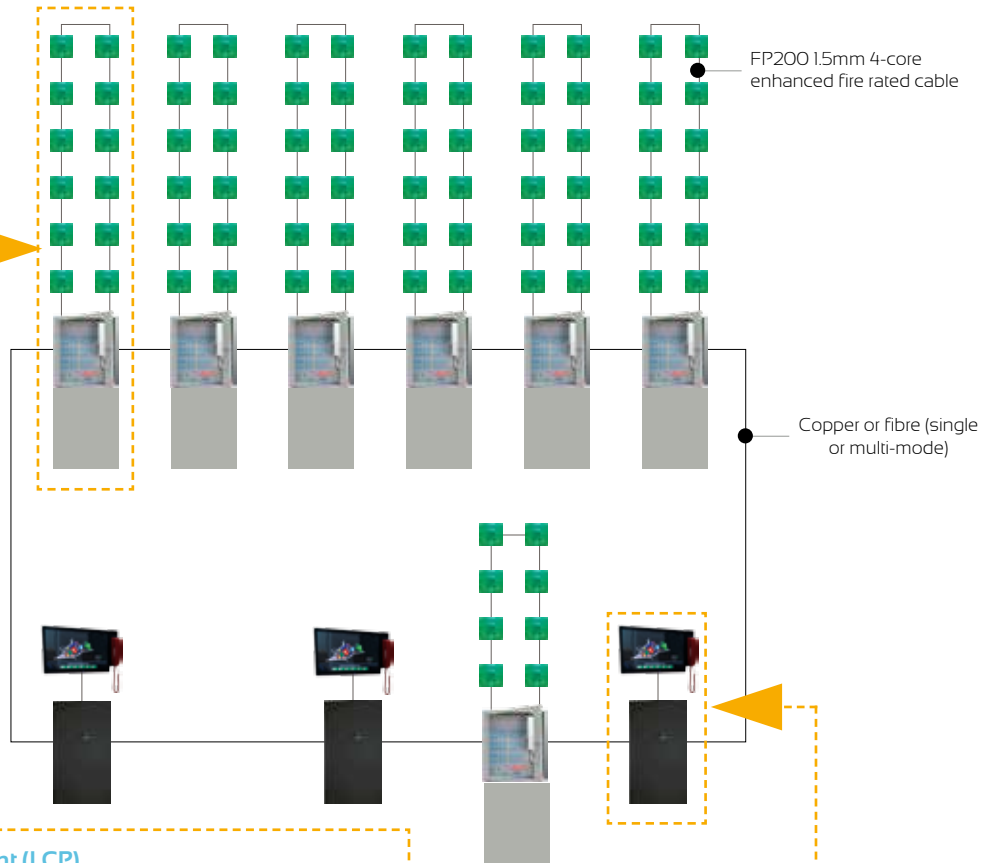
SYSTEM INFORMATION:

- The NCS features a touch screen user interface with a graphical representation of the installation and provides full control of the entire network. This includes the ability to accept and reset any outstation on the network.
- The NCS includes a telephone handset (desk or screen mounted) for two-way voice communication with outstations as appropriate.
- The NCS includes a wall mounted network hub enclosure which includes batteries and provides the connection to the digital network.
- The LCP consists of a wall mounted console and separate battery enclosure.
- Full system monitoring, including:
 - All outstations on the addressable loops.
 - System status including all internal connections and interfaces, chargers, batteries and remote signalling functions.

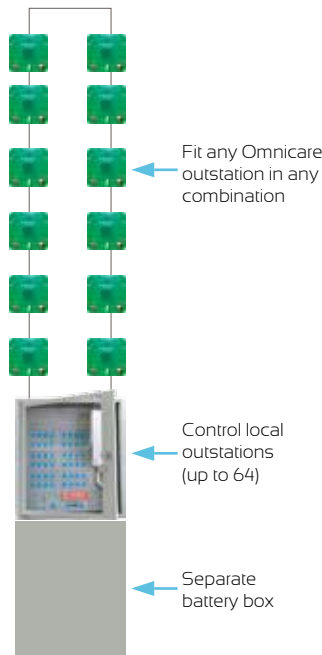
FEATURES & BENEFITS:

- Ability to connect up to 125 LCPs, each with 64 outstations - making it possible to connect up to 8,000 remotes.
- Compatible with the entire range of Omnicare outstations.
- Choice of copper and fibre (single or multi-mode) networking.
- Multi-layer graphical touch screen control - see the location of the remote calling.
- Automatic incoming call queuing, with indication of number of waiting calls.
- Multiple touch screen control locations, with optional mimicking of status and faults.
- Incoming call logging and audio recording via touch screen control locations.
- All site wiring fully monitored for faults.
- Calls can be accepted locally at Omnicare panels.
- Optional pin number based access control at touch screen control locations.
- Activity reporting including faults detected, with date and time stamp.
- 'All call' announcements can be made via an NCS - paging will be heard at all fire telephones, steward telephones and occupied disabled refuge points.
- A conference call can be initiated from the NCS or an LCP to communicate with the fire and steward telephones connected to a single LCP.

Sample System Layout & Control:

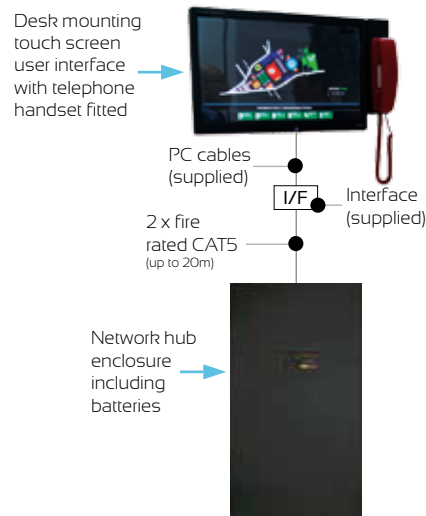


Local Control Point (LCP)



- Local control - communicate with outstations directly connected to the panel.
- Maximum of 64 outstations per LCP.
- Communicate with outstations directly terminated to the LCP (i.e. in the sample shown above, this LCP can accept calls from the 12 refuge remotes connected).
- An 'all call' from an LCP will page the fire telephones, steward telephones and occupied refuge points connected to that LCP.
- A conference call from an LCP can communicate with outstations connected to that LCP.
- BS5839-9 compliant.

Network Control Station (NCS)



- Site wide control - communicate with any of the outstations on the entire network.
- The graphics will include data from all the LCPs on the system.
- Provides time and date stamp activity logs.
- Fit multiple NCS - use of one automatically temporarily 'switches off' other NCS on the network (requirement of BS5839-9).
- An 'all call' from the NCS will page all fire telephones, steward telephones and occupied disabled refuge points
- A conference call from an NCS can only include outstations connected to a single LCP.

System Control - Site Wide (NCS)

SUMMARY:

- Central, site-wide, control of the system is via a graphical layer touch screen. The NCS is the master control point.
- The master control point can communicate with every single outstation on the system (one at a time, as is the requirement of BS5839-9).
- Additional touch screen control points (NCS) can be added to the system; enabling placement in alternative control or security rooms. These will be slaves/mimic panels unless full control is transferred to the panel due to compromise of the master control point or as required by the user(s).
- The network hub enclosure includes batteries to provide system power in the event of a mains power failure - 24 hours quiescent and three hours at full operation (this does not include cover for the PC or screen).
- Each power output is protected by a re-settable fuse rated at 2.5A.
- The NCS is not covered by BS5839-9. However, in the unlikely event of PC failure, the LCPs will continue to function normally and can be used independently. Or, if fitted an alternative NCS on the network will remain functional and control of the system will be unaffected.

FEATURES:

- Touch screen interface for straight forward control of all the outstations on the system.
- Incoming calls from outstations are queued in incoming call order and calls from outstations are recorded.
- Ability to connect multiple touch screens - control can be easily switched between NCS as required.
- The graphical user interface will allow two-way voice communication to any activated remote.
- User friendly High Definition (HD) touch screen interface.
- When an outstation is activated, the topographical location of the outstation is indicated at the touch screen display.



System Control - Local (LCP)

SUMMARY:

- Local system control is taken care of by use of OmnicarePLUS panels supplied with a separate battery box.
- The LCP can communicate with the outstations that are connected (terminated) to the panel.
- Connect any style of Omnicare outstation, in any combination to each LCP.
- Multiple LCPs can be fitted on the system network - each controlling its own locally connected outstations.
- A call from an outstation can be accepted and dealt with at its locally connected LCP (or at a site-wide NCS).

FEATURES:

- A 64-way local network control panel with battery back up.
- Panel fitted with:
 - DSP routing control
 - Power supply charger
 - Network card
- Lockable enclosure.
- Wall surface or flush mountable.
- Monitors status of all remotes on addressable loops.
- Status display indicating state of the system.
- BS5839-9 compliant standalone control panel.
- Labelling of individual buttons to identify location of remote device.
- Ability to connect up to 64 outstations to each panel.
- Grey or stainless steel finish options for the Omnicare panel (the separate battery box has a grey finish).



Network & Cabling

- The network cabling can be either copper or fibre (or a combination of these if required).
- The network is wired as a loop and is fault tolerant so that the system will continue to operate in the presence of a single fault.
- Copper or fibre loop configuration minimises cabling.
- Fibre network connection operates over distances up to 4KM for single mode and 3KM for multi-mode.
 - Supports multimode fibre types OMI (62.5/125), OM2 (50/125) and OM3 (50/125).
 - Supports single mode fibre types OS1 (9/125) and OS2 (9/125).
- Copper network connection operates over distances up to 300m apart. (FP200 cable recommended.)
- Outstations are installed on copper loops (4-core enhanced fire rated, e.g. FP200) with a maximum distance of 200m between them (for longer distances repeater units can be fitted).
- Each NCS and LCP will require the appropriate network cards and modules and will be included within our system design.
- The digital network is fully monitored and any faults will be reported and recorded in a time and date stamped log.
- With the ability to connect up to 126 'nodes' (a combination of NCSs & LCPs) it is possible to control an incredible number of outstations.

Outstations

- Outstations can be any combination of units available in the Omnicare range:
 - Disabled refuge
 - Advance disabled refuge.
 - Fire telephones.
 - Combined unit (disabled refuge & fire telephone).
 - Steward telephones.
 - Toilet alarms.

System Design:

- Each project is unique. We have a qualified team that will design, build and test the system to suit your specification.



BALDWIN BOXALL
LEADING THE WAY TO SAFETY

Baldwin Boxall Communications Ltd
Wealden Industrial Estate, Farningham Road,
Crowborough, East Sussex, TN6 2JR, United Kingdom

T: +44 (0) 1892 664422 F: +44 (0) 1892 663146
E: mail@baldwinboxall.co.uk
W: www.baldwinboxall.co.uk